



General Description

The MX573BNR156M250 is an ultra-low phase jitter XO with LVPECL output optimized for high line rate applications.

Applications

- 10/40/400 Gigabit Ethernet
- Fibre Channel 10G/12G SERDES

Absolute Maximum Ratings¹

Supply Voltage (VIN).....	+4.6V
Lead Temperature (soldering, 10s).....	260°C
Case Temperature.....	115°C
Storage Temperature (T _g).....	-65°C to +125°C
ESD Machine Model.....	.200V
ESD Rating (HBM).....	.2kV

Features

- 156.25MHz LVPECL
- Typical phase noise:
 - 110fs (Integration range: 1.875MHz-20MHz)
- ±50ppm total frequency stability
- -40°C to +85°C temperature range
- Industry standard 6-Pin 7mm x 5mm LGA package

Operating Ratings²

Supply Voltage (VIN).....	+2.375V to +3.63V
Ambient Temperature (TA).....	-40°C to +85°C
Junction Thermal Resistance	
LGA (T _{JA}) Still Air.....	53°C/W

Electrical Characteristics

VDD = 2.375 - 3.63V, TA = -40°C to +85°C, outputs terminated with 50 Ohms to VDD - 2V.³

Symbol	Parameter	Condition	Min.	Typ.	Max.	Units
IDD	Supply Current				120	mA
F0	Center Frequency			156.25		MHz
	Frequency Stability	Note 4			±50	ppm
∅j	Phase Noise	Integration Range (12kHz to 20MHz) Integration Range (1.875MHz to 20MHz)		165 110		fsRMS
Tstart	Start-Up Time				20	ms
TR/TF	Rise/Fall time		85		350	ps
	Duty Cycle		45		55	%
VOH	Output High Voltage	LVPECL output levels	VDD - 1.35	VDD - 1.01	VDD - 0.8	V
VOL	Output Low Voltage	LVPECL output levels	VDD - 2.0	VDD - 1.78	VDD - 1.6	V
Vswing	Peak to Peak Output Voltage Swing		0.65	0.77	0.95	V

Notes:

1. Exceeding the absolute maximum ratings may damage the device.
2. The device is not guaranteed to function outside its operating ratings.
3. Guaranteed after thermal equilibrium.
4. Inclusive of initial accuracy, temperature drift, aging, shock, vibration.

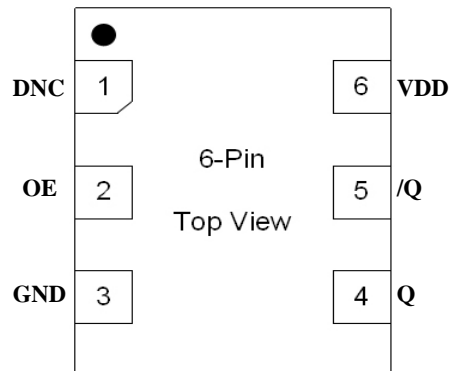
ClockWorks is a registered trademark of Microchip Technology Inc.

Ordering Information

Ordering Part Number	Marking Line 1	Marking Line 3	Shipping	Package
MX573BNR156M250	MX573BN	R156M250	Tube	6-Pin 7mm x 5mm LGA
MX573BNR156M250-TR	MX573BN	R156M250	Tape and Reel	6-Pin 7mm x 5mm LGA

Devices are Green and RoHS compliant. Sample material may have only a partial top mark.

Pin Configuration



Pin Description

Pin Number	Pin Name	Pin Type	Pin Level	Pin Function
1	DNC			Make no connection, leave floating.
2	OE	I, SE	LVC MOS	Output Enable, disables output to tri-state, 0 = Disabled, 1 = Enabled, 50k Ohms Pull-Up
3	GND	PWR		Power Supply Ground
4, 5	Q, /Q	O, Diff	LVPECL	Clock Output Frequency = 156.25MHz
6	VDD	PWR		Power Supply

Environmental Specifications

Thermal Shock	MIL-STD-883, Method 1011, Condition A
Moisture Resistance	MIL-STD-883, Method 1004
Mechanical Shock	MIL-STD-883, Method 2002, Condition C
Mechanical Vibration	MIL-STD-883, Method 2007, Condition B
Resistance to Soldering Heat	J-STD-020C, Table 5-2 Pb-free devices (except 2 cycles max)
Hazardous Substance	Pb-Free / RoHS / Green Compliant
Solderability	JESD22-B102-D Method 2 (Preconditioning E)
Terminal Strength	MIL-STD-883, Method 2004, Test Condition D
Gross Leak	MIL-STD-883, Method 1014, Condition C
Fine Leak	MIL-STD-883, Method 1014, Condition A2, R1=2x10 ⁻⁸ atm cc/s
Solvent Resistance	MIL-STD-202, Method 215

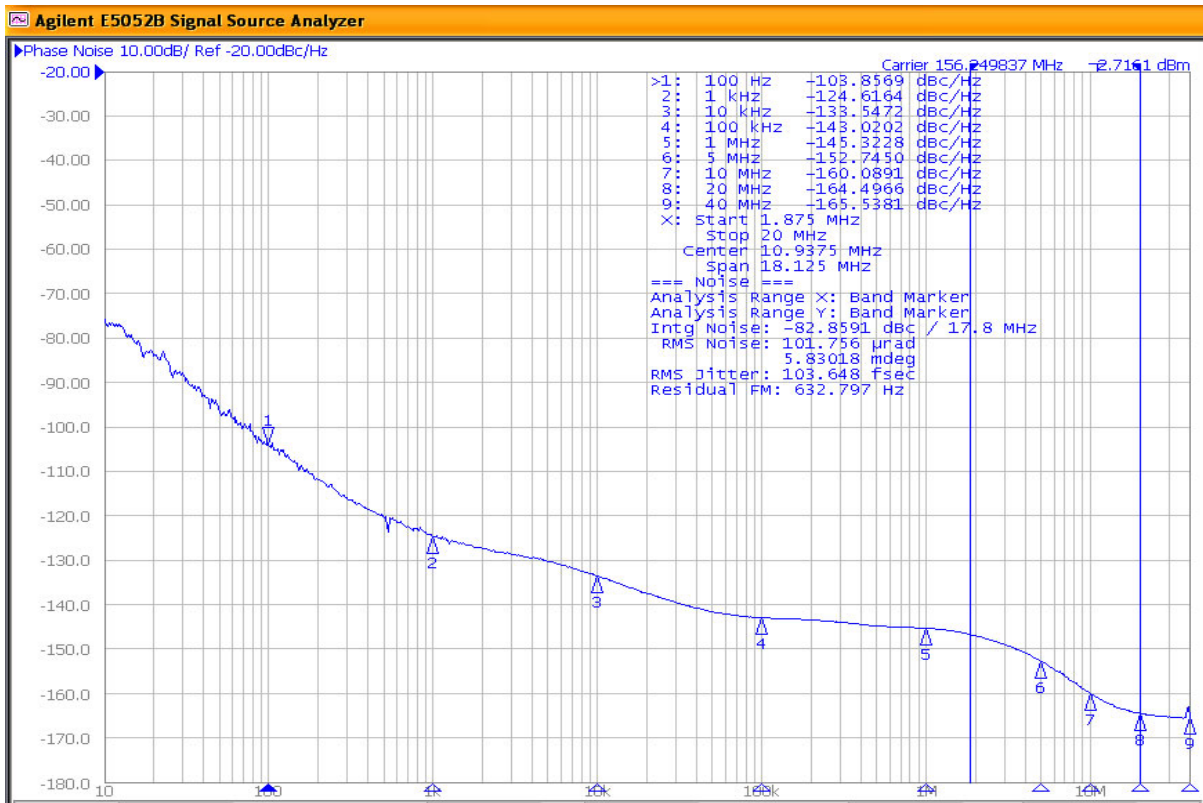


Figure 1. LVPECL Output 156.25MHz 1.875MHz-20MHz 104fs

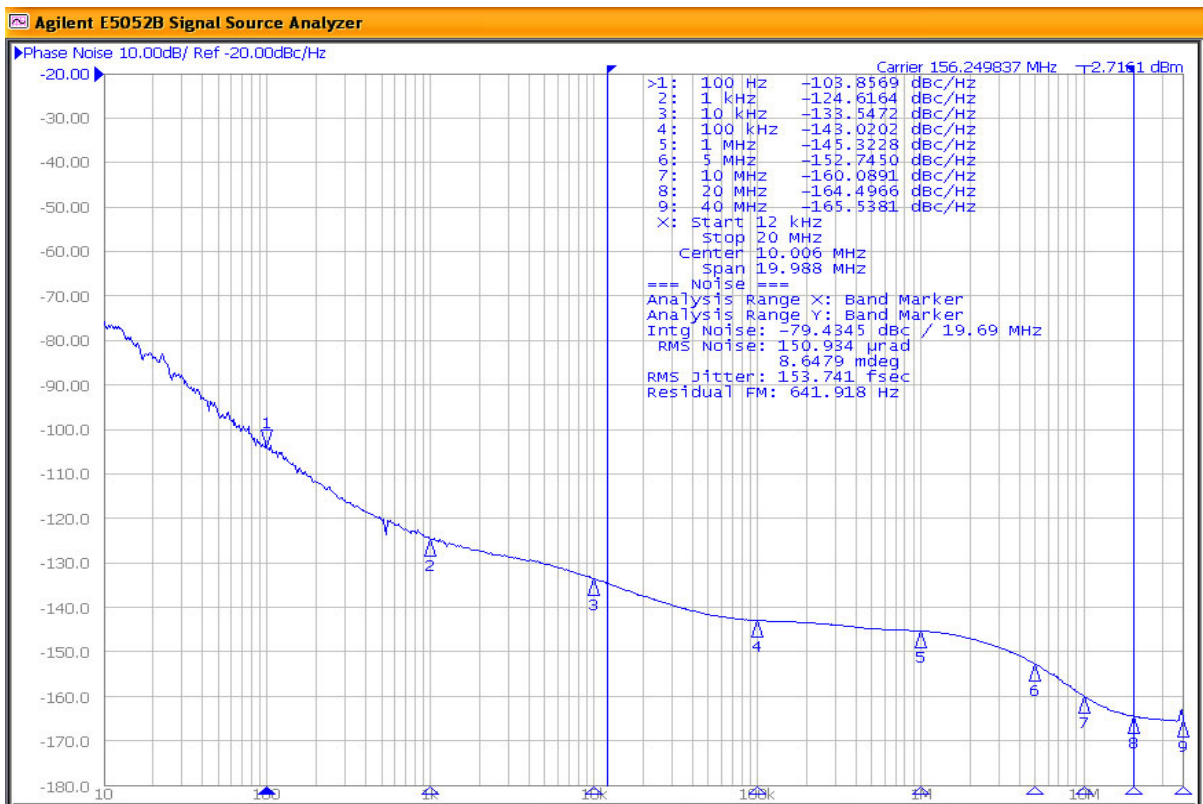
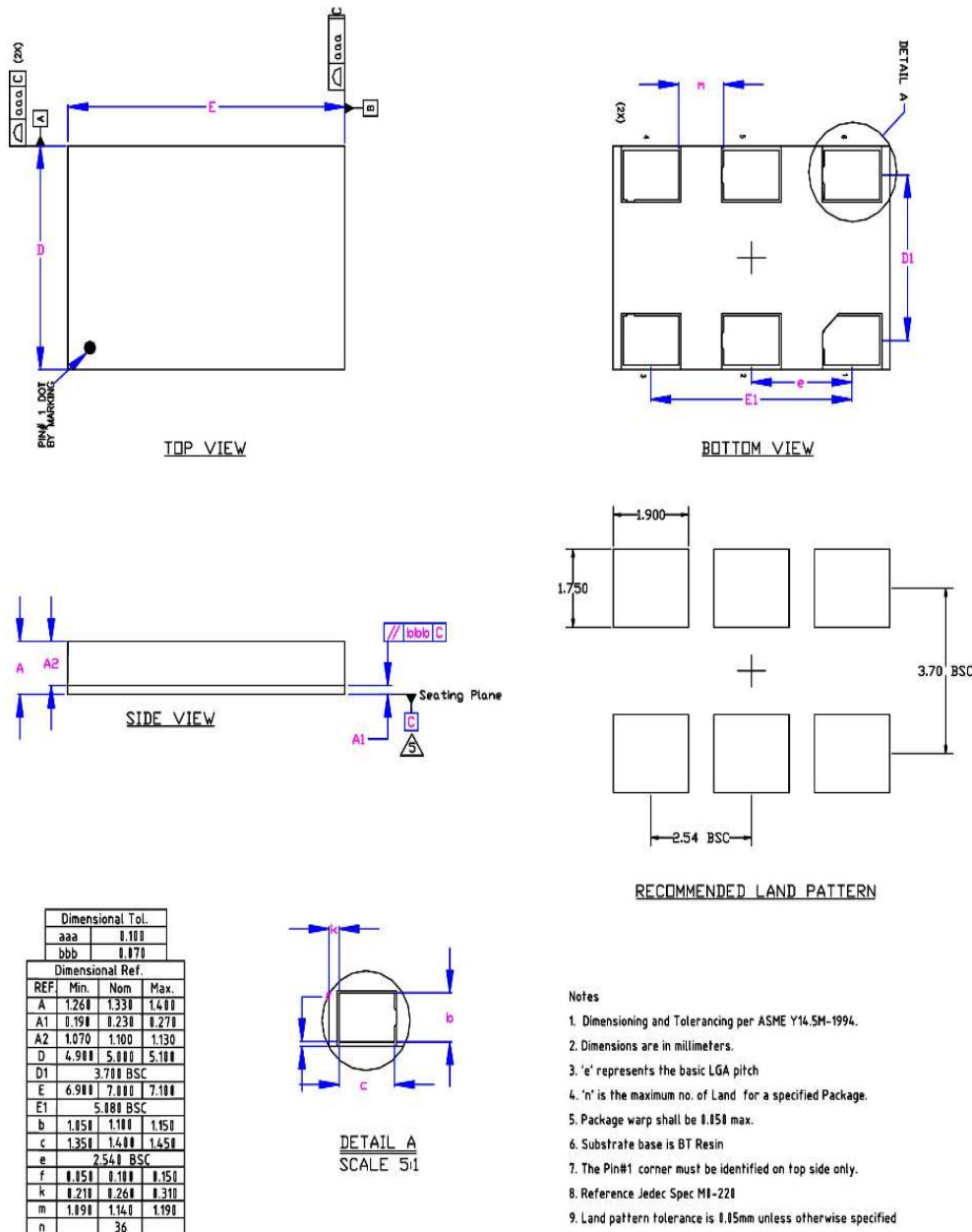


Figure 2. LVPECL Output 156.25MHz 12kHz-20MHz 154fs

Package Information and Recommended Land Pattern for 6-Pin LGA³



6-Pin LGA (7x5mm)

Note:

3. Package information is correct as of the publication date. For updates and most current information, go to www.microchip.com.

Microchip Technology Inc.

<http://www.microchip.com>

Microchip makes no representations or warranties with respect to the accuracy or completeness of the information furnished in this data sheet. This information is not intended as a warranty and Microchip does not assume responsibility for its use. Microchip reserves the right to change circuitry, specifications and descriptions at any time without notice. No license, whether express, implied, arising by estoppel or otherwise, to any intellectual property rights is granted by this document. Except as provided in Microchip's terms and conditions of sale for such products, Microchip assumes no liability whatsoever, and Microchip disclaims any express or implied warranty relating to the sale and/or use of Microchip products including liability or warranties relating to fitness for a particular purpose, merchantability, or infringement of any patent, copyright or other intellectual property right.

© 2018 Microchip Technology Inc.