

(0.80 mm) .0315" PITCH • QRM8/QRF8 SERIES

QRM8
Board Mates:
QRF8

QRF8
Board Mates:
QRM8

QRM8/QRF8
Cable Mates:
EQRD

SPECIFICATIONS

Insulator Material:
Black LCP
QRM8 Terminal Material:
Phosphor Bronze
QRF8 Contact Material:
BeCu
Ground Plane Material:
Phosphor Bronze
Plating:
Au or Sn over
50 μ" (1.27 μm) Ni
Current Rating:
Contact:
2.2 A per pin (2 pins powered)
Ground:
8.5 A per ground plane
(1 ground plane powered)
Operating Temp Range:
-55 °C to +125 °C
Voltage Rating:
215 VAC
Max Cycles:
100

QRM8	PINS PER ROW NO. OF PAIRS	LEAD STYLE	PLATING OPTION	TYPE	A	OTHER OPTIONS
------	------------------------------	---------------	-------------------	------	---	---------------

-026,
-052, -078
(52 total pins per
bank = -D)

-018,
-036, -054
(18 pairs per bank
= -D-DP)

-02.0
= 2 mm
Body Height
(N/A -054 &
-078 Positions)

-05.0
= 5 mm Body
Height

-07.0
= 7 mm Body
Height

-L
= 10 μ"
(0.25 μm) Gold
on contact,
Matte Tin
on tail

-S
= 30 μ"
(0.76 μm) Gold
on contact,
Matte Tin
on tail

-D
= Single-
Ended

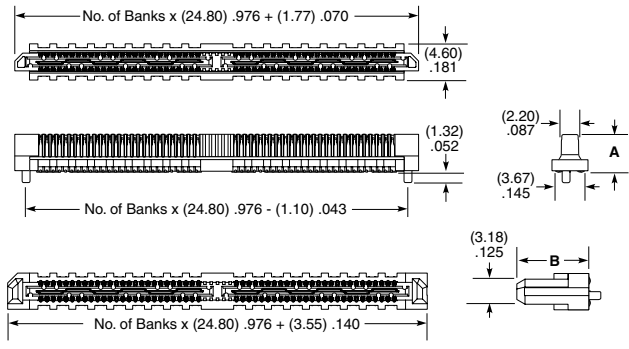
-D-DP
= Differential
Pair

-GP
= Guide Post

-K
= (5.00 mm) .197" DIA
Polyimide Film Pick & Place
Pad

-TR
= Tape & Reel (-018, -026,
-036, -052 only)

-FR
= Full Reel Tape & Reel
(must order maximum
quantity per reel; contact
Samtec for quantity breaks)
(-018, -026, -036, -052 only)



LEAD STYLE	A	B
-02	(4.81) .189	(6.12) .241
-05	(7.81) .307	(9.12) .359
-07	(9.78) .385	(11.12) .438

-GP OPTION

View complete specifications at: samtec.com?QRM8

PROCESSING

Lead-Free Solderable:
Yes
SMT Lead Coplanarity:
(0.10 mm) .004" max
(018-026)
0.15 mm) .006" max
(036-078)*
*(.004" stencil solution
may be available; contact
ipg@samtec.com)
Board Stacking:
For applications requiring
more than two connectors
contact ipg@samtec.com

QRF8	PINS PER ROW NO. OF PAIRS	LEAD STYLE	PLATING OPTION	TYPE	A	OTHER OPTIONS
------	------------------------------	---------------	-------------------	------	---	---------------

-026,
-052, -078
(52 total pins per
bank = -D)

-018,
-036, -054
(18 pairs per bank
= -D-DP)

-05.0
= 5 mm Body
Height

-07.0
= 7 mm Body
Height

-L
= 10 μ" (0.25 μm)
Gold on contact,
Matte Tin on tail

-S
= 30 μ" (0.76 μm)
Gold on contact,
Matte Tin on tail

-D
= Single-Ended

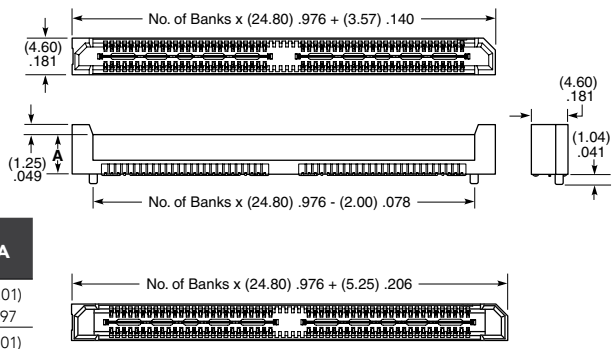
-D-DP
= Differential Pair

-GP
= Guide Post

-K
= (5.00 mm) .197"
DIA Polyimide
Film Pick & Place
Pad

-TR
= Tape & Reel
(-018, -026, -036,
-052 only)

-FR
= Full Reel Tape &
Reel (must order
max. quantity
per reel; contact
Samtec for
quantity breaks)
(-018, -026, -036,
-052 only)



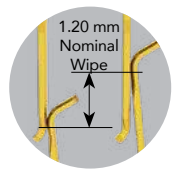
LEAD STYLE	A
-05	(5.01) .197
-07	(7.01) .276

-GP OPTION

MATED HEIGHT*		
QRF8 LEAD STYLE	QRM8 LEAD STYLE	
	-02.0	-05.0
-05	(7.00) .276	(10.00) .394
		-07.0
-07	(9.00) .354	(12.00) .472
		(14.00) .551

*Processing conditions will affect mated height. See SO Series for board space tolerances.

View complete specifications at: samtec.com?QRF8



Note:
Some lengths, styles and
options are non-standard,
non-returnable.