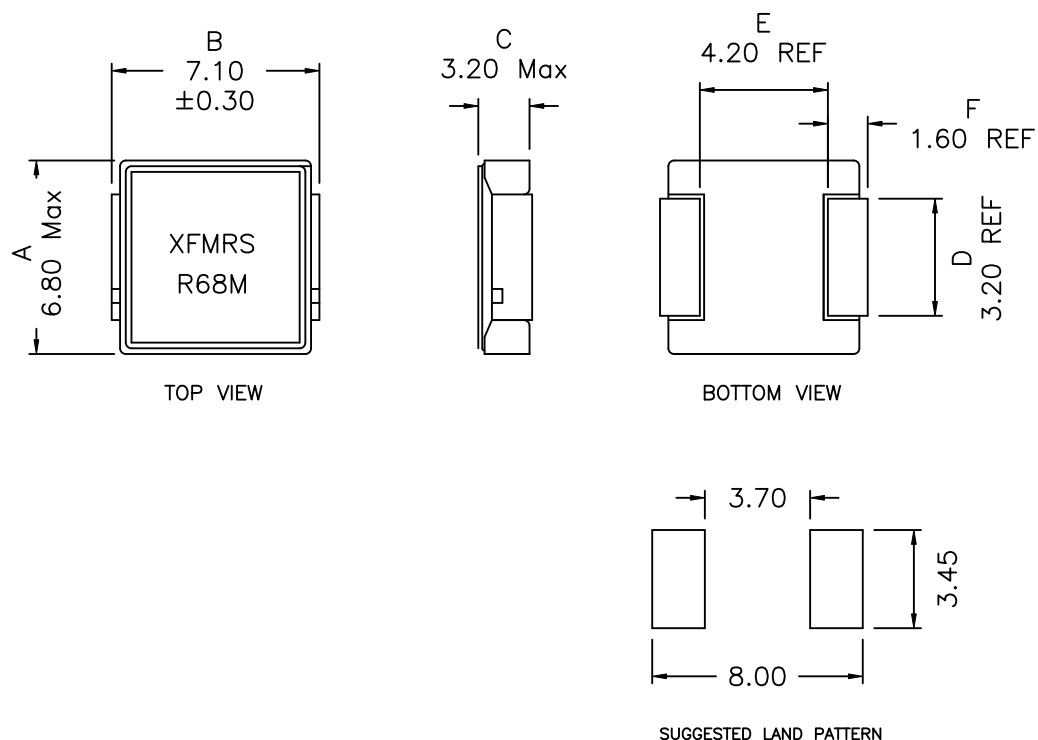
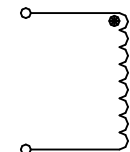


1. Mechanical Dimensions:



2. Schematic:



3. Electrical Specifications: @25°C

OCL: 0.68uH±20% @100KHz, 0.25V

Q: 10 Min @100KHz, 0.25V

DCR: 5.5 mOhms Max 5.0 mOhms TYP

I_{rms}: 15.5Adc (Based on 40°C Temp Rise)

I_{sat}: 25.0Adc (Based on 20% TYP drop in OCL)

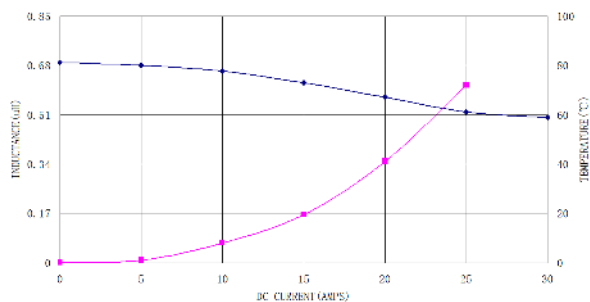
Hipot: 100Vdc, coil to core. 1min

SRF: 28MHz Min

Rated Voltage: 75V

Notes:

1. Solderability: Leads shall meet MIL-STD-202G, Method 208H for solderability.
2. Flammability: UL94V-0
3. ASTM oxygen index: > 28%
4. Insulation System: Class F 155°C. UL file E151556
5. Operating Temperature: -55°C to +125°C
6. Storage Temperature Range: -55°C to +125°C
7. Aqueous wash compatible
8. SMD Lead Coplanarity: ±0.004"(0.102mm)
9. Electrical and mechanical specifications 100% tested
10. RoHS Compliant Component
11. Outsourced item processed & controlled under XFMRS QA system



DOC REV: A/14

PROPRIETARY Document is the property of XFMRS Group & is not allowed to be duplicated without authorization.

XFMRS Inc www.XFMRS.com	Title: HIGH CURRENT INDUCTOR			
	UNLESS OTHERWISE SPECIFIED TOLERANCES: .xx ±0.25 Dimensions in MM	P/N: XFHCL6-R68M	REV. A	
	DWN.	Huo	Feb-06-23	
	CHK.	YK Liao	Feb-06-23	
SHEET 1 OF 1	APP.	AM	Feb-06-23	