




Specifications and approvals

DIN 46235

Identification	Conductor cross-section (mm ²)	Part number	Drawing (dimensions in mm)																																																
Battery hydraulic tool, Pressing force 120 kN, Crimp die acc. to DIN 46235 with pressing width 10 ... 14 mm	10 ... 240	09 99 000 0860																																																	
Hydraulic handtool, Pressing force 120 kN, Crimp die acc. to DIN 46235 with pressing width 10 ... 14 mm	10 ... 240	09 99 000 0861																																																	
Crimp die, for 120 kN tool, Pack contents: Supplied as a pair	10 16 25 35 50 70 95 120 150 185 240	09 99 000 0862 09 99 000 0863 09 99 000 0864 09 99 000 0865 09 99 000 0866 09 99 000 0867 09 99 000 0868 09 99 000 0869 09 99 000 0870 09 99 000 0871 09 99 000 0872	 <table border="1" data-bbox="995 1608 1445 1821"> <thead> <tr> <th>Cross-section</th> <th>Pressing width</th> <th>Identification</th> <th>Contacts</th> </tr> </thead> <tbody> <tr> <td>10 mm²</td> <td>10 mm</td> <td>6</td> <td>TC 70, TC 100</td> </tr> <tr> <td>16 mm²</td> <td>10 mm</td> <td>8</td> <td>TC 70, TC 100</td> </tr> <tr> <td>25 mm²</td> <td>10 mm</td> <td>10</td> <td>TC 70, TC 100, TC 200, TC 250, TC 350</td> </tr> <tr> <td>35 mm²</td> <td>10 mm</td> <td>12</td> <td>TC 100, TC 200, TC 250, TC 350</td> </tr> <tr> <td>50 mm²</td> <td>13 mm</td> <td>14</td> <td>TC 200, TC 250, TC 350</td> </tr> <tr> <td>70 mm²</td> <td>13 mm</td> <td>16</td> <td>TC 200, TC 250, TC 350, TC 650</td> </tr> <tr> <td>95 mm²</td> <td>14 mm</td> <td>18</td> <td>TC 350, TC 650</td> </tr> <tr> <td>120 mm²</td> <td>14 mm</td> <td>20</td> <td>TC 350, TC 650</td> </tr> <tr> <td>150 mm²</td> <td>10 mm</td> <td>22</td> <td>TC 650</td> </tr> <tr> <td>185 mm²</td> <td>10 mm</td> <td>25</td> <td>TC 650</td> </tr> <tr> <td>240 mm²</td> <td>10 mm</td> <td>28</td> <td>TC 650</td> </tr> </tbody> </table>	Cross-section	Pressing width	Identification	Contacts	10 mm ²	10 mm	6	TC 70, TC 100	16 mm ²	10 mm	8	TC 70, TC 100	25 mm ²	10 mm	10	TC 70, TC 100, TC 200, TC 250, TC 350	35 mm ²	10 mm	12	TC 100, TC 200, TC 250, TC 350	50 mm ²	13 mm	14	TC 200, TC 250, TC 350	70 mm ²	13 mm	16	TC 200, TC 250, TC 350, TC 650	95 mm ²	14 mm	18	TC 350, TC 650	120 mm ²	14 mm	20	TC 350, TC 650	150 mm ²	10 mm	22	TC 650	185 mm ²	10 mm	25	TC 650	240 mm ²	10 mm	28	TC 650
Cross-section	Pressing width	Identification	Contacts																																																
10 mm ²	10 mm	6	TC 70, TC 100																																																
16 mm ²	10 mm	8	TC 70, TC 100																																																
25 mm ²	10 mm	10	TC 70, TC 100, TC 200, TC 250, TC 350																																																
35 mm ²	10 mm	12	TC 100, TC 200, TC 250, TC 350																																																
50 mm ²	13 mm	14	TC 200, TC 250, TC 350																																																
70 mm ²	13 mm	16	TC 200, TC 250, TC 350, TC 650																																																
95 mm ²	14 mm	18	TC 350, TC 650																																																
120 mm ²	14 mm	20	TC 350, TC 650																																																
150 mm ²	10 mm	22	TC 650																																																
185 mm ²	10 mm	25	TC 650																																																
240 mm ²	10 mm	28	TC 650																																																