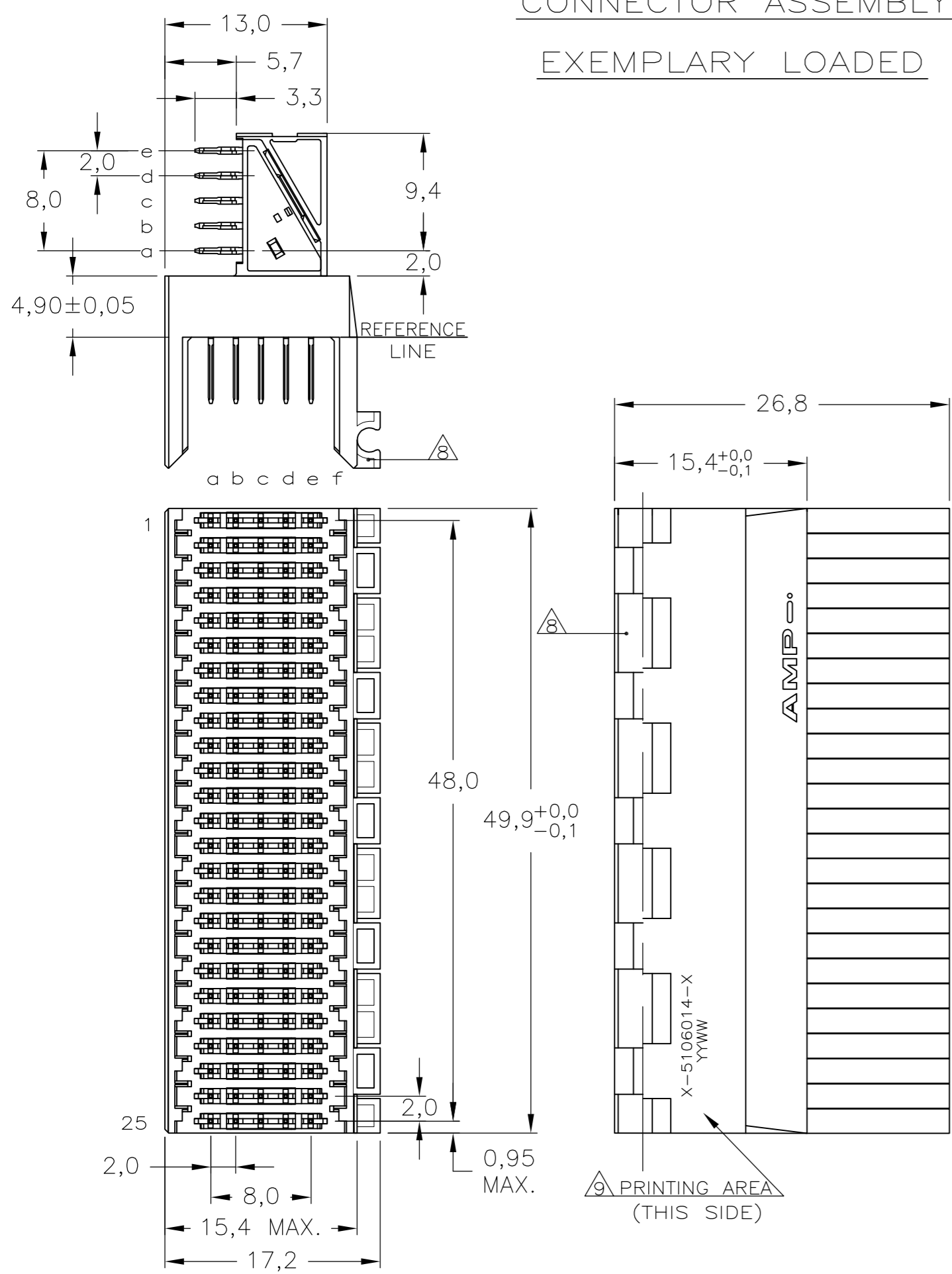
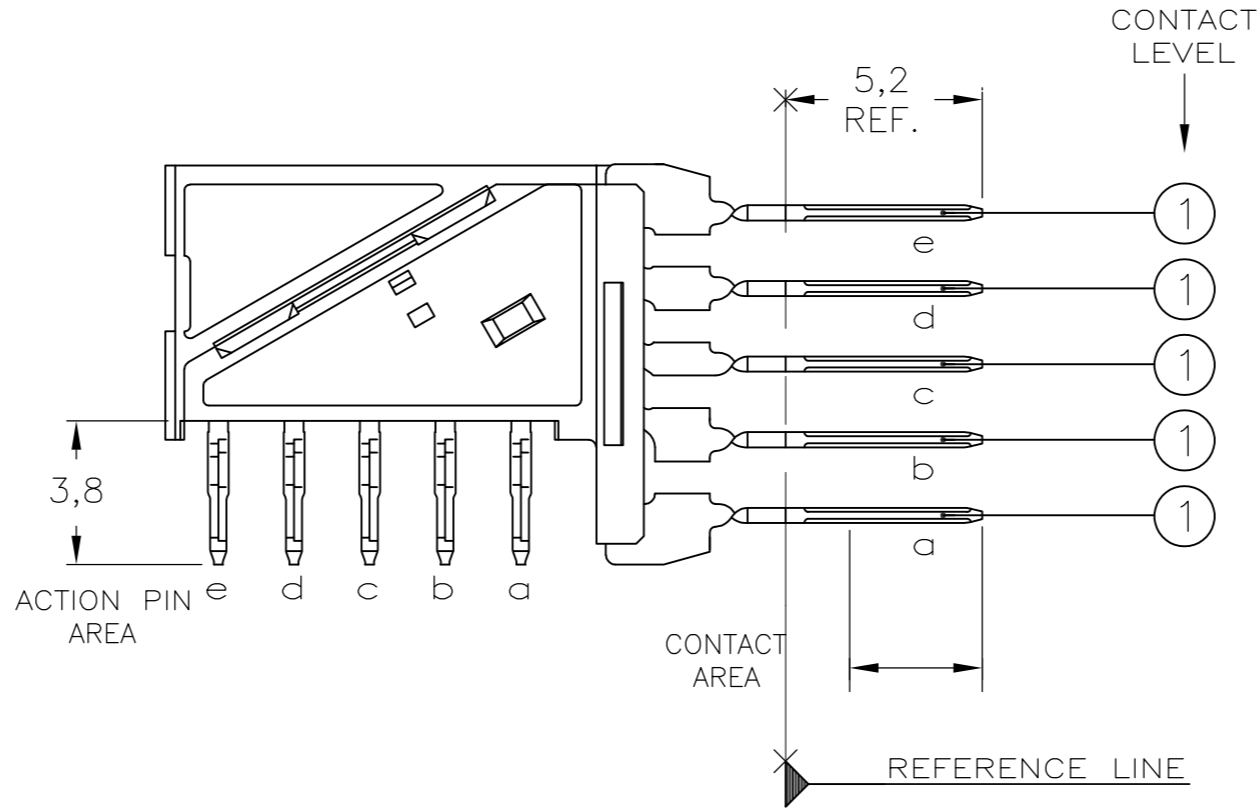


THIS DRAWING IS UNPUBLISHED. RELEASED FOR PUBLICATION
 © COPYRIGHT - By - ALL RIGHTS RESERVED.

CONNECTOR ASSEMBLY EXEMPLARY LOADED

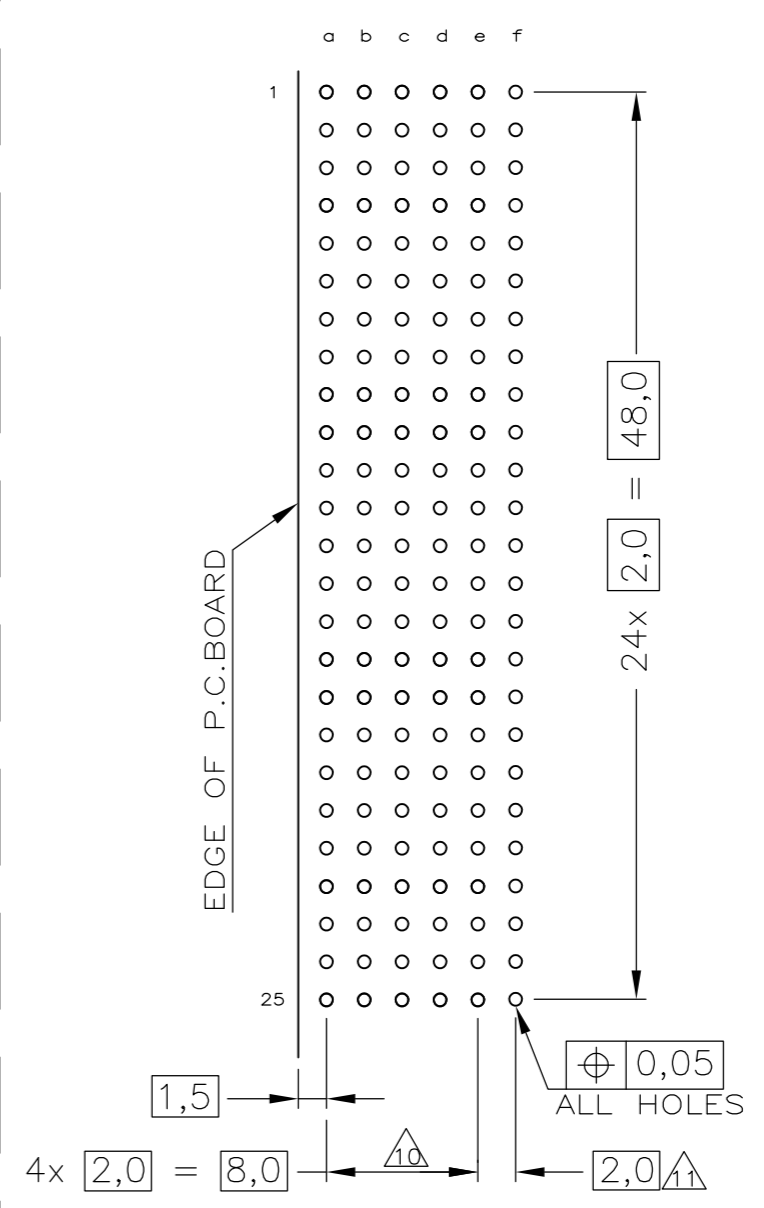


CONTACT DIMENSIONS



LOC	DIST	REVISIONS			
P	LTR	DESCRIPTION	DATE	DWN	APVD
H	-	E	REVISED PER ECR-15-003280	14MAR2015	F.L F.Y

RECOMMENDED PCB-HOLE LAY-OUT COMPONENT SIDE SHOWN



CONTACT LAYOUT

	a	b	c	d	e
1	1	1	1	1	1
2	1	1	1	1	1
3	1	1	1	1	1
4	1	1	1	1	1
5	1	1	1	1	1
6	1	1	1	1	1
7	1	1	1	1	1
8	1	1	1	1	1
9	1	1	1	1	1
10	1	1	1	1	1
11	1	1	1	1	1
12	1	1	1	1	1
13	1	1	1	1	1
14	1	1	1	1	1
15	1	1	1	1	1
16	1	1	1	1	1
17	1	1	1	1	1
18	1	1	1	1	1
19	1	1	1	1	1
20	1	1	1	1	1
21	1	1	1	1	1
22	1	1	1	1	1
23	1	1	1	1	1
24	1	1	1	1	1
25	1	1	1	1	1

P.C.B. HOLE DIM. ACTION PIN
FOR DETAILS SEE
APPLICATION SPECIFICATION

- NOTES:**
- 1 MATERIAL HOUSING : GREY GLASSFILLED POLYESTER
UL-RATING V0
CONTACT : PHOSPHORBRONZE
 - 2 GENERAL PLATING SPECIFICATION: UNDERPLATING (ENTIRE CONTACT): 1,27µm NICKEL MIN.
AND ACTION PIN: 0,5µm TIN MIN.
FOR PLATING OF MATING SURFACES SEE APPLICABLE SPECIFICATION REFERENCE FOR EACH DASH NUMBER.
 - 3 CONFORMS TO ALL TESTING ACCORDING IEC 61076-4-101 PERFORMANCE LEVEL 2.
 - 4 CONFORMS TO ALL TESTING ACCORDING IEC 61076-4-101 PERFORMANCE LEVEL 1.
 - 5 CONNECTOR TESTED AND QUALIFIED AGAINST TELCORDIA GR-1217-CORE QUALITY LEVEL III,
CENTRAL OFFICE APPLICATIONS.
 - 6 CONNECTOR TESTED AND QUALIFIED AGAINST TELCORDIA GR-1217-CORE QUALITY LEVEL III,
UNCONTROLLED ENVIRONMENT APPLICATIONS.
 - 7 CONNECTOR LUBRICATED WITH TELCORDIA GR-1217-CORE APPROVED LUBRICANT.
 - 8 CONNECTOR ASSEMBLY WITH LATCH HINGE FOR CABLE CONNECTOR.
 - 9 CONNECTOR MARKED WITH PARTNUMBER AND DATECODE
 - 10 PLATED-THROUGH HOLES AT 2x2mm SQUARE GRID.
 - 11 HOLES IN ROW f FOR POSSIBLE FUTURE USE OF
GROUND RETURN SHIELDS. (NOT YET TOOLED)
 - 12 OBSOLETE PARTS: OBSOLETE CIS STREAMLINING PER D.RENAUD/D.SINISI
 - 13 0.76µm MIN. GOLD PLATING AT MATING SURFACE

THIS DRAWING IS A CONTROLLED DOCUMENT.		DWN K.N.KIRAN 12AUG2004			
DIMENSIONS: mm		CHK B.MOOIJ 23SEP2004			
TOLERANCES UNLESS OTHERWISE SPECIFIED: 0-PLC ± 1-PLC ± 2-PLC ± ±0.2 3-PLC ± 4-PLC ± ANGLES ± FINISH		APVD B.MOOIJ 23SEP2004	NAME Z-PACK 2mm HM TYPE B 125 POS. RIGHT ANGLE MALE CONNECTOR ASSEMBLY		
MATERIAL		PRODUCT SPEC 108-19082 APPLICATION SPEC 114-19029	SIZE A2	CAGE CODE 00779	DRAWING NO C=5106014
		WEIGHT -	RESTRICTED TO	SCALE 5:1	SHEET 1 of 1
		CUSTOMER DRAWING	REV E		