

**G51LOC-P06MFG0-0000**  
**series\_l, type\_g5**

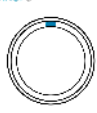


**General information**


<b>Part number</b>	G51LOC-P06MFG0-0000
<b>Termination</b>	solder
<b>Size</b>	1
<b>Locking principle</b>	break , push
<b>Coding</b>	0_key



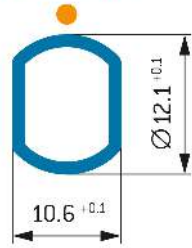
CODING: 0'



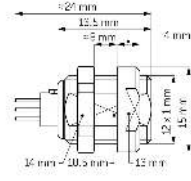
POSITIONS: 6 Positions



PANEL CUT OUT:



DIMENSIONS



**Contact insert description**

<b>Number of contacts</b>	6
<b>Contact type</b>	pins
<b>Contact diameter</b>	07mm
<b>Insulator material</b>	peek
<b>Wire cross section</b>	22_awg
<b>Termination</b>	solder
<b>Termination diameter</b>	085mm

reverse\_gender\_on\_request

**Technical information**

<b>Max. creepage and air clearance distance</b>	07_mm	10_mm
<b>Nominal current single contact</b>	075_a	iec_60512_5_2
<b>Nominal current insert</b>	5,625 A	vde_0298_4
<b>Test voltage</b>	1_kv_ac	sae_13441

safety\_text

**Mechanical and environmental data**

<b>Degree of protection*</b>	ip50
<b>Operating temperature</b>	40_120_c
<b>Mating cycles</b>	5000

mated\_unmated

## Material and surface treatments

<b>Housing</b>	m_chrome
<b>Contact</b>	cu_alloy_gold

safety\_text\_2  
ul\_text  
illustrative\_text