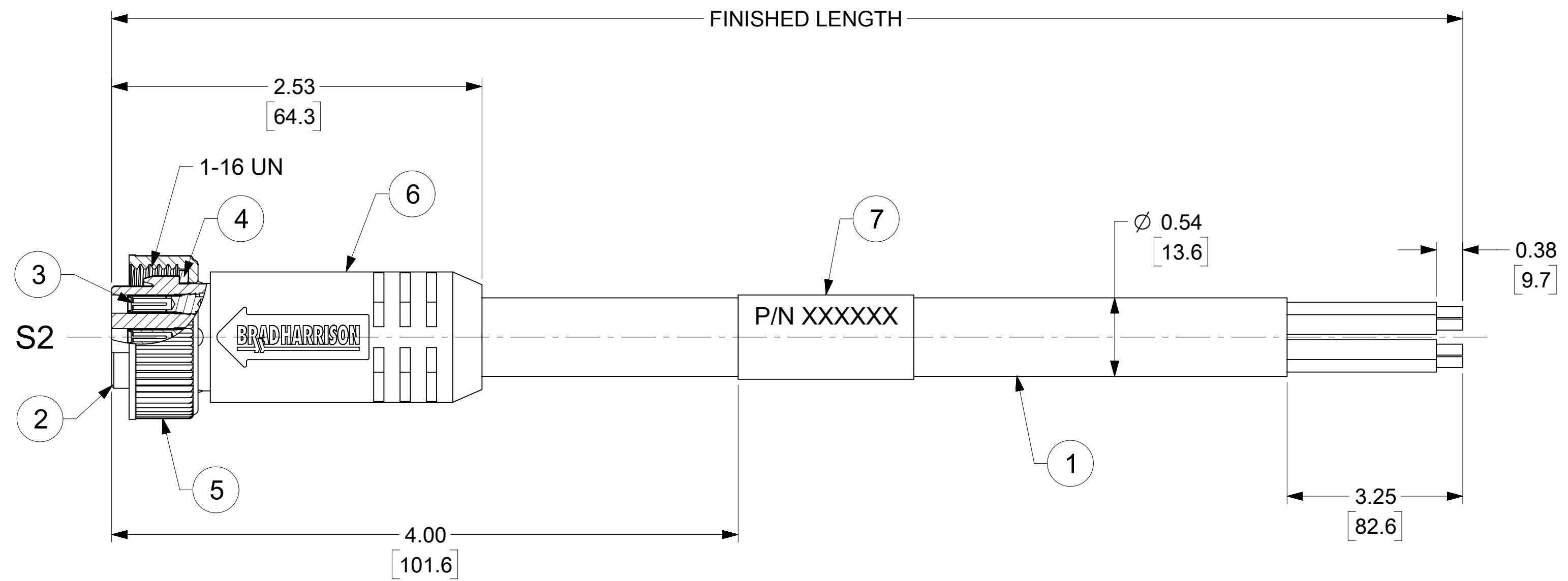
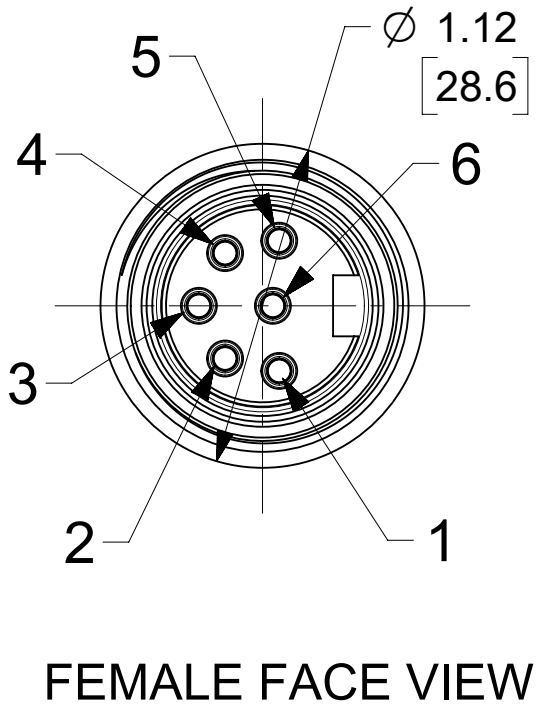
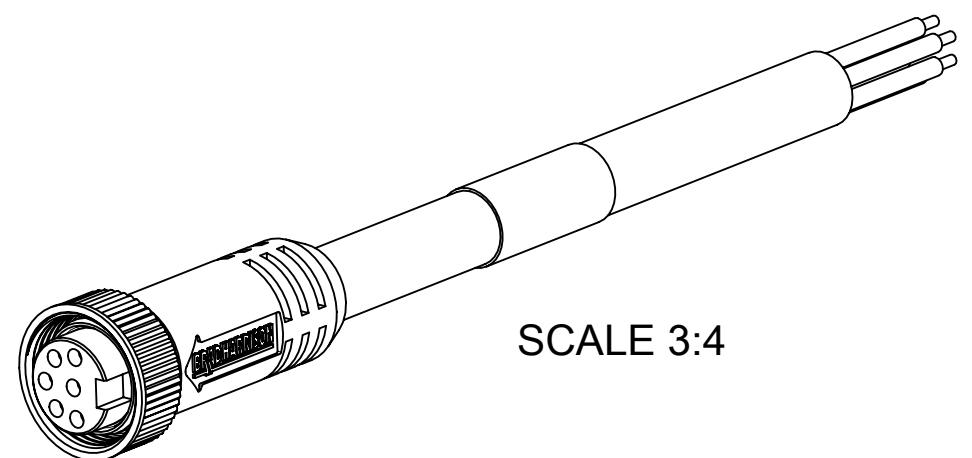


MATERIAL NO.	ENGINEERING NO.	FINISHED LENGTH
1300070022	206000A01F030	3 FT. (0.91 M)
1300070035	206000A01F450	45 FT. (13.71 M)
1300070441	206000A01F800	80 FT. (24.38 M)

**CABLE LENGTH TOLERANCES**  
 <.3M [1FT]: +19mm-0 [ +.75in-0]  
 .3 - .9M [1 - 3FT]: +44.5mm-0 [+1.75in-0]  
 .9 - 1.8M [3 - 6FT]: +55.6mm-0 [+2.19in-0]  
 1.8 - 3.7M [6 - 12FT]: +88.9mm-0 [+3.50in-0]  
 3.7 - 7.3M [12 - 24FT]: +165.1mm-0 [+6.50in-0]  
 7.3-14.6M [24 - 48FT]: +317.5mm-0 [+12.50in-0]  
 14.6 - 30.5M [48-100FT]: +622.3mm-0 [+24.50in-0]  
 OVER 30M [100FT] +2% OF FINISHED LENGTH



- NOTES:**
- MATERIAL: AS NOTED
  - FINISH: AS NOTED
  - ELECTRICAL:  
 VOLTAGE: 400V PER IEC60664 (B)  
 600V PER UL2238  
 CURRENT: 8A
  - TEMP RATING: -20°C TO +105°C (B)
  - PROTECTION: IP67 (WHEN MATED)
  - CSA CERTIFIED FILE: LR6837 (B)
  - UL RECOGNIZED FILE: E152210
  - ALL DIMS ARE FOR REFERENCE UNLESS TOLERANCED OR NOTED OTHERWISE

**WIRING DIAGRAM**

S2	Color
1	ORANGE
2	BLUE
3	BLACK
4	WHITE
5	RED
6	GREEN/YELLOW

**PART NUMBER LEGEND (B)**

206000A01F060

FINISHED LENGTH  
 F001= .1 FT  
 F020= 2 FT  
 F200= 20 FT

ITEM	DESCRIPTION	MATERIAL	FINISH
7	WRAP LABEL	VINYL	BLACK/YELLOW
6	OVERMOLD	TPE	YELLOW
5	COUPLING NUT	ZINC DIE CAST	BLACK E-COAT
4	FRICTION RING	NYLON	WHITE
3	SOCKET CONTACT	Cu ALLOY	GOLD OVER NICKEL
2	FEMALE INSERT	TPE	YELLOW
1	CABLE, 16-6, STOOV/ST	PVC JACKET	YELLOW
ITEM	DESCRIPTION	MATERIAL	FINISH

FUNCTIONAL SYMBOLS	THIS DRAWING CONTAINS INFORMATION THAT IS PROPRIETARY TO MOLEX ELECTRONIC TECHNOLOGIES, LLC AND SHOULD NOT BE USED WITHOUT WRITTEN PERMISSION				
	DIMENSION UNITS	SCALE		CURRENT REV DESC: ITEM 2,6 WERE PVC & 7 WAS PLASTIC FILM, 3 & 4 REDUCED TO 1. ADDED CSA, IEC VOLT, TEMP & IP RATING, TOL. CHART & P/N LEGEND. MODIFIED P/N TABLE.	
	$\frac{F}{A} = 0$	INCH/MM	1.5:1		
	$\frac{F}{C} = 0$	GENERAL TOLERANCES (UNLESS SPECIFIED)			
$\frac{F}{P} = 0$		MM	INCH		
DIVISIONAL SYMBOLS	4 PLACES	±	±	EC NO: 709714 DRWN: VHANDI 2021/06/02 CHK'D: RSTONE 2022/06/08 APPR: BWOODMAN 2022/06/14	
	3 PLACES	±	±		
	2 PLACES	±	±		
	1 PLACE	±	±		
	0 PLACES	±	±	INITIAL REVISION: DRWN: RSTONE 2009/04/03 APPR: JFMURPHY 2009/04/08	
	ANGULAR TOL	±	°	THIRD ANGLE PROJECTION	
	DRAFT WHERE APPLICABLE MUST REMAIN WITHIN DIMENSIONS			DRAWING SERIES C-SIZE 130007	

DOCUMENT NUMBER			DOC TYPE	DOC PART	REVISION
SD-130007-001			PSD	001	B
MATERIAL NUMBER	CUSTOMER	SHEET NUMBER			
SEE TABLE	GENERAL MARKET	1 OF 1			