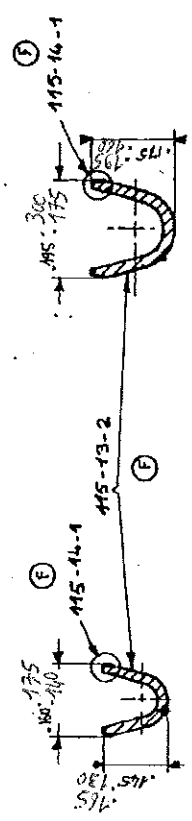
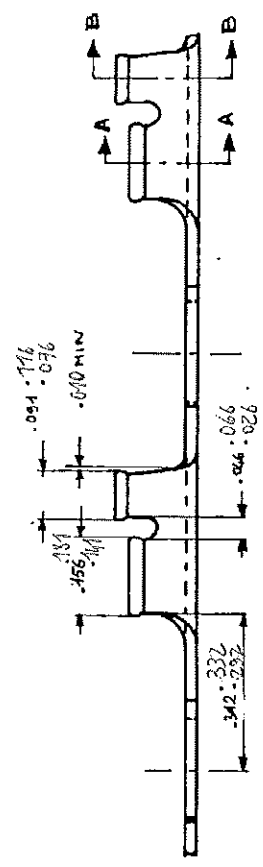
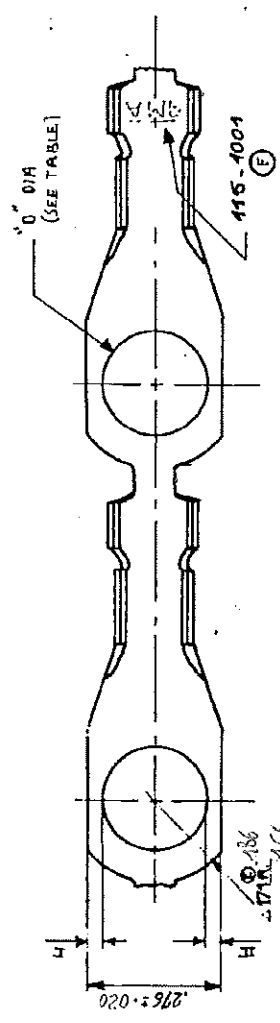


CODE	GAGE NO

DIMENSIONS I & II TO BE EQUAL WITHIN .020



SEC. A-A

SEC. B-B

140663-664

DIFFUSION N°

4	RAIN	140663-1A
4 mm	Tin Plated	140664
4 mm	1-	140663
D <sub>3-004</sub> STUO mm		PART NUMBER
FINISH		MATERIAL
TOLERANCES		BRASS 1/2 HARD
.000 ± 1.008		
WIRE RANGE		
18-14		
STOCK THK .0136 X 3%		
WIDE		
TRIMMING BURR NOT TO EXCEED .005 IN.		
SPECIFICATION CLASSIFICATION		
MAJOR <input checked="" type="checkbox"/> MINOR <input type="checkbox"/>		
REF (NONE) SDF 1B-1.1		
INSULATION RANGE		
.10 dia		
APPD		
PE GRASSAND		
REL		
DR C. GUYADER		
CHK G. MINICU		

WIRE CRIMP		INS CRIMP	SB
LAYOUT NO.		SURFACE AREA .3529 SQ IN.	
DIE 3529		QTY/REEL 5000	
HEAT TREAT		DIRECTION OFF TOP OF REEL	
APPL FEED 855		107.3 Fig. 6	
DIE FEED 855		APPL FEED 855	
WDW .312		IDW .330	

RECTANGULAR TONGUE

SCALE 4:1

LOC F

NUMBER B

REV A

AMP 2031-2 8 7 6 5 4 3 2 1 A