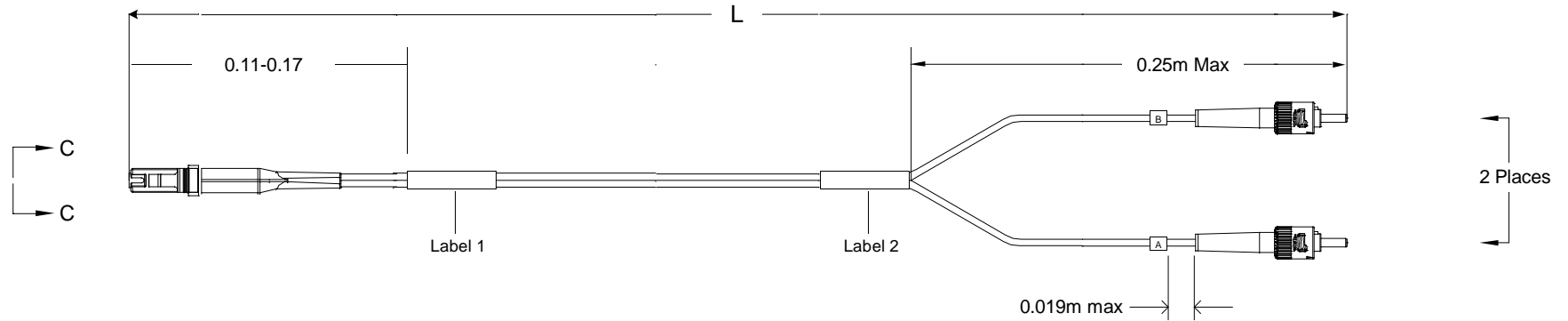


THIS DRAWING IS A CONTROLLED DOCUMENT

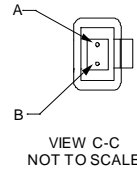
Restricted to: General Release

USED ON



Left Side

Connector(s): MT-RJ SECURE (No Pins)
 Mode: MM
 Housing Color: Green
 Geom. Spec: 115-1215



Fiber Path

Fiber A - ————— B
 Fiber B - ————— A

Right Side

Connector(s): ST
 Mode: MM
 Housing Color: N/A
 Geom. Spec: N/A

Notes:

- 1 IL tested at 1300nm.
- 2 Product and Processing must meet requirements of Tyco Electronics Standard 230-702
- 3 Label 2 will not be present on any cable assembly less than 5 meters long.
- 4 Includes dust caps (not shown on print).

THIS INFORMATION IS CONFIDENTIAL AND PROPRIETARY TO TYCO ELECTRONICS CORPORATION. IT IS NOT TO BE DISCLOSED TO ANY OTHER PERSONS WITHOUT WRITTEN AUTHORIZATION FROM TYCO ELECTRONICS CORPORATION, HARRISBURG, PENNSYLVANIA

LOC
 CE
 DIST
 16

B	Rev Per EC#	06-022379	9/27/2006	-	MK
P	LTR	REVISION RECORD	DATE	DIN	APVD

DIMENSIONS:	TOLERANCES UNLESS OTHERWISE SPECIFIED:
meters	0 PLC ± .
	1 PLC ± .
	2 PLC ± .
	3 PLC ± .
	4 PLC ± .
	5 PLC ± .

Customer Print

DIN	Cable Assy Configurator	MATERIAL	-	HEAT TREAT	-
CHK	Michael Kepko	Tyco Electronics, Inc. Harrisburg, PA 17105-3608			
APVD	Michael Kepko				
NAME	FO C/A - 2 fiber, 62.5/125, OFNR (Riser) jacket, MT-RJ SECURE (No Pins) to ST				
SCALE	NTS	SIZE	A2	DRAWING NO	C- 6278900
SHEET	1 of 3	REV	B		

Restricted to: General Release

USED ON

THIS DRAWING IS A CONTROLLED DOCUMENT.

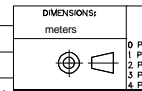
Part #	L (meters)	L (feet)	MT-RJ SECURE (No Pins), Green		ST	
			IL (dB)	RL (dB)	IL (dB)	RL (dB)
0-6278900-1	0.950 - 1.050	3.11 - 3.44	0.5	20	0.5	-
0-6278900-2	1.950 - 2.050	6.39 - 6.72	0.5	20	0.5	-
0-6278900-3	2.950 - 3.050	9.67 - 10.00	0.5	20	0.5	-
0-6278900-4	3.920 - 4.080	12.86 - 13.38	0.51	20	0.51	-
0-6278900-5	4.920 - 5.080	16.14 - 16.66	0.51	20	0.51	-
0-6278900-6	5.920 - 6.080	19.42 - 19.94	0.51	20	0.51	-
0-6278900-7	6.920 - 7.080	22.70 - 23.22	0.51	20	0.51	-
0-6278900-8	7.920 - 8.080	25.98 - 26.50	0.51	20	0.51	-
0-6278900-9	8.850 - 9.150	29.03 - 30.01	0.51	20	0.51	-
1-6278900-0	9.850 - 10.150	32.31 - 33.30	0.52	20	0.52	-
1-6278900-1	10.850 - 11.150	35.59 - 36.58	0.52	20	0.52	-
1-6278900-2	11.850 - 12.150	38.87 - 39.86	0.52	20	0.52	-
1-6278900-3	12.850 - 13.150	42.15 - 43.14	0.52	20	0.52	-
1-6278900-4	13.850 - 14.150	45.43 - 46.42	0.52	20	0.52	-
1-6278900-5	14.850 - 15.150	48.72 - 49.70	0.52	20	0.52	-
1-6278900-6	15.840 - 16.160	51.96 - 53.01	0.52	20	0.52	-
1-6278900-7	16.830 - 17.170	55.21 - 56.33	0.53	20	0.53	-
1-6278900-8	17.820 - 18.180	58.46 - 59.64	0.53	20	0.53	-
1-6278900-9	18.810 - 19.190	61.71 - 62.95	0.53	20	0.53	-
2-6278900-0	19.800 - 20.200	64.96 - 66.27	0.53	20	0.53	-
2-6278900-1	20.790 - 21.210	68.20 - 69.58	0.53	20	0.53	-
2-6278900-2	21.780 - 22.220	71.45 - 72.90	0.53	20	0.53	-
2-6278900-3	22.770 - 23.230	74.70 - 76.21	0.53	20	0.53	-
2-6278900-4	23.760 - 24.240	77.95 - 79.52	0.54	20	0.54	-
2-6278900-5	24.750 - 25.250	81.20 - 82.84	0.54	20	0.54	-
2-6278900-6	25.740 - 26.260	84.44 - 86.15	0.54	20	0.54	-
2-6278900-7	26.730 - 27.270	87.69 - 89.46	0.54	20	0.54	-
2-6278900-8	27.720 - 28.280	90.94 - 92.78	0.54	20	0.54	-
2-6278900-9	28.710 - 29.290	94.19 - 96.09	0.54	20	0.54	-
3-6278900-0	29.700 - 30.300	97.44 - 99.40	0.55	20	0.55	-
3-6278900-1	30.690 - 31.310	100.68 - 102.72	0.55	20	0.55	-
3-6278900-2	31.680 - 32.320	103.93 - 106.03	0.55	20	0.55	-
3-6278900-3	32.670 - 33.330	107.18 - 109.35	0.55	20	0.55	-
3-6278900-4	33.660 - 34.340	110.43 - 112.66	0.55	20	0.55	-
3-6278900-5	34.650 - 35.350	113.68 - 115.97	0.55	20	0.55	-
3-6278900-6	35.640 - 36.360	116.92 - 119.29	0.55	20	0.55	-
3-6278900-7	36.630 - 37.370	120.17 - 122.60	0.56	20	0.56	-
3-6278900-8	37.620 - 38.380	123.42 - 125.91	0.56	20	0.56	-
3-6278900-9	38.610 - 39.390	126.67 - 129.23	0.56	20	0.56	-
4-6278900-0	39.600 - 40.400	129.92 - 132.54	0.56	20	0.56	-
5-6278900-0	49.500 - 50.500	162.40 - 165.68	0.58	20	0.58	-
9-6278900-1	0.274 - 0.334	0.89 - 1.09	0.5	20	0.5	-

Qty	U of M	Description	Item No.
1	piece	DUST COVER, MT-RJ	1
1	piece	SPRING, MT-RJ, 3.8 DESIGN	2
1	piece	PIN KEEPER, 3.8MM	3
1	piece	MT-RJ, SPRING PUSH, UNIVERSAL	4
1	piece	CRIMP EYELET, MT-RJ	5
1	piece	MT-RJ Keyed Connector Housing - Green	6
0.0139	sheet	Leg Label - "A"	7
0.0139	sheet	Leg Label - "B"	8
1	piece	MT-RJ FERRULE, THERMOPLAST,MM	9
2	piece	Crimp Eyelet	10
2	piece	ST Short Boot - 1.6 to 2.0mm, Beige	11
2	piece	ST Connector, Ceramic, Metal Nut	12
2	piece	2.5mm ferrule cover	13
2	piece	PVC Build-up tubing	14
AR	meter	2 fiber, 62.5/125, 1.8 mm, Twinzip, Orange, OFNR (Riser)	15
1	piece	MT-RJ TwinZip Bend Limiting Boot, Beige	16
2	piece	Trace Label	17

THIS INFORMATION IS CONFIDENTIAL AND PROPRIETARY TO TYCO ELECTRONICS CORPORATION. IT IS NOT TO BE DISCLOSED TO ANY OTHER PERSONS OR ORGANIZATIONS WITHOUT WRITTEN AUTHORIZATION FROM TYCO ELECTRONICS CORPORATION, HARRISBURG, PENNSYLVANIA.

LOC
CE
DIST
16

B	Rev Per EC#	06-022379	9/27/2006	-	MK		
P	LTR	REVISION RECORD	DATE	DN	APVD		



DIENSIONS:
meters

TOLERANCES UNLESS OTHERWISE SPECIFIED:
 9 P.L.C ± -
 1 P.L.C ± -
 2 P.L.C ± -
 3 P.L.C ± -
 4 P.L.C ± -

Customer Print

DN	Cable Assy Configurator	MATERIAL	HEAT TREAT
OK	Michael Kepko		
APVD	Michael Kepko		
NAME	FO C/A - 2 fiber, 62.5/125, OFNR (Riser) jacket, MT-RJ SECURE (No Pins) to ST		
SCALE	NTS	SIZE	A2
DRAWING NO	C- 6278900		SHEET
			2 of 3
REV			B

D

C

B

A

USED ON

Restricted to: General Release

Part #	L (meters)	L (feet)	MT-RJ SECURE (No Pins), Green		ST	
			IL (dB)	RL (dB)	IL (dB)	RL (dB)
9-6278900-2	120.780 - 123.220	396.25 - 404.26	0.68	20	0.68	-
9-6278900-3	91.080 - 92.920	298.81 - 304.85	0.64	20	0.64	-

THIS DRAWING IS A CONTROLLED DOCUMENT.

Label 1

Per specification 107-1645-1



Trace # - Bar Code
 Trace # - Human Readable
 Part Number
 Country of Origin

This label is used on all lengths on this drawing.

Label 2

Per specification 107-1645-1



Trace # - Bar Code
 Trace # - Human Readable
 Part Number
 Country of Origin

This label is used on all lengths on this drawing.

THIS INFORMATION IS CONFIDENTIAL AND PROPRIETARY TO TYCO ELECTRONICS CORPORATION. IT IS THE PROPERTY OF TYCO ELECTRONICS CORPORATION AND IS NOT TO BE DISCLOSED TO ANY OTHER PERSONS OR ORGANIZATIONS WITHOUT WRITTEN AUTHORIZATION FROM TYCO ELECTRONICS CORPORATION, HARRISBURG, PENNSYLVANIA.

LOC
 CE
 DIST
 16

B	Rev Per EC#	06-022379	9/27/2006	-	MK	
P	LTR	REVISION RECORD	DATE	DIN	APVD	

DIMENSIONS:	TOLERANCES UNLESS OTHERWISE SPECIFIED:
meters	
⊕	0 PLC ± .
	1 PLC ± .
	2 PLC ± .
	3 PLC ± .
	4 PLC ± .

Customer Print

DIN	Cable Assy Configurator	MATERIAL	-	HEAT TREAT	-
CHK	Michael Kepko				
APVD	Michael Kepko				
NAME	FO C/A - 2 fiber, 62.5/125, OFNR (Riser) jacket, MT-RJ SECURE (No Pins) to ST				
SCALE	NTS	SIZE	A2	DRAWING NO	C- 6278900
SHEET	3 of 3	REV	B		

8

7

6

5

4

3

2

1

D

C

B

A