

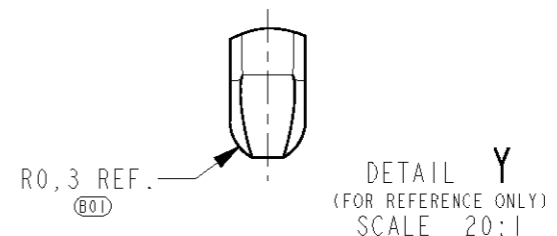
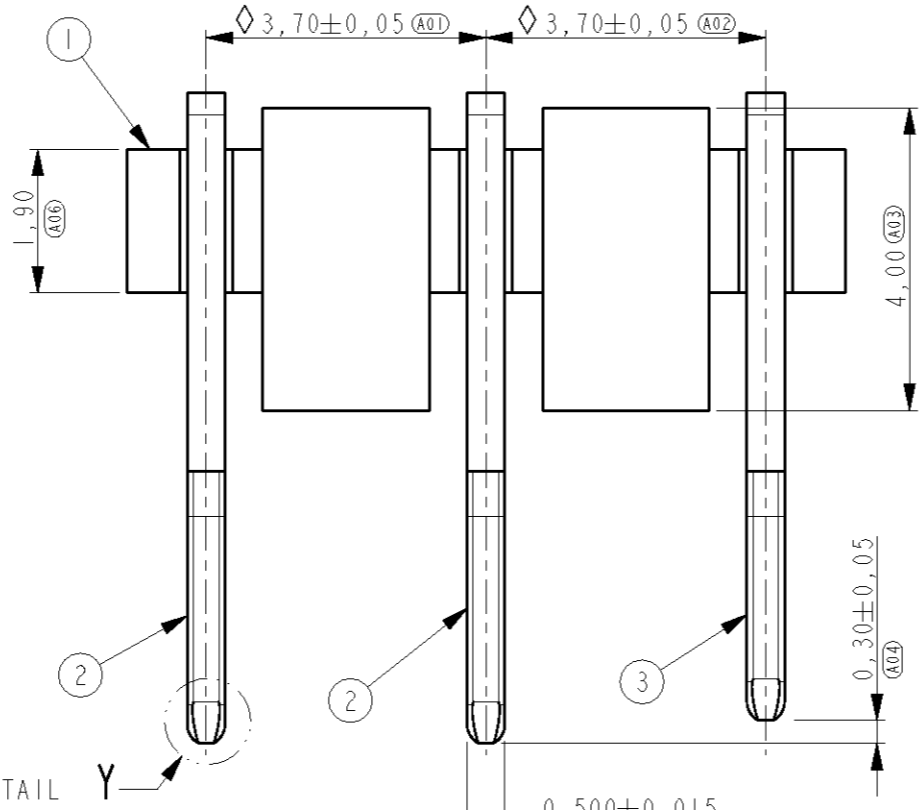
THIS DRAWING IS UNPUBLISHED. RELEASED FOR PUBLICATION

© COPYRIGHT - BY TYCO ELECTRONICS CORPORATION. ALL RIGHTS RESERVED.

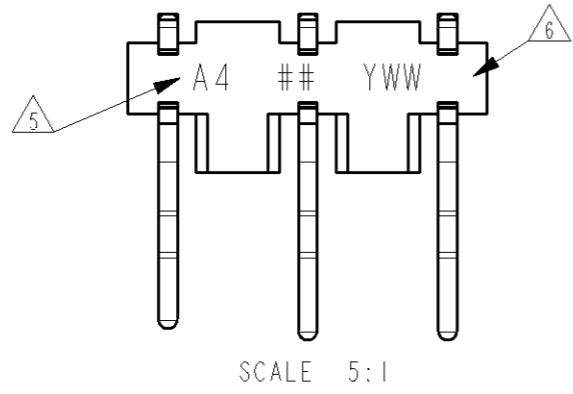
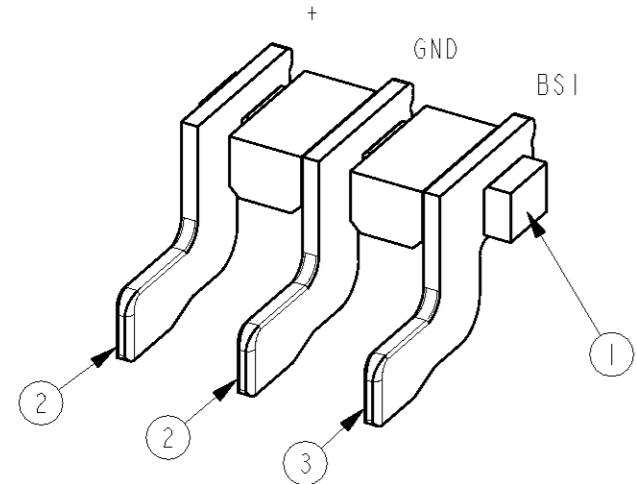
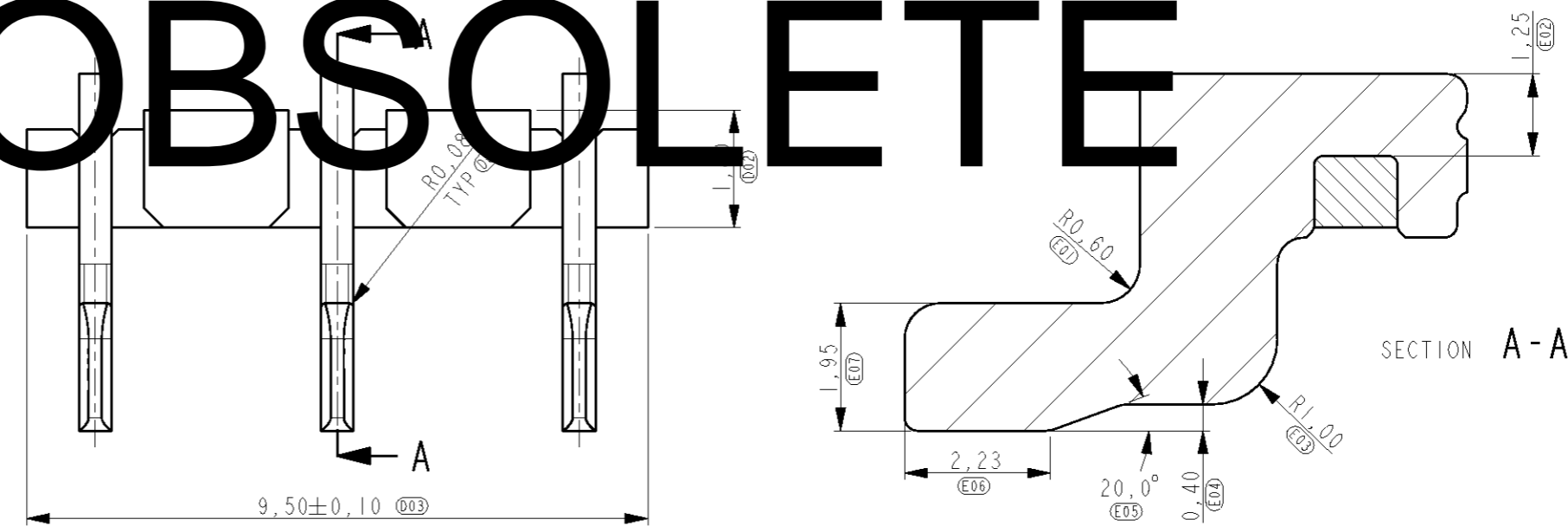
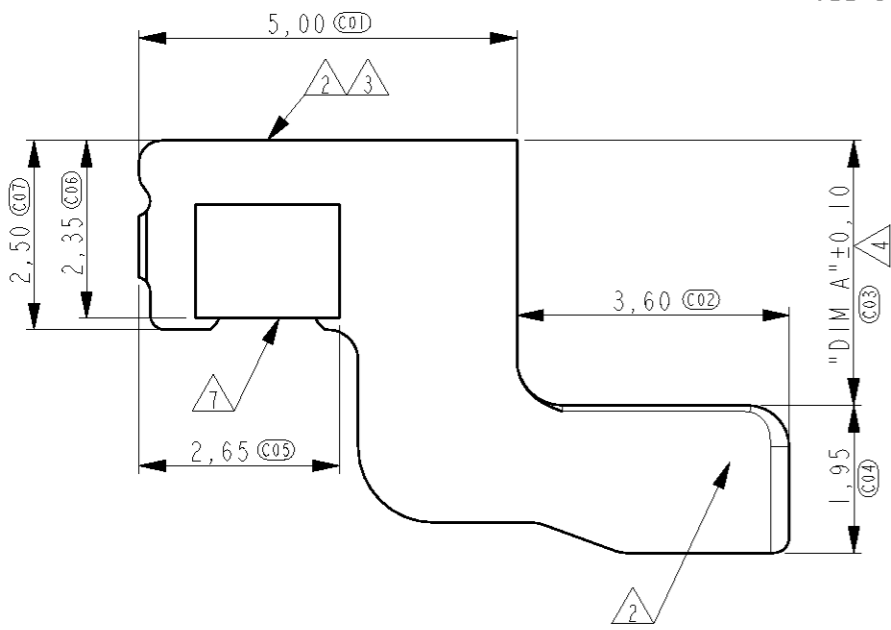
LOC	DIST	REVISIONS				
P	LTR	DESCRIPTION	DATE	DWN	APVD	
H	-	A	ECR-10-018708	14AUG2008	PW	DH
		A1	OBSOLETE	29AUG2018	K.G	W.H

NOTES:

- 1 DRAWING REPRESENTS PART VERSION "A4".
- 2 PLATING:  
1,2µm MIN. NICKEL ALL OVER  
0,8µm MIN. GOLD ON CONTACT AREA  
0,1 - 0,3µm GOLD ON SOLDER AREA
- 3 COPLANARITY OF SOLDER SURFACES  
0,10 MAX AFTER REFLOW.
- 4 DIMENSION DEPENDS ON DISTANCE BETWEEN  
PWB AND BATTERY, SEE TABLE ON SHEET 3.
- 5 MARKING: VERSION (A4), PROCESS ID (##),  
PRODUCTION DATE (YWW, YEAR AND WEEK).
- 6 MARKING: CAVITY ID.
- 7 PICK&PLACE AREA.



# OBSOLETE



ITEM NO.	DESCRIPTION	MATERIAL	FINISH
3	CONTACT, FIRST BREAK	COPPER ALLOY	GOLD PLATED
2	CONTACT, LAST BREAK	COPPER ALLOY	GOLD PLATED
1	HOUSING	LCP, GF	-

THIS DRAWING IS A CONTROLLED DOCUMENT FOR TYCO ELECTRONICS CORPORATION  
IT IS SUBJECT TO CHANGE AND THE CONTROLLING ENGINEERING ORGANIZATION  
SHOULD BE CONTACTED FOR THE LATEST REVISION.

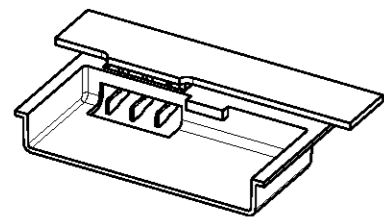
DIMENSIONS:	TOLERANCES UNLESS OTHERWISE SPECIFIED:
mm	0 PLC ±
	1 PLC ±0,2
	2 PLC ±0,1
	3 PLC ±
	4 PLC ±
	ANGLES ±
MATERIAL	FINISH

DWN P.Willems 16-MAY-07	 TYCO ELECTRONICS NEDERLAND B.V. 's-HERTOGENBOSCH, THE NETHERLANDS
CHK H.d.Otter 16-MAY-07	
APVD D.Halberstadt 16-MAY-07	
PRODUCT SPEC 108-19276	
APPLICATION SPEC 114-19088	NAME PLUG CONNECTOR ATB-TYPE, 3 POSITION BATTERY BLOCK
WEIGHT -	SIZE A3
CUSTOMER DRAWING	CAGE CODE 00779
	DRAWING NO C=1982575
	RESTRICTED TO -
	SCALE 10:1
	SHEET 1
	OF 5
	REV A1

THIS DRAWING IS UNPUBLISHED. RELEASED FOR PUBLICATION

© COPYRIGHT - BY TYCO ELECTRONICS CORPORATION. ALL RIGHTS RESERVED.

LOC	DIST	REVISIONS			
P	LTR	DESCRIPTION	DATE	DWN	APVD
H	-	SEE SHEET 1	-	-	-



BATTERY CAVITY @ REFERENCE PLANE

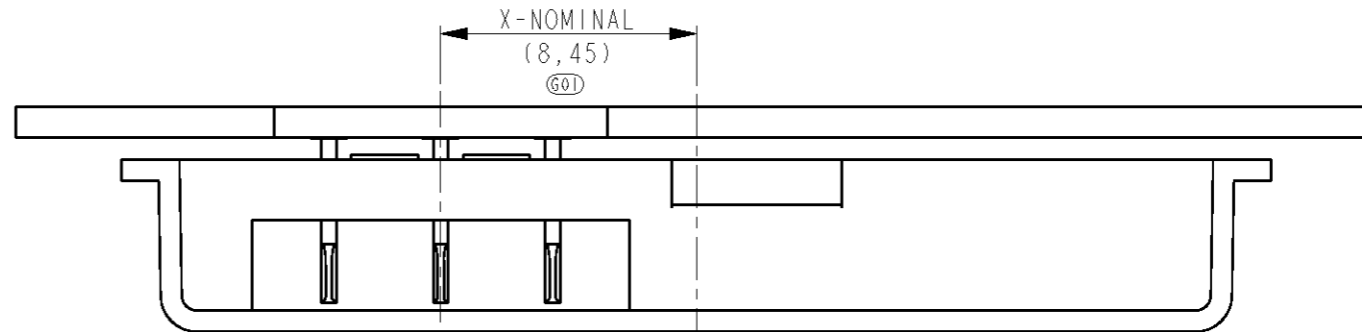
F01 2,55  
Y-NOMINAL

Z-NOMINAL (5,70 SHOWN)  
F02

2,90 REF F03  
REFERENCE PLANE (SEE INTERFACE DEFINITION)

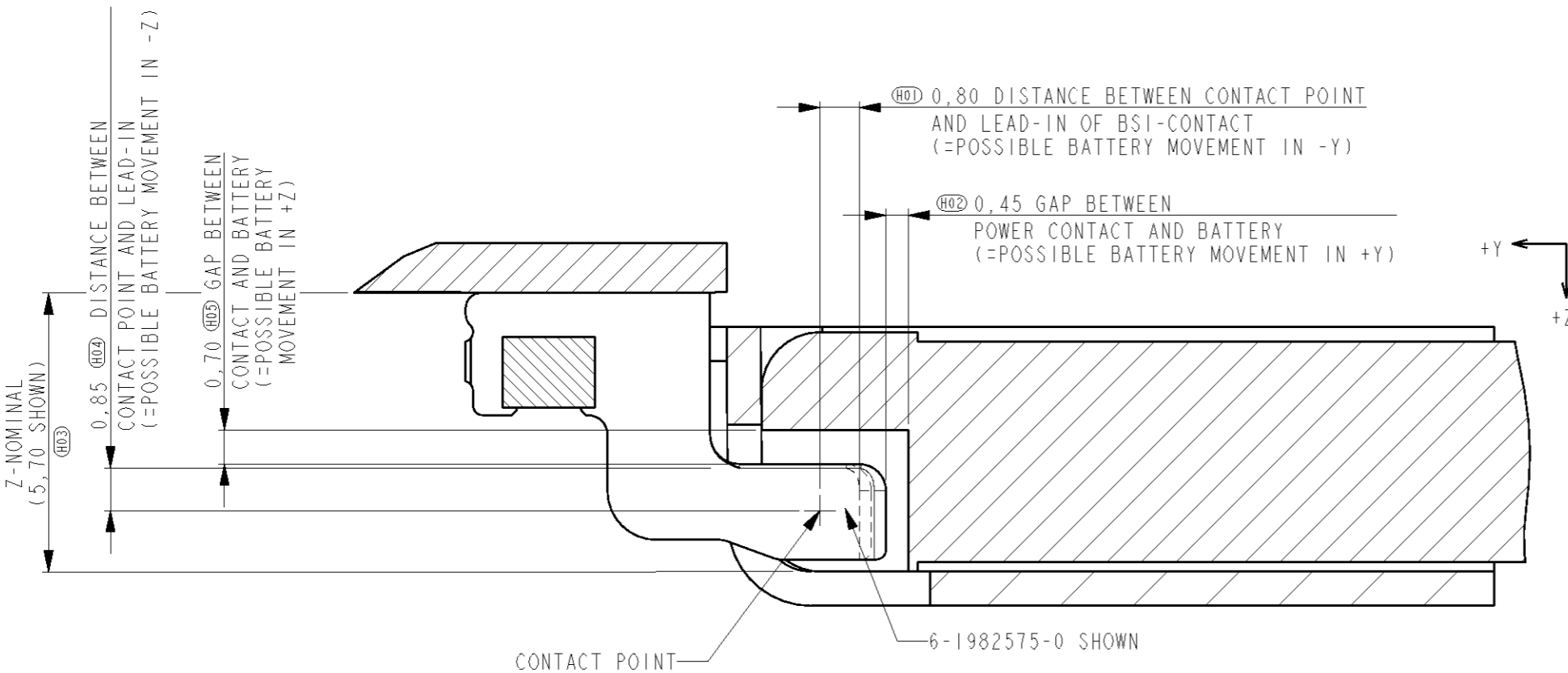
6-1982575-0 SHOWN

### CONNECTOR POSITIONING



X-NOMINAL (8,45)  
G01

SITUATION SKETCH OF THE PLUG APPLIED IN A BL-4B PHONE CASE.



**WORKING RANGE:**  
(PERMITTED BATTERY MOVEMENT)

IN X-DIRECTION ±0,50 SYMMETRICAL

IN Y-DIRECTION 1,25 TOTAL  
IN -Y-DIRECTION 0,80  
(BATTERY LENGTH TOLERANCE, PHONE CASE TOLERANCE, ASSEMBLY TOLERANCE, PHONE FLEXIBILITY)  
IN +Y-DIRECTION 0,45  
(ASSEMBLY TOLERANCE, PHONE FLEXIBILITY)

IN Z-DIRECTION 1,55 TOTAL  
IN -Z-DIRECTION 0,85  
(BATTERY FRONT TOLERANCE, PHONE CASE TOLERANCE, PHONE FLEXIBILITY)  
IN +Z-DIRECTION 0,70  
(PHONE CASE TOLERANCE, PHONE FLEXIBILITY)

THESE VALUES APPLY IF Z-NOMINAL IS IN THE CENTER OF THE RANGE SPECIFIED FOR THE PLUG (AS SHOWN HERE).

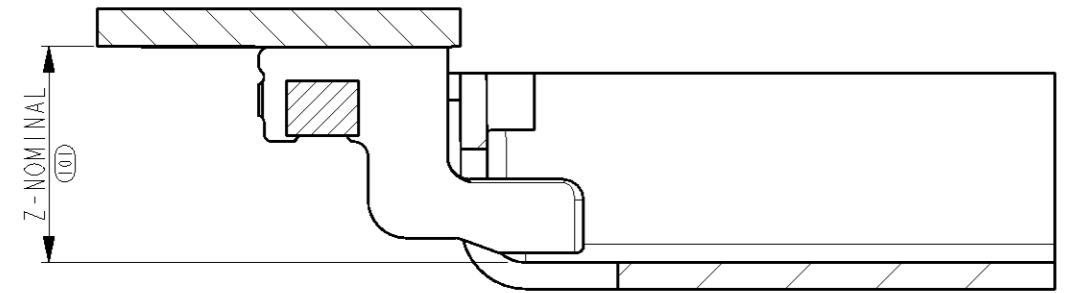
### WORKING RANGE

SCALE 8:1

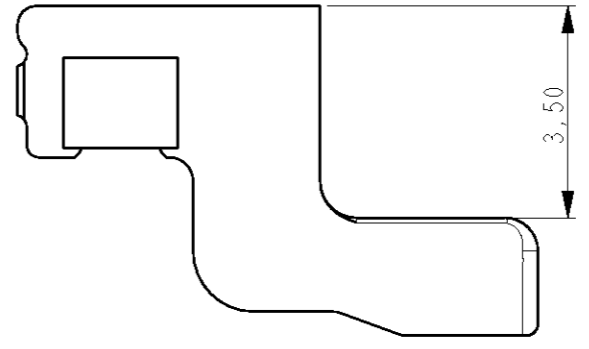
<small>THIS DRAWING IS A CONTROLLED DOCUMENT FOR TYCO ELECTRONICS CORPORATION IT IS SUBJECT TO CHANGE AND THE CONTROLLING ENGINEERING ORGANIZATION SHOULD BE CONTACTED FOR THE LATEST REVISION.</small>		DWN P.Willems 16-MAY-07 CHK H.d.Otter 16-MAY-07 APVD D.Halberstadt 16-MAY-07		<b>Tyco Electronics</b> TYCO ELECTRONICS NEDERLAND B.V. 's-HERTOGENBOSCH, THE NETHERLANDS	
DIMENSIONS: mm 		TOLERANCES UNLESS OTHERWISE SPECIFIED: 0 PLC ±- 1 PLC ±0,2 2 PLC ±0,1 3 PLC ±- 4 PLC ±- ANGLES ±-		NAME <b>PLUG CONNECTOR ATB-TYPE, 3 POSITION BATTERY BLOCK</b>	
MATERIAL -		FINISH -		PRODUCT SPEC 108-19276 APPLICATION SPEC 114-19088 WEIGHT -	
CUSTOMER DRAWING				SIZE A3 CAGE CODE 00779 DRAWING NO. 1982575	RESTRICTED TO -
				SCALE 10:1	SHEET 2 OF 5 REV A

THIS DRAWING IS UNPUBLISHED. RELEASED FOR PUBLICATION -  
 © COPYRIGHT - BY TYCO ELECTRONICS CORPORATION. ALL RIGHTS RESERVED.

LOC	DIST	REVISIONS					
H	-	P	LTR	DESCRIPTION	DATE	DWN	APVD
			-	SEE SHEET 1	-	-	-



NMP CODE	PART NUMBER	Z-NOMINAL RANGE	DIMENSION "A"	MASS [mg]
---	3-1982575-0	<3,0 (2,50 - 2,90)	0,50	
---	3-1982575-5	<3,5 (3,00 - 3,40)	1,00	
---	4-1982575-0	<4,0 (3,50 - 3,90)	1,50	
---	4-1982575-5	<4,5 (4,00 - 4,40)	2,00	
---	5-1982575-0	<5,0 (4,50 - 4,90)	2,50	
---	5-1982575-5	<5,5 (5,00 - 5,40)	3,00	
5469228	6-1982575-0	<6,0 (5,50 - 5,90)	3,50	372



6-1982575-0

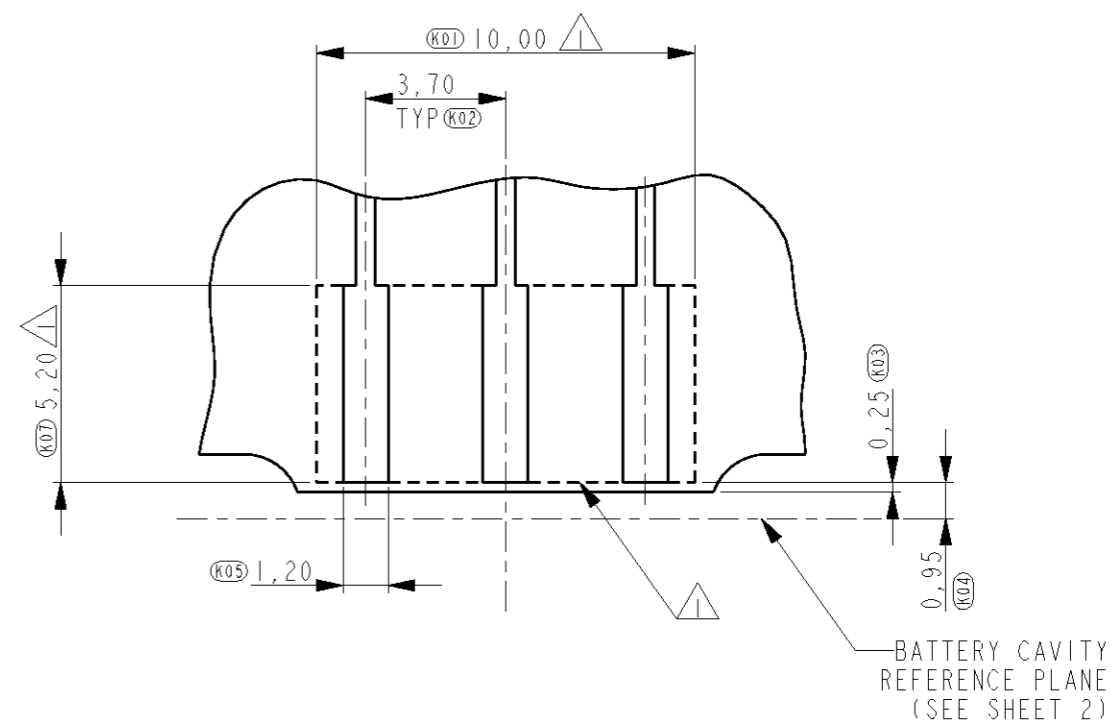
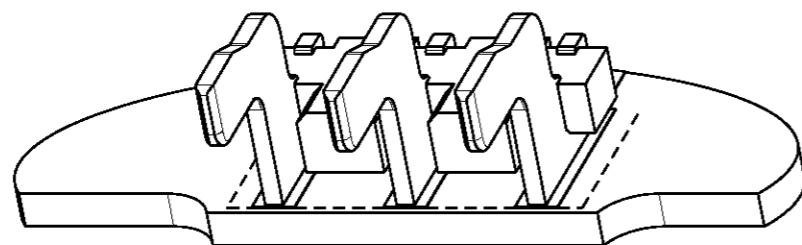
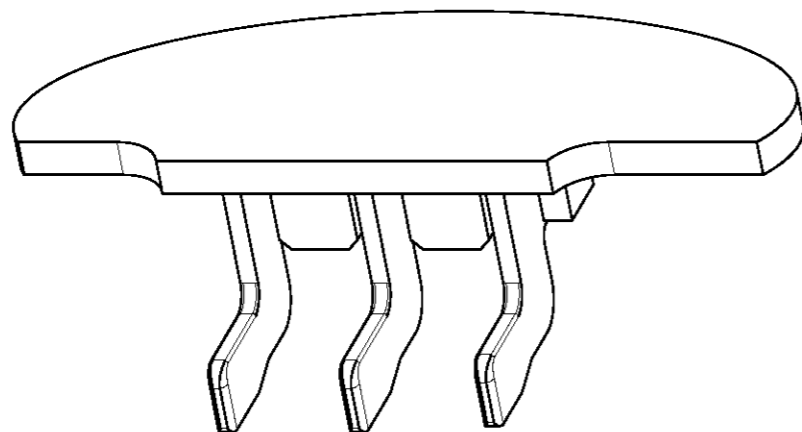
PRODUCT SELECTION

<small>THIS DRAWING IS A CONTROLLED DOCUMENT FOR TYCO ELECTRONICS CORPORATION. IT IS SUBJECT TO CHANGE AND THE CONTROLLING ENGINEERING ORGANIZATION SHOULD BE CONTACTED FOR THE LATEST REVISION.</small>		DWN P.Willems 16-MAY-07 CHK H.d.Otter 16-MAY-07 APVD D.Halberstadt 16-MAY-07	<b>Tyco Electronics</b> TYCO ELECTRONICS NEDERLAND B.V. 's-HERTOGENBOSCH, THE NETHERLANDS
DIMENSIONS: mm 	TOLERANCES UNLESS OTHERWISE SPECIFIED: 0 PLC ±- 1 PLC ±0,2 2 PLC ±0,1 3 PLC ±- 4 PLC ±- ANGLES ±-	PRODUCT SPEC 108-19276 APPLICATION SPEC 114-19088 WEIGHT -	NAME PLUG CONNECTOR ATB-TYPE, 3 POSITION BATTERY BLOCK
MATERIAL -	FINISH -	CUSTOMER DRAWING	SIZE A3 CAGE CODE 00779 DRAWING NO. 1982575 RESTRICTED TO - SCALE 10:1 SHEET 3 OF 5 REV A

THIS DRAWING IS UNPUBLISHED. RELEASED FOR PUBLICATION

© COPYRIGHT - BY TYCO ELECTRONICS CORPORATION. ALL RIGHTS RESERVED.

LOC	DIST	REVISIONS			
P	LTR	DESCRIPTION	DATE	DWN	APVD
H	-	SEE SHEET 1	-	-	-



NOTES:  
 ▲ AREA FREE OF SOLDER SCREEN.

<small>THIS DRAWING IS A CONTROLLED DOCUMENT FOR TYCO ELECTRONICS CORPORATION          IT IS SUBJECT TO CHANGE AND THE CONTROLLING ENGINEERING ORGANIZATION          SHOULD BE CONTACTED FOR THE LATEST REVISION.</small>		DWN P. Willems 16-MAY-07 CHK H. d. Otter 16-MAY-07 APVD D. Halberstadt 16-MAY-07		<b>Tyco Electronics</b> TYCO ELECTRONICS NEDERLAND B.V. 's-HERTOGENBOSCH, THE NETHERLANDS	
DIMENSIONS: mm		TOLERANCES UNLESS OTHERWISE SPECIFIED: 0 PLC ±- 1 PLC ±0,2 2 PLC ±0,1 3 PLC ±- 4 PLC ±- ANGLES ±-		NAME PLUG CONNECTOR ATB-TYPE, 3 POSITION BATTERY BLOCK	
MATERIAL -		FINISH -		PRODUCT SPEC 108-19276 APPLICATION SPEC 114-19088 WEIGHT -	
CUSTOMER DRAWING				SIZE A3 CAGE CODE 00779 DRAWING NO. ©=1982575	RESTRICTED TO -
SCALE 10:1				SHEET 4 OF 5	REV A

4

3

2

1

THIS DRAWING IS UNPUBLISHED. RELEASED FOR PUBLICATION

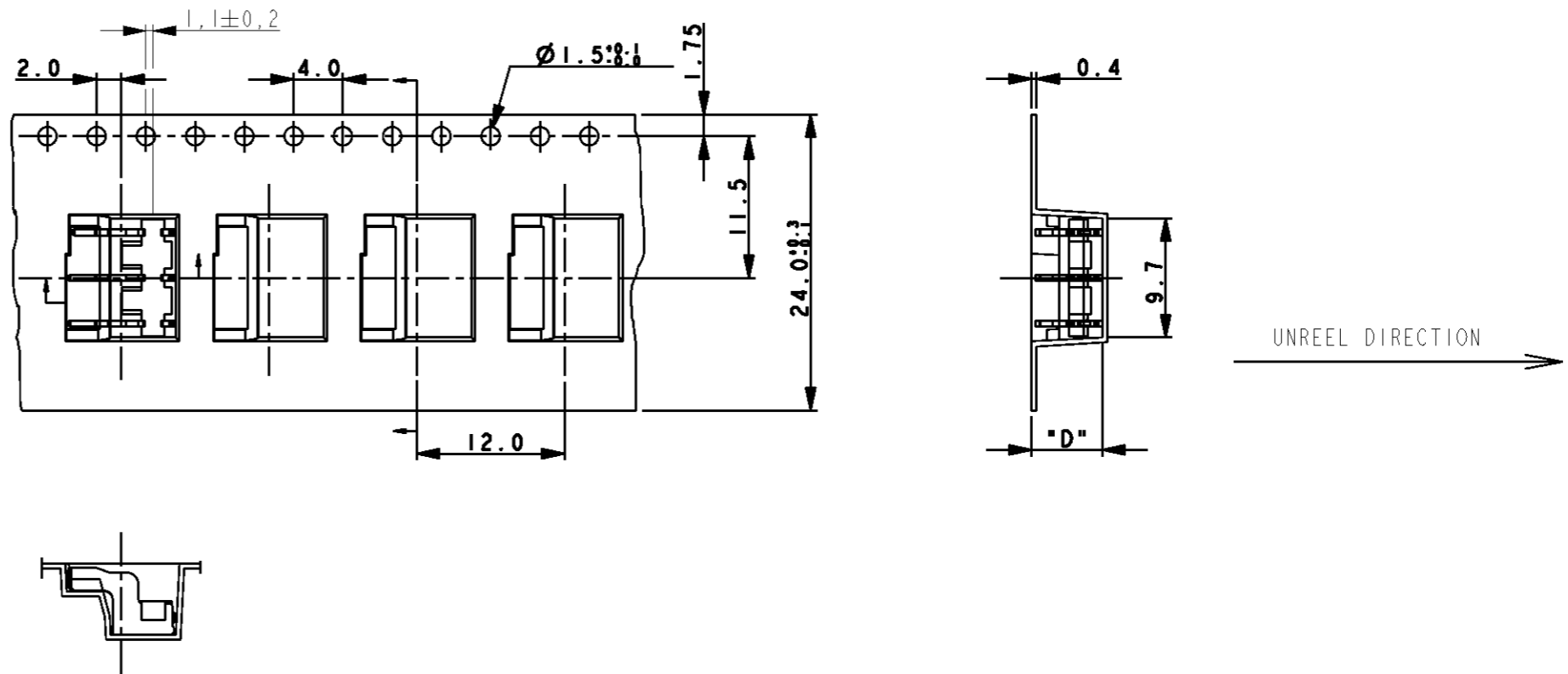
© COPYRIGHT - BY TYCO ELECTRONICS CORPORATION. ALL RIGHTS RESERVED.

LOC	DIST	REVISIONS					
H	-	P	LTR	DESCRIPTION	DATE	DWN	APVD
			-	SEE SHEET 1	-	-	-

PART NUMBER	QUANTITY PER REEL	DIMENSION "D"
6-1982575-0	800	5,75

NOTES:

1 REEL DIMENSION: 330x101x24,4.



<small>THIS DRAWING IS A CONTROLLED DOCUMENT FOR TYCO ELECTRONICS CORPORATION IT IS SUBJECT TO CHANGE AND THE CONTROLLING ENGINEERING ORGANIZATION SHOULD BE CONTACTED FOR THE LATEST REVISION.</small>		DWN P. Willems 16-MAY-07 CHK H. d. Otter 16-MAY-07 APVD D. Halberstadt 16-MAY-07		<b>Tyco Electronics</b> TYCO ELECTRONICS NEDERLAND B.V. 's-HERTOGENBOSCH, THE NETHERLANDS	
DIMENSIONS: mm		TOLERANCES UNLESS OTHERWISE SPECIFIED: 0 PLC ±- 1 PLC ±0,2 2 PLC ±0,1 3 PLC ±- 4 PLC ±- ANGLES ±-		NAME <b>PLUG CONNECTOR ATB-TYPE, 3 POSITION BATTERY BLOCK</b>	
MATERIAL -		FINISH -		PRODUCT SPEC 108-19276 APPLICATION SPEC 114-19088 WEIGHT -	
CUSTOMER DRAWING				SIZE A3 CAGE CODE 00779 DRAWING NO. 6-1982575	RESTRICTED TO -
				SCALE 10:1	SHEET 5 OF 5 REV A