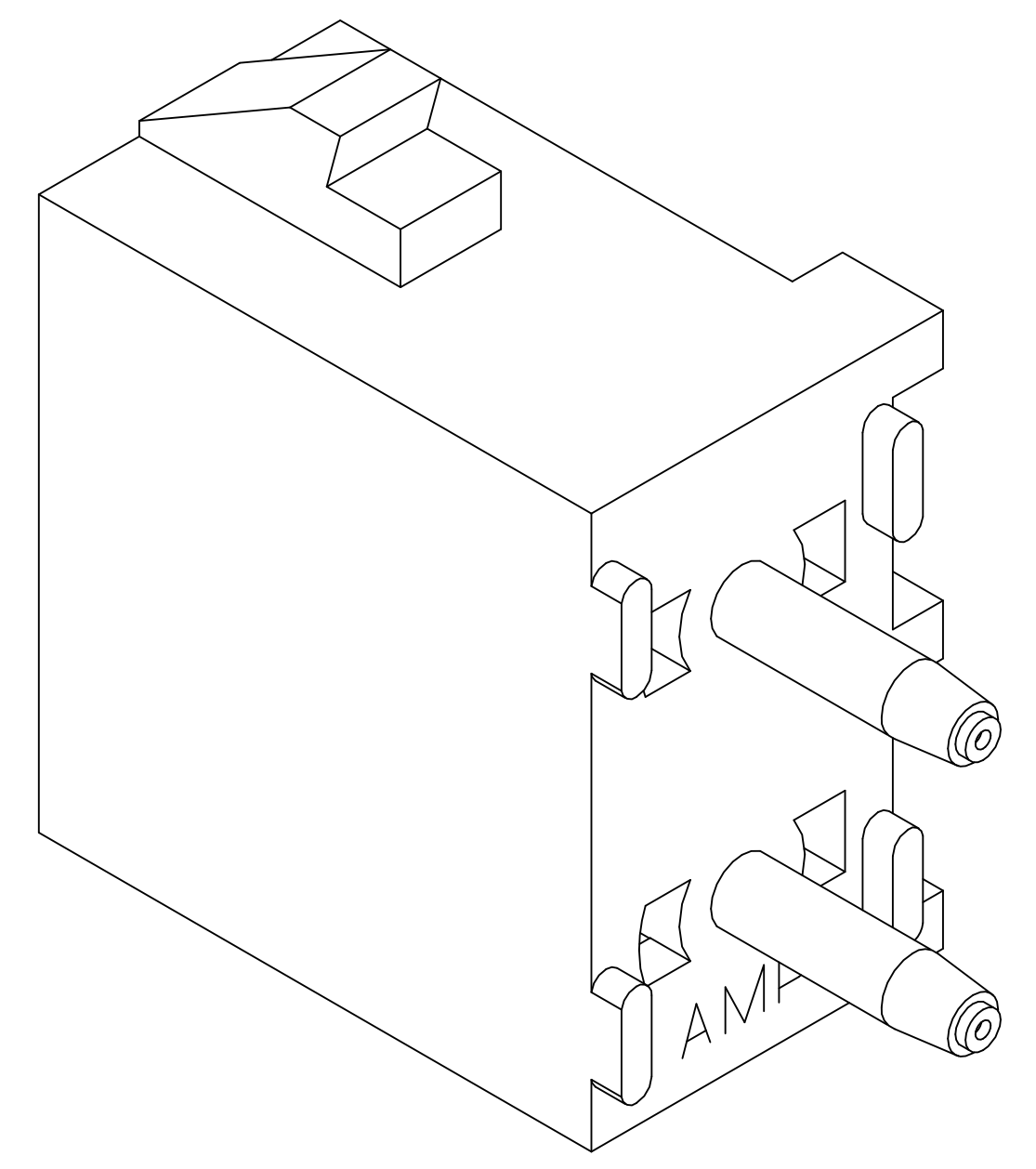
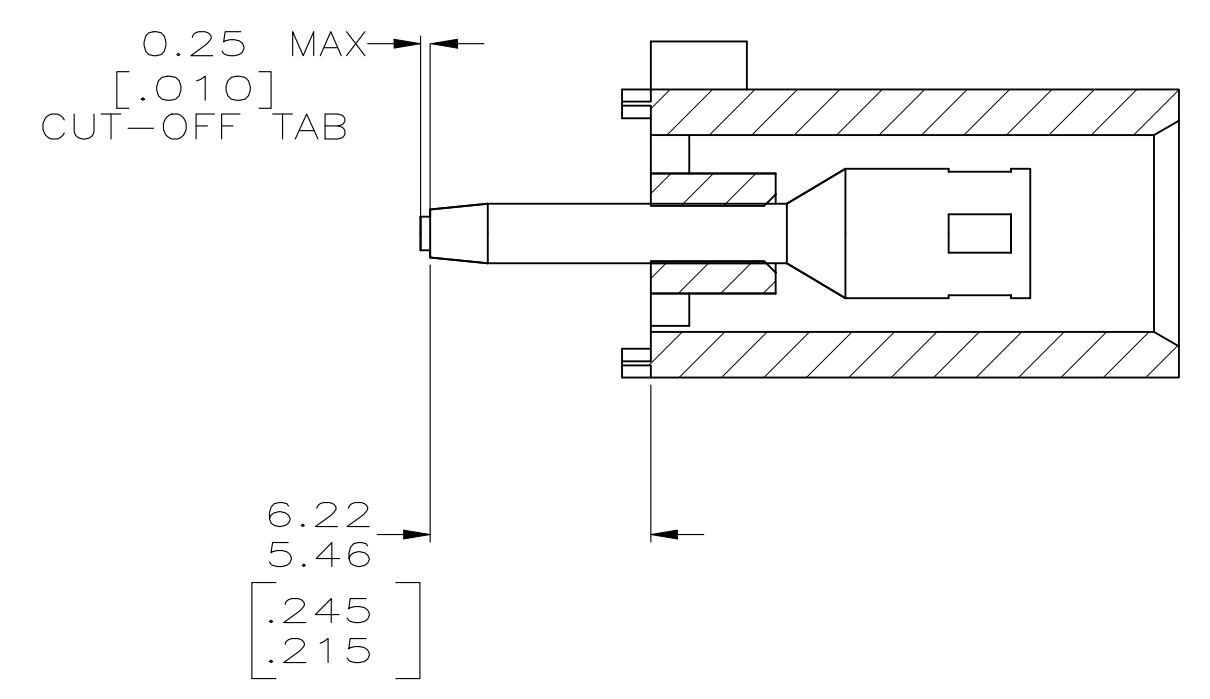
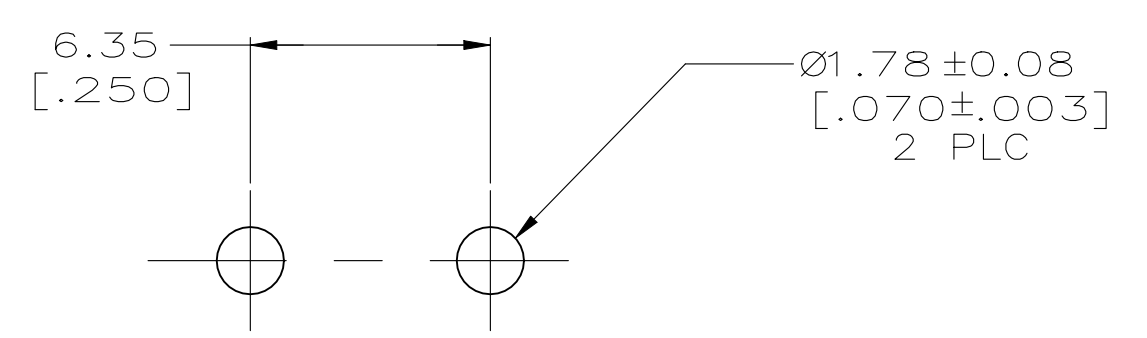


- 1 PARTS COMPLY TO AMP SOLDERABILITY SPECIFICATION 109-11-3.
- 2 CIRCUIT IDENTIFICATION CHARACTERS ARE ADJACENT TO THE INDICATED CAVITIES, BUT LOCATION AND ORIENTATION MAY DIFFER FROM PRINT.
- 3 DIMENSIONS IN BRACKETS ARE IN INCHES.
- 4 DIMENSION SHOWN REPRESENT PRODUCT IN DRY CONDITION. ADDITIONAL 2% GROWTH DUE TO END USE LOCATION MOISTURE ABSORPTION MAY OCCUR AND SHOULD BE ACCOUNTED FOR.

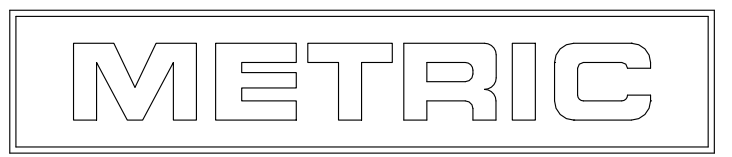


3-DIMENSIONAL MODEL NTS



RECOMMENDED MOUNTING HOLE PATTERN FOR 3.18 [.125] THICK P.C. BOARD

PHOSPHOR BRONZE, SEL.GOLD	NYLON,UL94V-0,WHITE	350831-2
PHOSPHOR BRONZE, PRE-TIN	NYLON,UL94V-0,WHITE	350831-1
PIN CONTACT MATERIAL AND FINISH	HOUSING MATERIAL	PART NO



THIS DRAWING IS A CONTROLLED DOCUMENT.		DIN 8-19-98	Tyco Electronics Corporation	
DIMENSIONS: mm [INCHES]		8-19-98	Harrisburg, PA 17105-3608	
TOLERANCES UNLESS OTHERWISE SPECIFIED:		8-19-98	Tyco Electronics	
0 PLC ± -	1 PLC ± -	2 PLC ± 0.13 [.005]	NAME: M. TRULL	
3 PLC ± -	4 PLC ± -	ANGLES ± 0° 30'	PRODUCT SPEC: SOCKET HEADER ASSEMBLY, 2 CIRCUIT UNIVERSAL MATE-N-LOK	
MATERIAL: SEE TABLE	FINISH: SEE TABLE	WEIGHT: -	SIZE: A1	CAGE CODE: 00779
CUSTOMER DRAWING		SCALE: 5:1	SHEET: 1 of 1	REV: N2