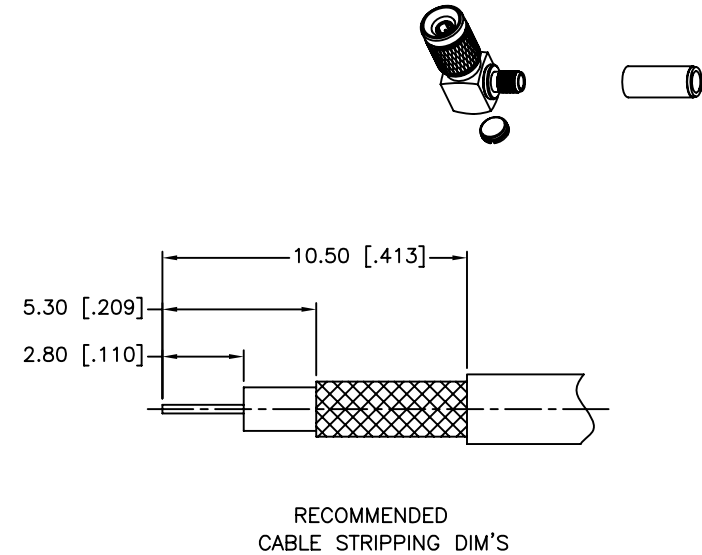
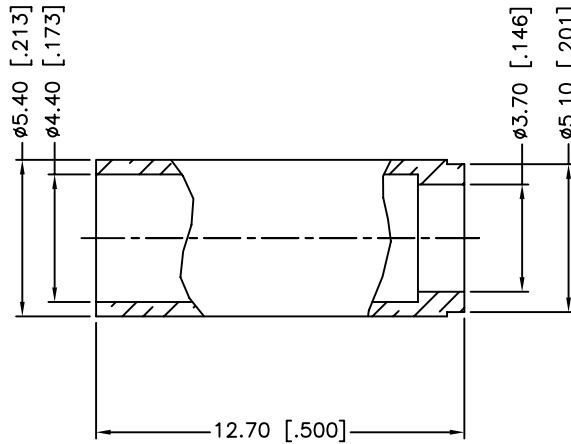
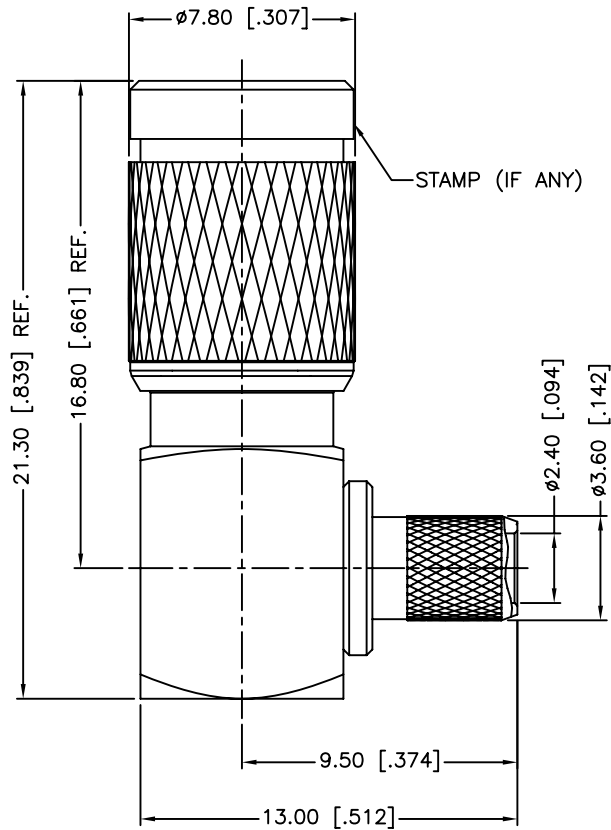


REV.	DATE	ECR NO.	DESCRIPTION
NC	01/02/07	XXXXXX	INITIAL RELEASE
A1	10/16/07	XXXXXX	REVISE BODY DIA. (7.8MM) AND FERRULE I.D. (4.4MM)
			REVISE CABLE STRIPPING LENGTH (13.6MM)
B	06/08/12	2329	UPDATE DRAWING FORMAT



1. IMPEDANCE: 75 OHM
2. FREQUENCY RANGE: DC - 2 GHz
3. DIELECTRIC WITHSTANDING VOLTAGE: 750 VRMS
4. DURABILITY: 500 CYCLES MIN.
5. TEMPERATURE RANGE: -40°C TO +75°C
6. CRIMPED FERRULE  
HEX CRIMP SIZE .178"
7. CONTACT PIN TO SOLDER

DESCRIPTION	MATERIAL	FINISH	QTY
8 COVER	BRASS	NICKEL	1
7 FERRULE	BRASS	NICKEL	1
6 SHELL	BRASS	NICKEL	1
5 SPRING	SUS 301H	PASSIVATED	1
4 OUT CONTACT	BER. COPPER	GOLD	1
3 CONTACT PIN	BRASS	GOLD	1
2 INSULATOR	PTFE	NATURAL	1
1 HOUSING WITH BARREL	BRASS	NICKEL	1

UNLESS OTHERWISE SPECIFIED DIMENSIONS ARE IN MILLIMETERS. DIMENSIONS IN [ ] ARE IN INCHES AND FOR CUSTOMER REFERENCE ONLY.

UNLESS OTHERWISE SPECIFIED TOLERANCES FOR MILLIMETERS ARE:  
0.5 - 8mm ± 0.20mm  
8 - 30mm ± 0.40mm  
30 - 120mm ± 0.50mm

UNLESS OTHERWISE SPECIFIED TOLERANCES FOR INCHES ARE:  
.020 - .315 = ± 0.007"  
.315 - 1.180 = ± 0.015"  
1.180 - 4.724 = ± 0.020"

DO NOT SCALE DRAWING

APPROVALS	DATE
DRAWN M.ZHANG	06/08/12
CHECKED	
ISSUED	
SHEET 1 OF 1	
CAD FILE C:/CONNEX/282119-75.DWG	

PART DESCRIPTION			
<b>Amphenol Connex</b>			
1.0/2.3 R/A CRIMP PLUG - 75 OHM (FOR AT&T 735A CABLE)			
PART NO.		282119-75	
DWG. NO.	282119-75.DWG	REV.	B
SIZE	A	SCALE	NA