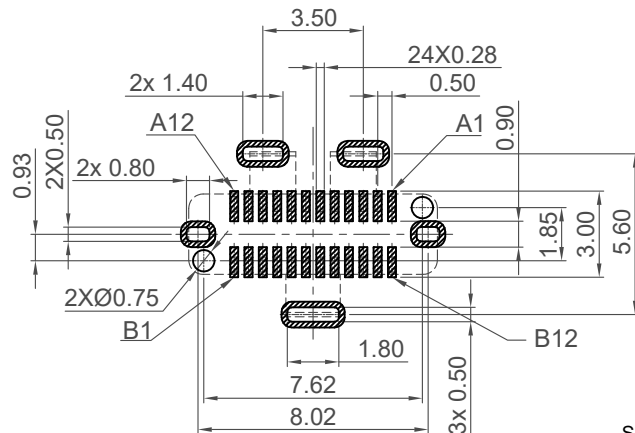


Section A-A

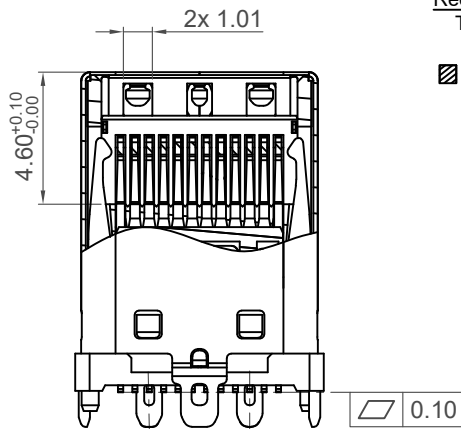


Recommended PCB Layout

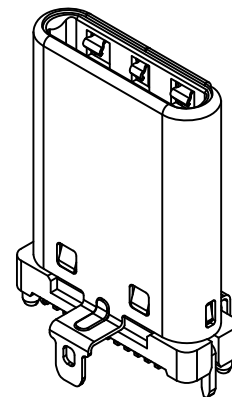
Thickness 0.8±0.10mm

Tolerance: ±0.05mm

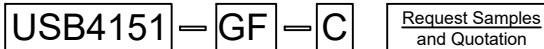
Solder Area Component Outline



Section B-B



Ordering Grid



Contact Plating
GF = Gold Flash

Packing Options
C = Tape & Reel with Cap
(400 per reel)

Pin	Signal	Mating Sequence	Pin	Signal	Mating Sequence
A1	GND	First	B12	GND	First
A2	SSTXp1	Second	B11	SSRXp1	Second
A3	SSTXn1	Second	B10	SSRXn1	Second
A4	Vbus	First	B9	Vbus	First
A5	CC1	Second	B8	SBU2	Second
A6	Dp1	Second	B7	Dn2	Second
A7	Dn1	Second	B6	Dp2	Second
A8	SBU1	Second	B5	CC2	Second
A9	Vbus	First	B4	Vbus	First
A10	SSRXn2	Second	B3	SSTXn2	Second
A11	SSRXp2	Second	B2	SSTXp2	Second
A12	GND	First	B1	GND	First
SHELL	GND		SHELL	GND	

Specifications

Material

Insulator: LCP, UL 94V-0, Black
Contact: C7025, T=0.15mm
Shell: SUS304, T=0.15mm
Latch: SUS301, T=0.30mm
Spring: SUS304, T=0.10mm

Plating

Contact
Contact Area: Gold Flash over 50µ" min. Nickel
Solder Tails: 80µ" min. Matte Tin over 50µ" min. Nickel
Shell: 50µ" min. Nickel
Latch: 80µ" min. Tin
Spring: 50µ" min. Nickel

Electrical

Current Rating: 5.00A collectively for Vbus pins
6.25A collectively for GND pins
1.25A for A5/B5 pin
0.25A per pin for all other pins

Voltage Rating: 48V DC

Power Rating: 240W

Contact Resistance: 40mΩ max initial.

50mΩ max after test

Dielectric Withstanding Voltage: 100V AC

Insulation Resistance 100MΩ min

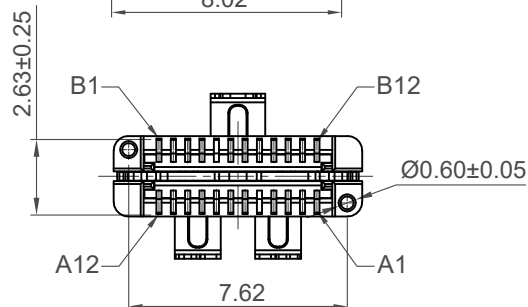
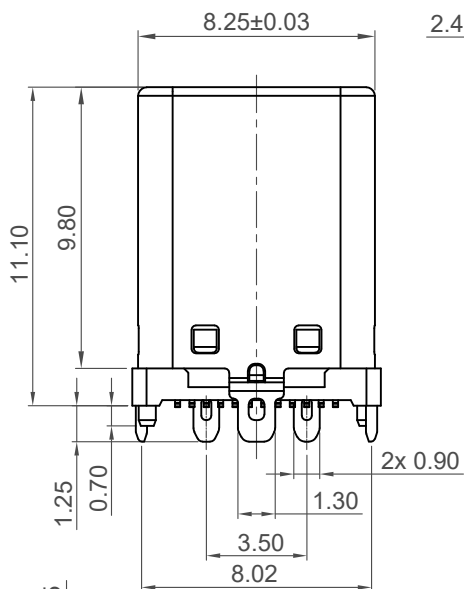
Mechanical & Environmental

Operating Temperature: -40°C to +85°C

Mating Force: 5 to 20 N.

Unmated Force: 6 to 20 N after test

Durability: 10,000 cycles



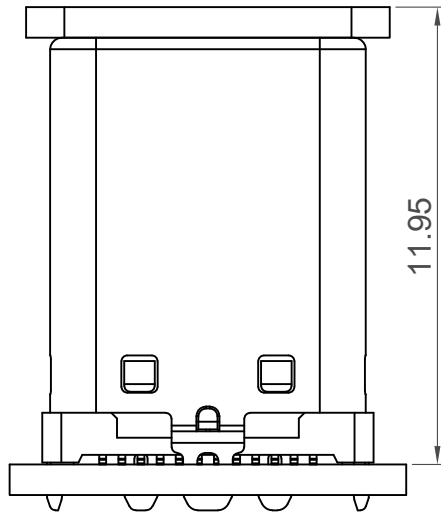
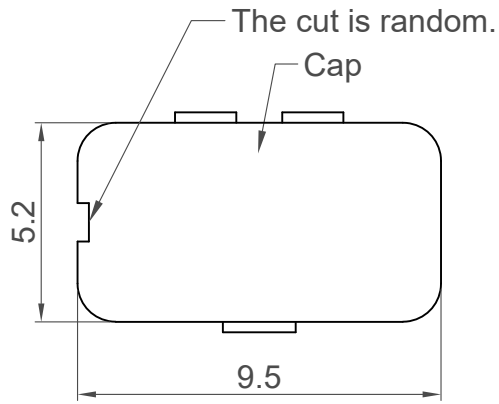
Part Number		Product Description	
USB4151		USB3.2 Gen2 Type C Plug, Vertical, SMT	
Drawing Date		14th January 2020	
By	CC	Tolerances (Except as Noted)	Units:
Detail	USB4151	Length	Metric (mm)
	B PCN	X.X ± 0.30	
Revision	B3	X.XX ± 0.25	
Date	08/05/23	X.XXX ± 0.10	



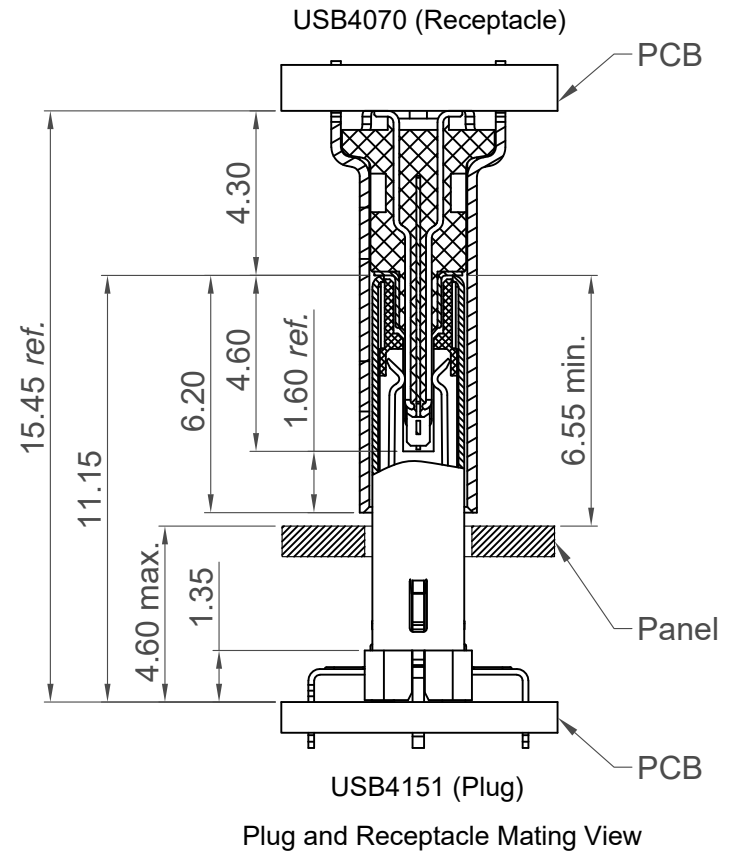
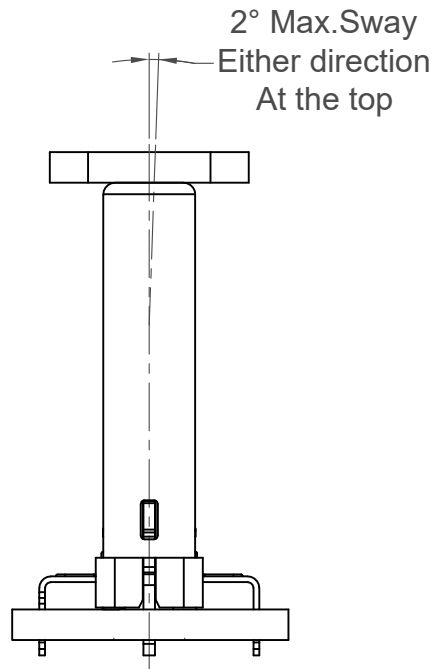
This drawing is confidential and copyright of Global Connector Technology, Ltd (GCT). This drawing must not be copied or disclosed without written consent. E & OE



Not to Scale	Drawn By CC	Sheet No. 1/3
--------------	-------------	---------------



PCB Mount&Cap Information



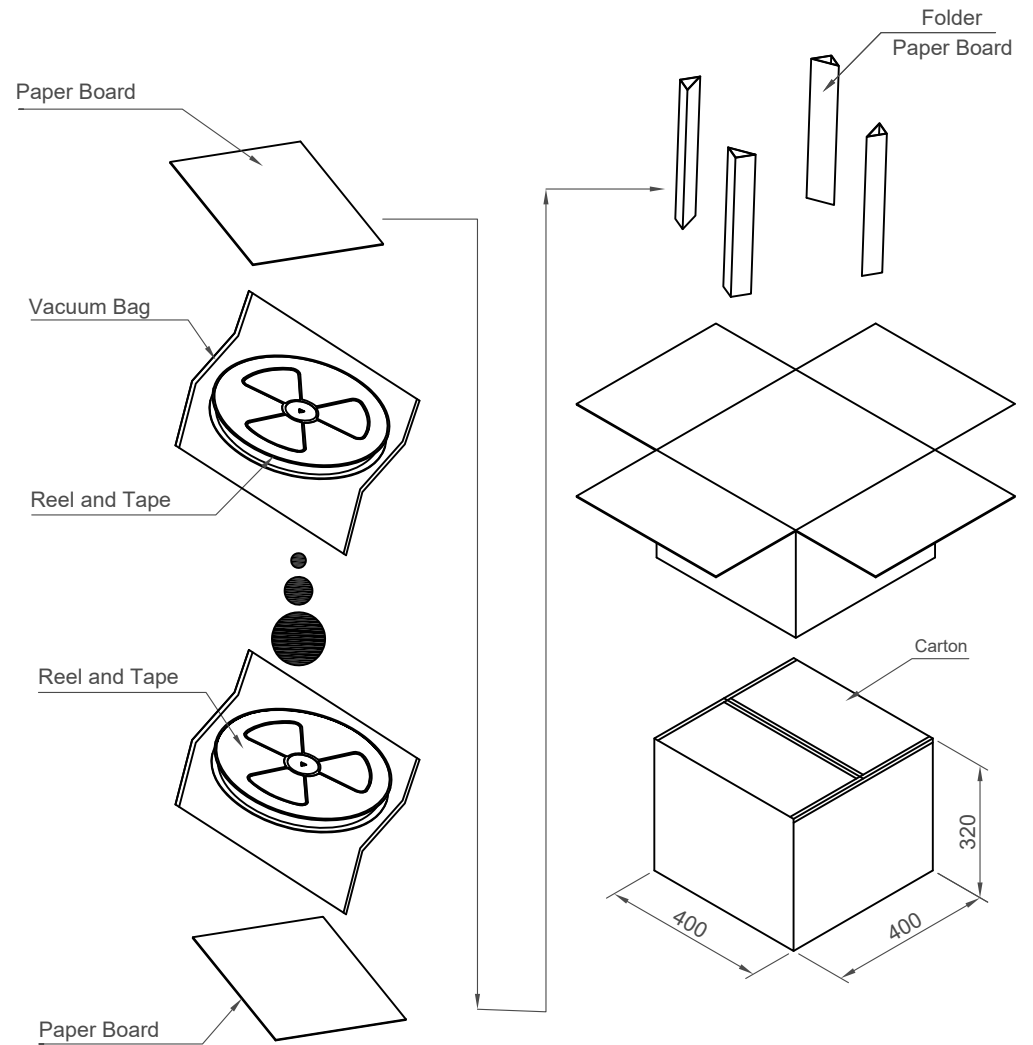
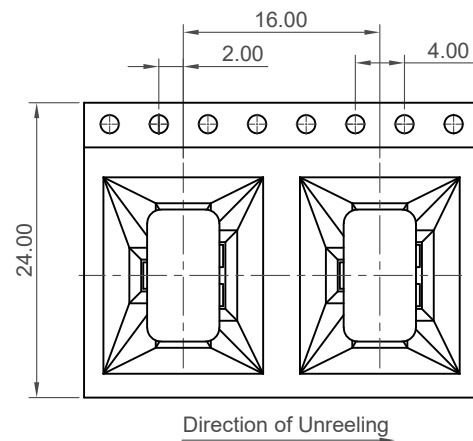
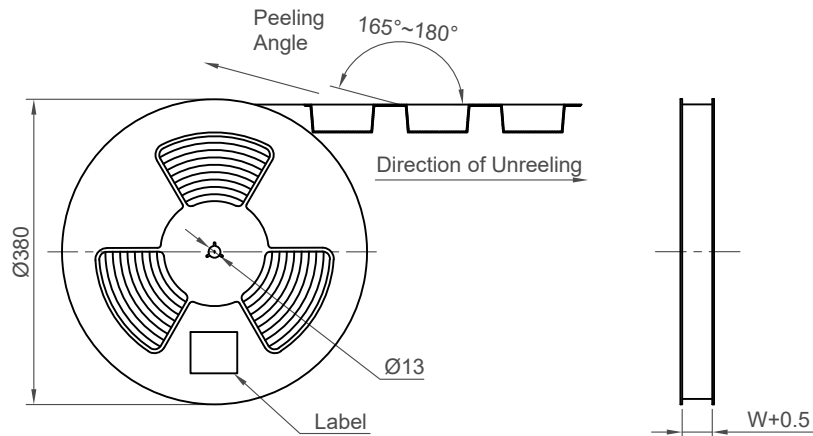
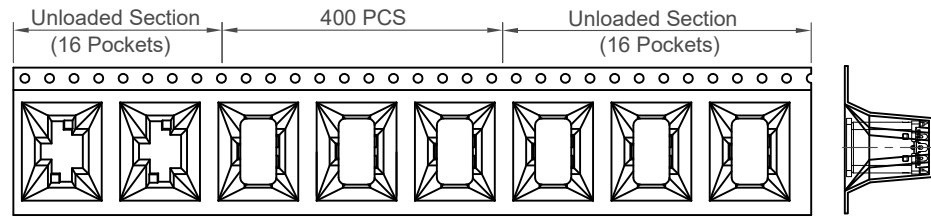
Part Number		Product Description	
USB4151		USB3.2 Gen2 Type C Plug,Vertical, SMT	
Drawing Date		14th January 2020	
By	CC	Tolerances (Except as Noted)	Units:
Detail	USB4151 B PCN	Length X.X ± 0.30	Metric (mm)
Revision	B3	Angle X.XX ± 0.25	 3rd Angle Projection
Date	08/05/23	X.XXX ± 0.10	



This drawing is confidential and copyright of Global Connector Technology, Ltd (GCT). This drawing must not be copied or disclosed without written consent. E & OE



Not to Scale	Drawn By CC	Sheet No. 2/3
--------------	----------------	------------------



Pcs / Reel	Reels / Carton	Total Quantity
400	10	4,000 pcs

Part Number		Product Description	
USB4151		USB3.2 Gen2 Type C Plug, Vertical, SMT	
Drawing Date		14th January 2020	
By	CC	Tolerances (Except as Noted)	Units:
Detail	USB4151 B PCN	Length X.X ± 0.30	Metric (mm)
Revision	B3	Angle X.XX ± 0.25	 3rd Angle Projection
Date	08/05/23	X.XXX ± 0.10	



This drawing is confidential and copyright of Global Connector Technology, Ltd (GCT). This drawing must not be copied or disclosed without written consent. E & OE



Not to Scale	Drawn By CC	Sheet No. 3/3
--------------	----------------	------------------