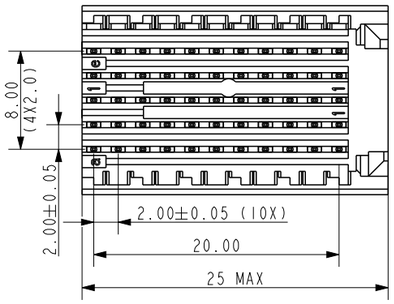


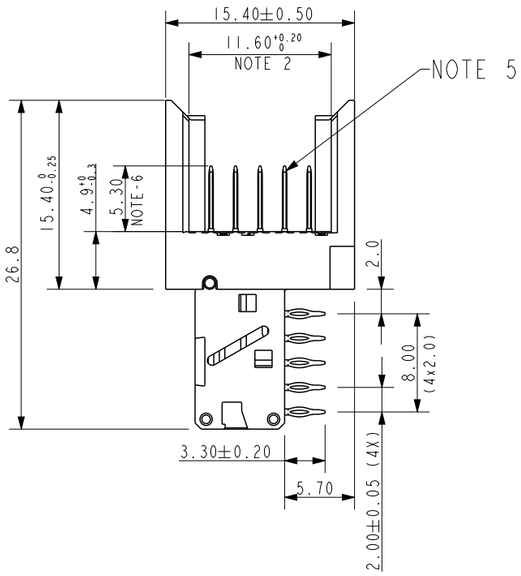


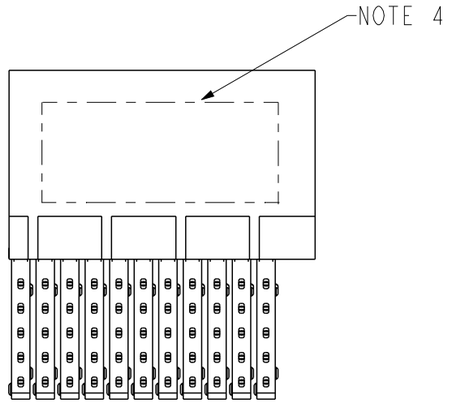


PERFORMANCE CHARACTERISTICS :

CURRENT RATING : 1.5A AT 20°C (FULLY LOADED)
1A AT 70°C (FULLY LOADED
RATED VOLTAGE : 500V AC (CONT / CONT)
OPERATING TEMPERATURE : -55°C TO 125°C
CONTACT RESISTANCE : 25mΩ MAX.
INSERTION FORCE : 0.75 N MAX / CONT
EXTRACTION FORCE : 0.15 N MIN / CONT
INSULATION RESISTANCE : $10^4$MΩ MIN.

NOTES :

1. UL APPROVED WITH USR AND CNR.
2. MEASURED AT THE BOTTOM.
3. MATERIAL CONTACT : PHOSPHORBRONZE.
   HOUSING : LCP 30% GLASS-FILLED.
4. CONNECTOR PRINTED WITH P/N AND DATE CODES.
5. FOR ACTUAL CONTACT LOADINGS, SEE LOADING PATTERN MATING SIDE.}
6. 4 = LEVEL 1 (5.30)
   5 = LEVEL 2 (6.80)
   6 = LEVEL 3 (8.30)
7. 'HM2J09PE5130-- -'
   LEAD FREE INDICATOR : LF = LEAD FREE
   PERFORMANCE LEVEL INDICATOR
   (Ref DWG No BS,C ,201844,003)
8. FOR RECOMMENDED PTH DIMENSIONS REFER DRAWING : BS,A ,201572,001
9. THIS PRODUCT (LF) MEETS EUROPEAN UNION DIRECTIVES AND OTHER COUNTRY REGULATIONS AS DESCRIBED IN GS-47-0004

LOADING PATTERN : MATING SIDE

| | | | | | | | | | | | |
|---|---|---|---|---|---|---|---|---|---|---|---|
| F | 0 | 0 | 0 | 0 | 0 | 0 | 0 | 0 | 0 | 0 | 0 |
| E | 5 | 5 | 5 | 5 | 5 | 5 | 5 | 5 | 5 | 5 | 5 |
| D | 5 | 5 | 5 | 5 | 5 | 5 | 5 | 5 | 5 | 5 | 5 |
| C | 6 | 6 | 6 | 6 | 6 | 6 | 6 | 6 | 6 | 6 | 6 |
| B | 5 | 5 | 5 | 5 | 5 | 5 | 5 | 5 | 5 | 5 | 5 |
| A | 5 | 5 | 5 | 5 | 5 | 5 | 5 | 5 | 5 | 5 | 5 |
| Z | 0 | 0 | 0 | 0 | 0 | 0 | 0 | 0 | 0 | 0 | 0 |
| | 1 | 2 | 3 | 4 | 5 | 6 | 7 | 8 | 9 | 10 | 11 |

PCB HOLE LAY-OUT

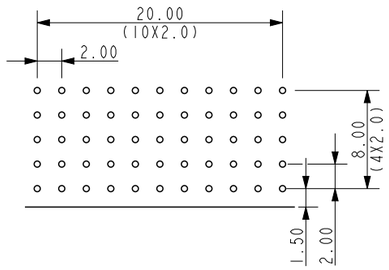


| | | | | | | | | | |
|---|---|---|---|---|---|---|---|---|---|
| spec ref | - | | | dr | P-Mathew Nebu | 2011/05/25 | projection | mm | size A3 / scale 1/1 |
| tolerance std ISO 406 ISO 1101 | TOLERANCES UNLESS OTHERWISE SPECIFIED | | | eng | Alex Babu | 2019/11/11 | | | ecn no ELX-I-26926-1 |
| | | | | chr | - | - | | | |
| | | | | appr | Kuriakose, San | 2019/11/12 | product family | MILLIPACS | rel level Released |
| surface - ISO 1302 | linear | 0.X | ±0.2 | Amphenol FCi | title MPACS RA HDR type C, not shielded | | dwg no BSC202767017 | | rev H |
| | | 0.XX | ±0.1 | | | | | | |
| | | 0.XXX | ±0.05 | | | | | | |
| | angular | 0° | ±1° | | cat. no. HM2J09PE5130---- | | Product - Customer Drw | | sheet 1 of 1 |

© 2016 AFCI

Creo File - REV E - 2016-02-12