

A

B

C

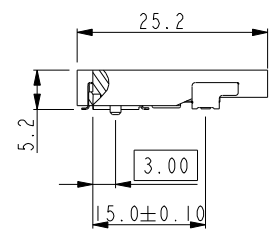
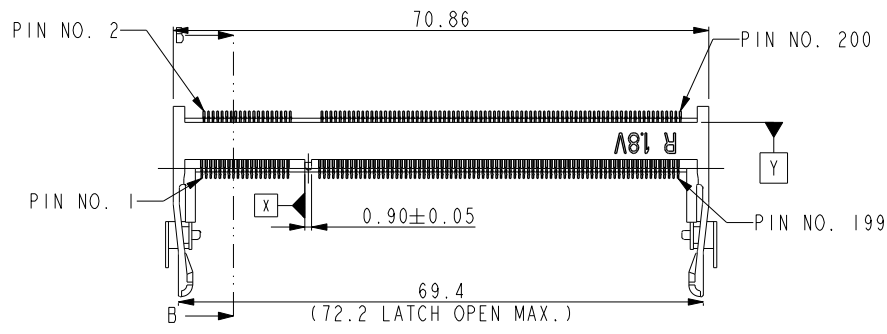
D

A

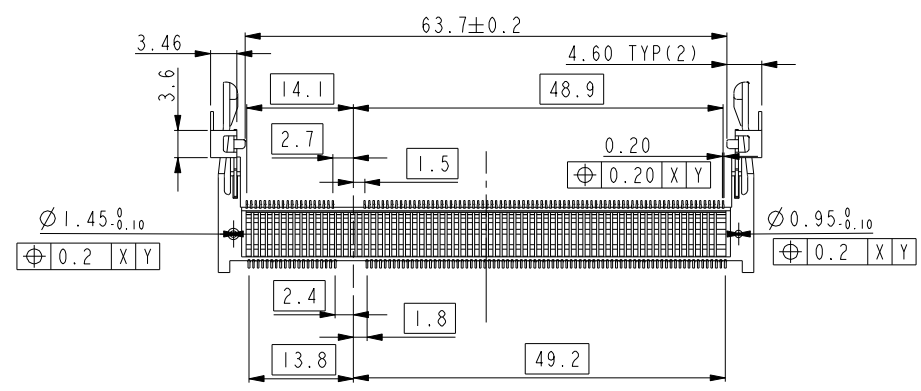
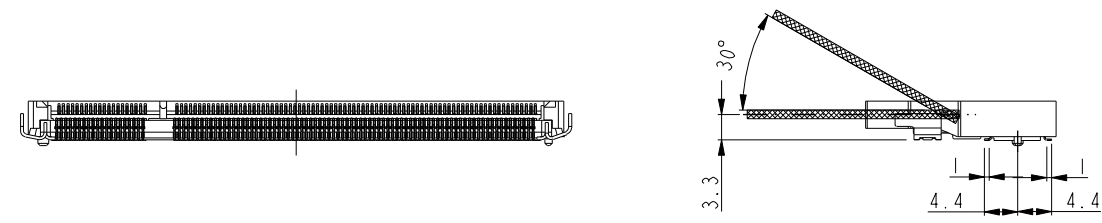
B

C

D



SECTION B-B



Copyright FCI.

rev	ecn no	dr	date
A	DG11-0085	SH	2011-03-30
-	-	-	-
-	-	-	-
-	-	-	-

www.fciconnect.com		surface	<input checked="" type="checkbox"/>	tolerance std	projection	MM
		TOLERANCES UNLESS OTHERWISE SPECIFIED				
Dr	JULIA WANG	05/05/08	ANGULAR	0.X	±0.3	size A4
Eng	MIAO SH	05/05/08	LINEAR	0.XX	±0.15	Scale 1.000
Chr	GARY HSIEH	05/05/08	0° ±2°	0.XXX	±0.08	ECN DG11-0085
Appr	JOSEPH HSIA	05/05/08	Product family 10086891		Spec ref RELEASED	
		title		dwg no		Rev.
		DDR2 0.6mm PITCH 200 POS. REVERSE TYPE ASS'Y		10117866		A
		catalog no		* CUSTOMER		sheet 1 of 4

1 2 3 4

A

B

C

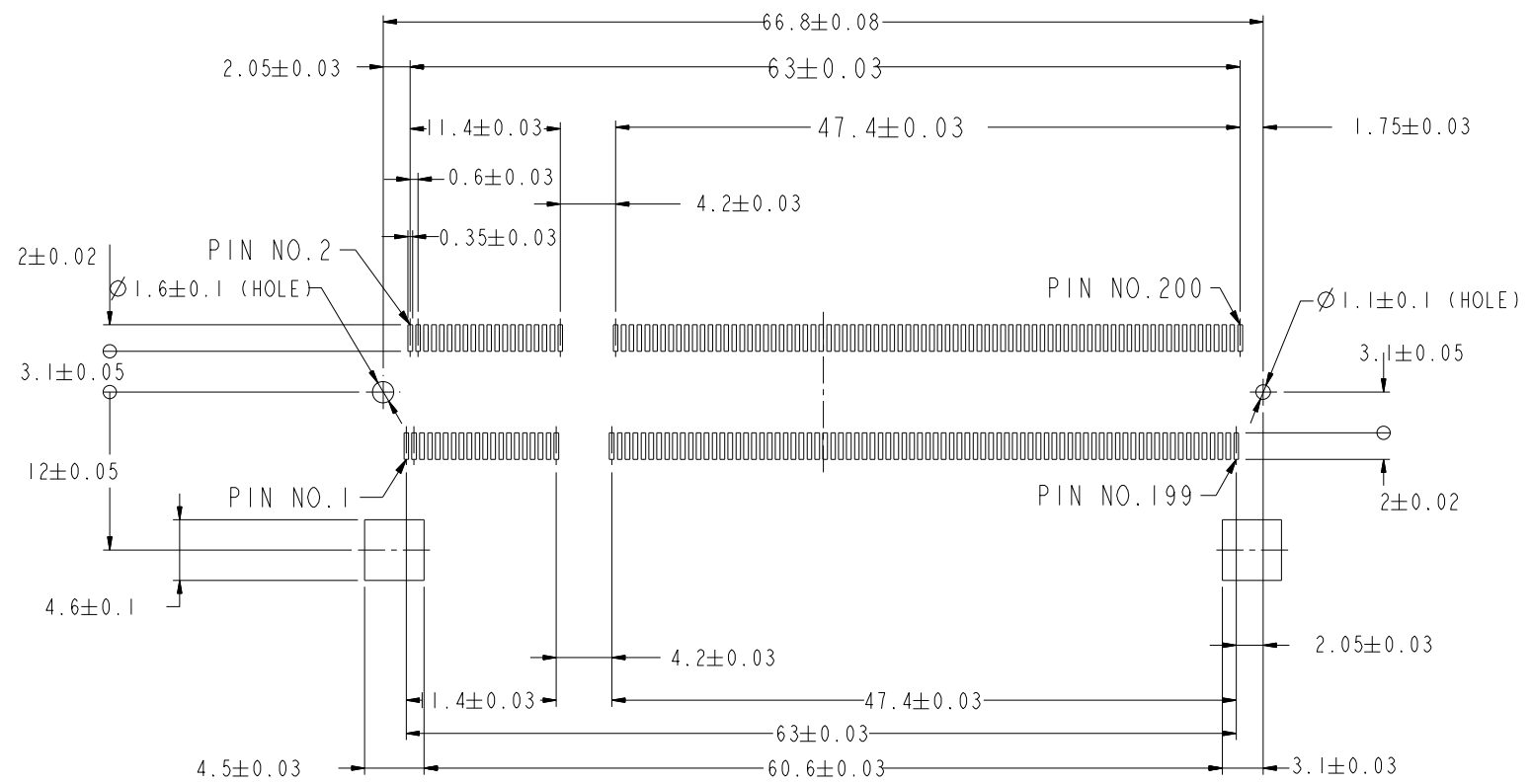
D

A

B

C

D



RECOMMENDED MOUNTING P.C.B LAYOUT



Copyright FCI.

REV F - 2006-04-17



title	DDR2 0.6mm PITCH 200 POS.		dwg no	10117866	Rev.	A
	REVERSE TYPE ASS'Y					
catalog no	*	CUSTOMER	sheet 3 of 4			

PDM: Rev:A

STATUS Released

4 Printed: Apr 22, 2011



PRODUCT NO.	LOCATION PEG	TERMINAL CONTACT AREA FINISH	HOLD DOWN FINISH	SOLDER TAIL FINISH
10117866-052FSLF	YES	Au FLASH	PURE Sn PLATING	Au FLASH
10117866-152FSLF	NO			
10117866-052TSLF	YES	Au 0.3um MIN.		
10117866-052TSRLF	YES			
10117866-152TSLF	NO	Au 0.76um MIN.		
10117866-052ASLF	YES			
10117866-052ASRLF	YES	Au FLASH	Sn-Pb PLATING	
10117866-152ASLF	NO			
10117866-052FB	YES	Au FLASH		
10117866-152FB	NO			
10117866-052TB	YES	Au 0.3um MIN.		
10117866-152TB	NO			
10117866-052AB	YES	Au 0.76um MIN.		
10117866-152AB	NO			
10117866-252FSLF	YES	Au FLASH	PURE Sn PLATING	PRUE Sn PLATING
10117866-352FSLF	NO			
10117866-252TSLF	YES	Au 0.3um MIN.		
10117866-352TSLF	NO			
10117866-252ASLF	YES	Au 0.76um MIN.		
10117866-352ASLF	NO			
10117866-252FB	YES	Au FLASH	Sn-Pb PLATING	
10117866-352FB	NO			
10117866-252TB	YES	Au 0.3um MIN.		
10117866-352TB	NO			
10117866-252AB	YES	Au 0.76um MIN.		
10117866-352AB	NO			
10117866-452FS	YES	Au FLASH	PURE Sn PLATING	Sn-Pb PLATING
10117866-552FS	NO			
10117866-452TS	YES	Au 0.3um MIN.		
10117866-552TS	NO			
10117866-452AS	YES	Au 0.76um MIN.		
10117866-552AS	NO			
10117866-452FB	YES	Au FLASH	Sn-Pb PLATING	
10117866-552FB	NO			
10117866-452TB	YES	Au 0.3um MIN.		
10117866-552TB	NO			
10117866-452AB	YES	Au 0.76um MIN.		
10117866-552AB	NO			

10117866-X XX X X X LF

FOR Rohs OPTIONS:
TAIL PLATING CODE MUST BE 0~3.
HOLD DOWN PLATIGN CODE MUST BE "S".
"LF" CODE IS EXIST IN THE END.
EX: 10117866-252TSLF

FOR NOT Rohs COMPATIBEL:
THIS "LF" CODE IS "BLANK".
EX: 10117866-452TS

<PACKING METHOD>
R: TAPE REEL
DEFAULT: TRAY

<HOLDDOWN FINISH>
S: PURE Sn
B: Sn-Pb

<CONTACT FINISH>
F: Au FLASH
T: Au 0.3um MIN.
A: Au 0.76um MIN.

<TOTAL HEIGHT>
52: 5.2mm

<LOCATION PEG, SOLDER TAIL FINISH>

- 0: YES, Au FLASH
- 1: NO, Au FLASH
- 2: YES, PURE Sn PLATING
- 3: NO, PURE Sn PLATING
- 4: YES, Sn-Pb PLATING
- 5: NO, Sn-Pb PLATING

NOTE:
1. PRODUCT SPEC: GS-12-195.
2. PACKAGE SPEC: GS-14-786.
3. MATERIAL
HOUSING: LCP, UL94V-0, BLACK COLOR.
CONTACT: C7025 TM00
HOLDDOWN: BRASS
4. FINISH
TERMINAL :SEE TABLE
HOLDDOWN: SEE TABLE
5. COPLANARITY: 0.07MAX. (INCLUDING HOLDDOWN)
6. THIS PRODUCT MEETS EUROPEAN UNION DIRECTIVES AND OTHER COUNTRY
REGUALTIONS AS DESCRIBED IN GS-22-008
7. THE HOUSING WILL WITHSTAND EXPOSE TO 260° PEAK
TEMPERATURE FOR 10 SECONDS IN WAVE SOLDER APPLICATION

	title	DDR2 0.6mm PITCH 200 POS.	dwg no 10117866	Rev. A
	Pro/E file	catalog no		