


## Pulse transformers for SMD mounting

**Description**

- High insulation rating (>3.2 kVAC) between the primary and the secondary windings
- High insulation rating up to 500V between the secondary windings
- Small coupling capacitances between primary and secondary windings limit transient feedback from the power supply side to the control electronics
- The defined partial discharge voltage guarantees an effectively unlimited serviceable life

**Standards**

- VDE 110b

**Applications**

- Galvanic separation of drive- and power-circuit
- Mainly used in ignition circuits with Thyristors, Triacs, power transistors and IGBT's
- DC/DC converters
- Line coupling transformers in high speed data transmission

**References**

[General Product Information](#)

**Weblinks**

[Approvals](#), [RoHS](#), [CHINA-RoHS](#), [e-Store](#), [SCHURTER-Stock-Check](#), [Distributor-Stock-Check](#)

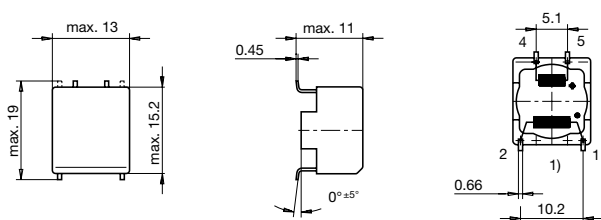
**Technical Data**

Rated Voltage	up to 600 VAC
Voltage-time Integral $U_s \times T_w$	150 - 400 V $\mu$ s
Pulse Rise Time	0.05 - 1.5 $\mu$ s
Turn Ratio	1:1, 2:1, 1:1:1
Terminal technic	SMD
Weight	3 - 10g
Material: Housing	UL 94V-0
Sealing Compound	UL 94V-0

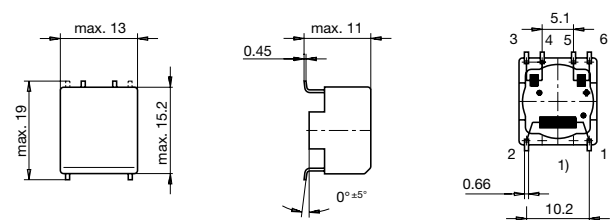
Climatic Category	25/100/21 acc. to IEC 60068-1
Allowable Operation Temp.	-25 °C to 100 °C

**Dimensions**

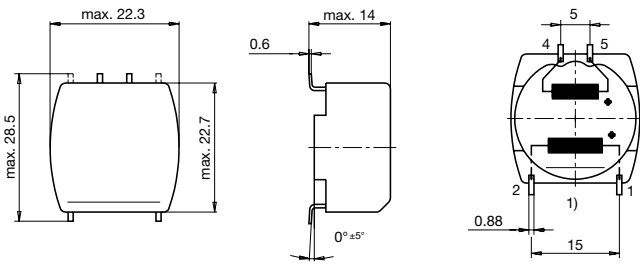
## Case 35-3S



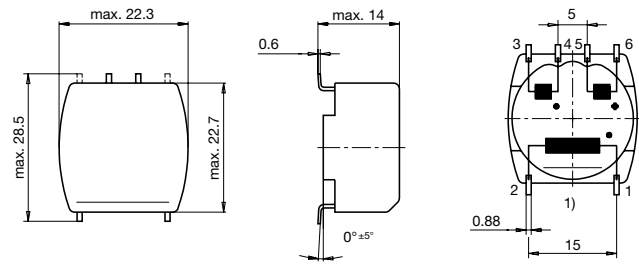
## Case 35-4S



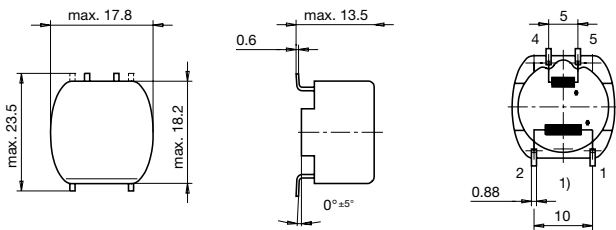
Case 39-3S



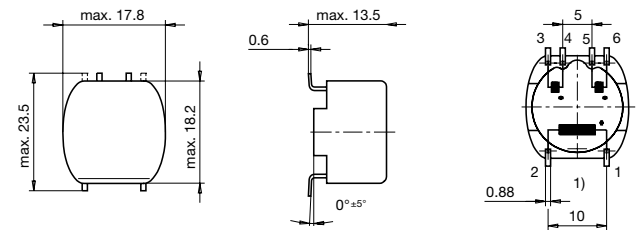
Case 39-4S



Case 49-3S

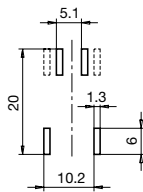


Case 49-4S



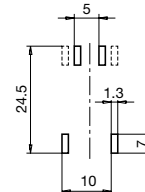
1) Prim.

Possible solder land pattern for SMD mounting  
Case 35S

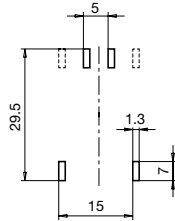


1) Prim.

Possible solder land pattern for SMD mounting  
Case 49S



Possible solder land pattern for SMD mounting  
Case 39S



### Variants

[Distributor-Stock-Check](#) | [SCHURTER-Stock-Check](#) | [e-Store](#)

Turn Ratio	$T_r$ [ $\mu$ s]	$I_{ign}$ [A]	$U_{isol}$ [kV]	$U_s \times T_w$ [ $V\mu$ s]	$L_s$ [mH]	$R_p$ [ $\Omega$ ]	$R_s$ [ $\Omega$ ]	$C_C$ [pF]	Weight [g]	Packing unit [pcs.]	Case	Order Number
1:1	0.05	0.1	3.2	200	2.8	1.5	1	80	8	480	35-3S	ISRA-0235-D103
1:1	0.9	0.1	3.5	200	2.8	1	1	20	3	480	35-3S	ISNA-0235-D103
1:1	0.1	0.5	3.2	400	2.2	0.4	0.4	100	10	140	39-3S	ISRA-0239-D502
1:1	1	0.17	3.5	400	2.2	0.4	0.4	20	10	28	39-3S	ISNA-0239-D202
1:1	0.05	0.1	3.2	300	3.5	0.7	0.7	90	9	40	49-3S	ISRA-0249-D104
1:1	1	0.1	3.5	300	3.5	0.7	0.7	20	6	45	49-3S	ISNA-0249-D104
1:1:1	0.05	0.1	3.2	150	1.1	1	0.5	40	8	160	35-4S	ISRF-0235-D101
1:1:1	0.9	0.1	3.5	150	1.1	0.5	0.5	10	8	170	35-4S	ISNF-0135-D101
1:1:1	0.5	0.5	3.2	350	1.6	0.4	0.4	90	10	140	39-4S	ISRF-0239-D502
1:1:1	1.5	0.17	3.5	350	1.6	0.4	0.4	20	10	140	39-4S	ISNF-0239-D202
1:1:1	0.05	0.1	3.2	250	1.2	0.4	0.5	70	6	45	49-4S	ISRF-0249-D101
1:1:1	1	0.1	3.5	250	1.4	0.5	0.5	20	9	45	49-4S	ISNF-0249-D101
2:1	0.5	0.5	3.2	350	1.8	0.8	0.4	90	9	140	39-3S	ISRB-0239-D502
2:1	1.5	0.17	3.5	350	1.8	0.8	0.4	20	9	140	39-3S	ISNB-0239-D202
2:1	0.05	0.1	3.2	250	1.4	1	0.5	70	9	45	49-3S	ISRB-0249-D101
2:1	1	0.1	3.5	250	1.6	1	0.5	20	9	45	49-3S	ISNB-0249-D101