

DO NOT  
SCALE FROM  
THIS PRINT

DESIGNED & DIMENSIONED  
IN INCHES[MILLIMETERS]

PRF06-J-C-EP-290-BS

SERIES  
-06: NTPe

GENDER  
-J: JACK

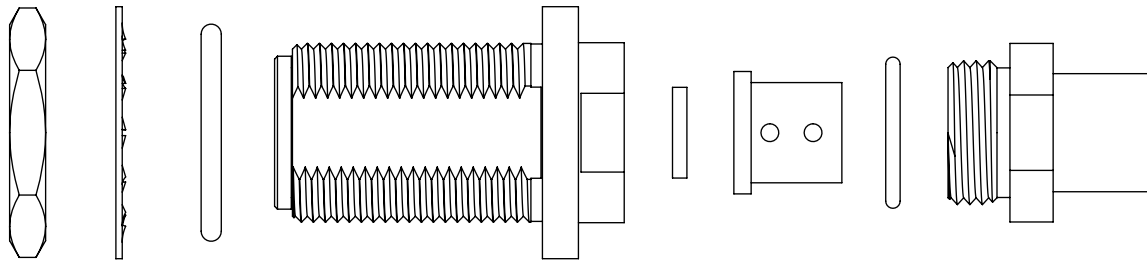
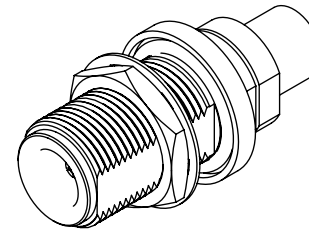
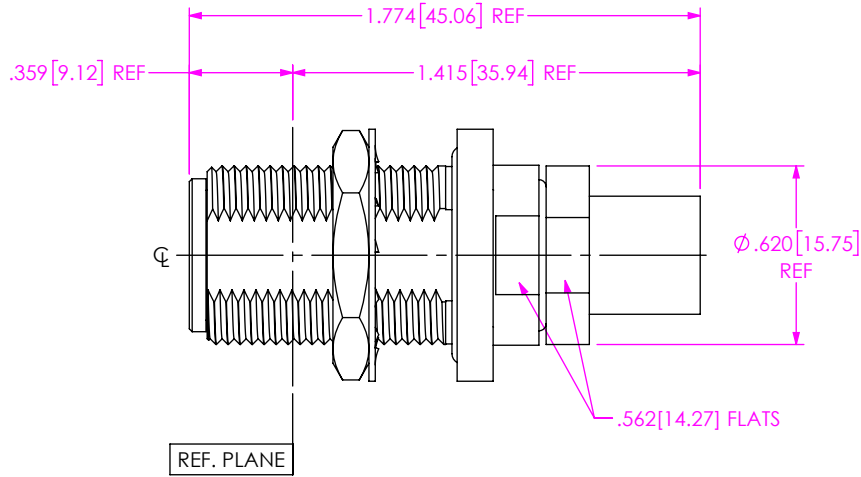
TYPE  
-C: CABLE

FINISH  
-EP: 50µ" EXTRA HEAVY GOLD  
CENTER CONTACT, PASSIVATED  
OUTER CONTACT

TERMINATION  
-S: SOLDER CLAMP

ORIENTATION  
-B: BULKHEAD

CABLE TYPE  
-290: SEMFLEX LA290



EXPLODED VIEW  
NOT TO SCALE  
(FOR CLARITY ONLY)

NOTES:

- MATERIAL:  
BODY, CLAMP NUT, LOCK NUT & LOCKWASHER: STAINLESS STEEL.  
CONTACT: BERYLLIUM COPPER.  
SOLDER FERRULE: BRASS.  
O-RINGS: SILICONE RUBBER.  
BEAD: ULTEM 1000.
- FINISH:  
BODY, CLAMP NUT, LOCK NUT & LOCKWASHER: PASSIVATED.  
PIN & SOLDER FERRULE: GOLD OVER NICKEL PLATE,  
50 µIN MIN GOLD OVER 50 µIN MIN NICKEL.
- PCI P/N: 3400.

UNLESS OTHERWISE SPECIFIED,  
DIMENSIONS ARE IN INCHES.  
TOLERANCES ARE:  
DECIMALS                      ANGLES  
.XX: ±.01 [0.3]                      1°  
.XXX: ±.005 [0.13]  
.XXXX: ±.0005 [0.013]

**PROPRIETARY NOTE**  
THIS DOCUMENT CONTAINS CONFIDENTIAL AND  
PROPRIETARY INFORMATION AND ALL DESIGN,  
MANUFACTURING, REPRODUCTION, USE, PATENT RIGHTS  
AND SALES RIGHTS ARE EXPRESSLY RESERVED BY SAMTEC,  
INC. THIS DOCUMENT SHALL NOT BE DISCLOSED, IN WHOLE  
OR PART, TO ANY UNAUTHORIZED PERSON OR ENTITY NOR  
REPRODUCED, TRANSFERRED OR INCORPORATED IN ANY  
OTHER PROJECT IN ANY MANNER WITHOUT THE EXPRESS  
WRITTEN CONSENT OF SAMTEC, INC.



520 PARK EAST BLVD, NEW ALBANY, IN 47150  
PHONE: 812-944-6733    FAX: 812-948-5047  
e-Mail: info@SAMTEC.com    code 55322

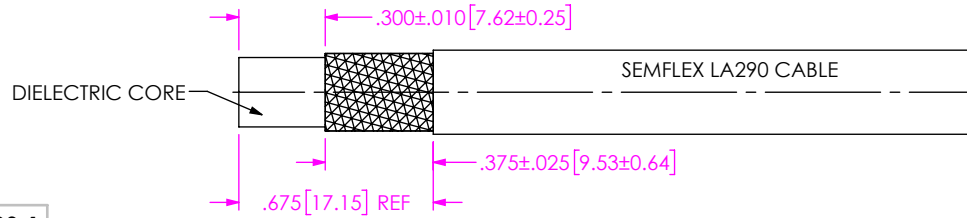
DO NOT SCALE DRAWING

SHEET SCALE: 3:2

DESCRIPTION: NTPe BULKHEAD JACK, SOLDER  
CLAMP FOR SEMFLEX LA290 CABLE

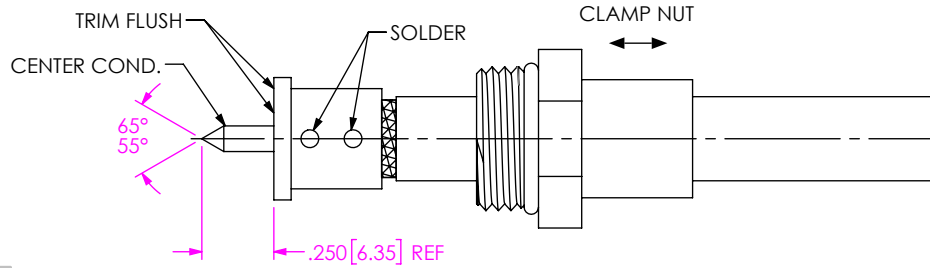
DWG. NO. PRF06-J-C-EP-290-BS

BY: CANDY W    05/24/2019    SHEET 1 OF 2



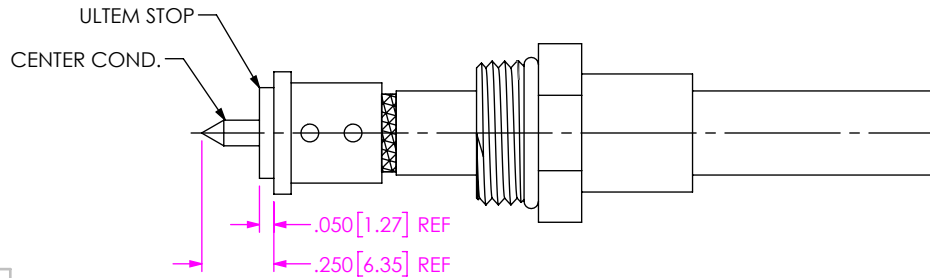
1. TRIM CABLE TO EXPOSE DIELECTRIC CORE AND OUTER BRAID AS SHOWN.

IN-PROCESS 1



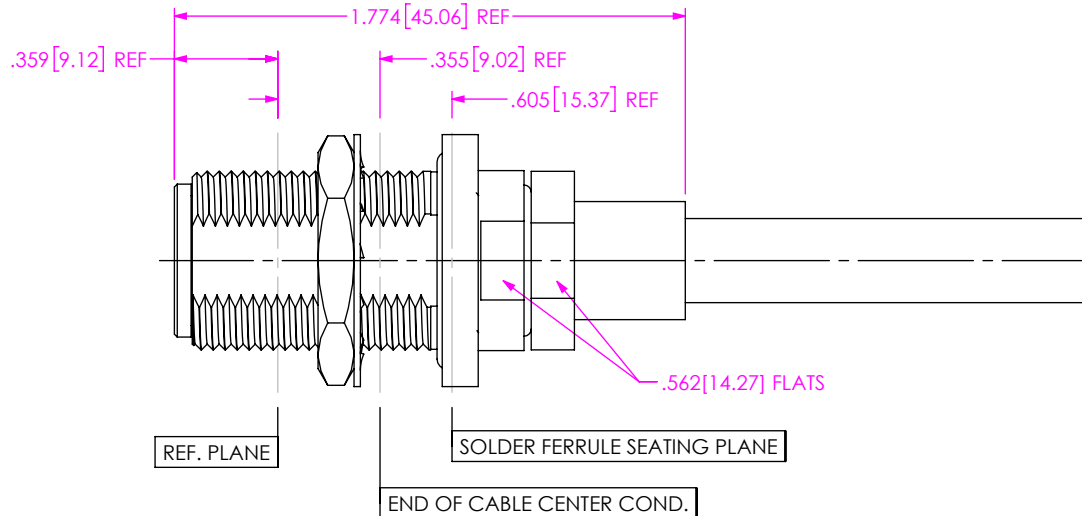
2A. SLIDE CLAMP NUT OVER CABLE AS SHOWN.  
 2B. INSERT CABLE INTO FERRULE UNTIL BRAIDS AND SOLDER TO FERRULE WHERE SHOWN.  
 2C. TRIM DIELECTRIC CORE FLUSH WITH FACE OF SOLDER FERRULE.  
 2D. POINT CENTER CONDUCTOR AS SHOWN.

IN-PROCESS 2



3. SLIDE DIELECTRIC STOP ONTO CABLE CENTER CONDUCTOR FLUSH WITH SOLDER FERRULE FACE.

IN-PROCESS 3



4. INSERT CABLE/FERRULE SUB-ASSEMBLY INTO CONNECTOR UNTIL SEATED AND TIGHTEN CLAMP NUT TO 25-35 IN-LBS.

IN-PROCESS 4

**PROPRIETARY NOTE**  
 THIS DOCUMENT CONTAINS CONFIDENTIAL AND PROPRIETARY INFORMATION AND ALL DESIGN, MANUFACTURING, REPRODUCTION, USE, PATENT RIGHTS AND SALES RIGHTS ARE EXPRESSLY RESERVED BY SAMTEC, INC. THIS DOCUMENT SHALL NOT BE DISCLOSED, IN WHOLE OR PART, TO ANY UNAUTHORIZED PERSON OR ENTITY NOR REPRODUCED, TRANSFERRED OR INCORPORATED IN ANY OTHER PROJECT IN ANY MANNER WITHOUT THE EXPRESS WRITTEN CONSENT OF SAMTEC, INC.



520 PARK EAST BLVD, NEW ALBANY, IN 47150  
 PHONE: 812-944-6733 FAX: 812-948-5047  
 e-Mail info@SAMTEC.com code 55322

DO NOT SCALE DRAWING

SHEET SCALE: 3:2

DESCRIPTION: NTPC BULKHEAD JACK, SOLDER CLAMP FOR SEMFLEX LA290 CABLE

DWG. NO. PRF06-J-C-EP-290-BS

BY: CANDY W 05/24/2019 SHEET 2 OF 2