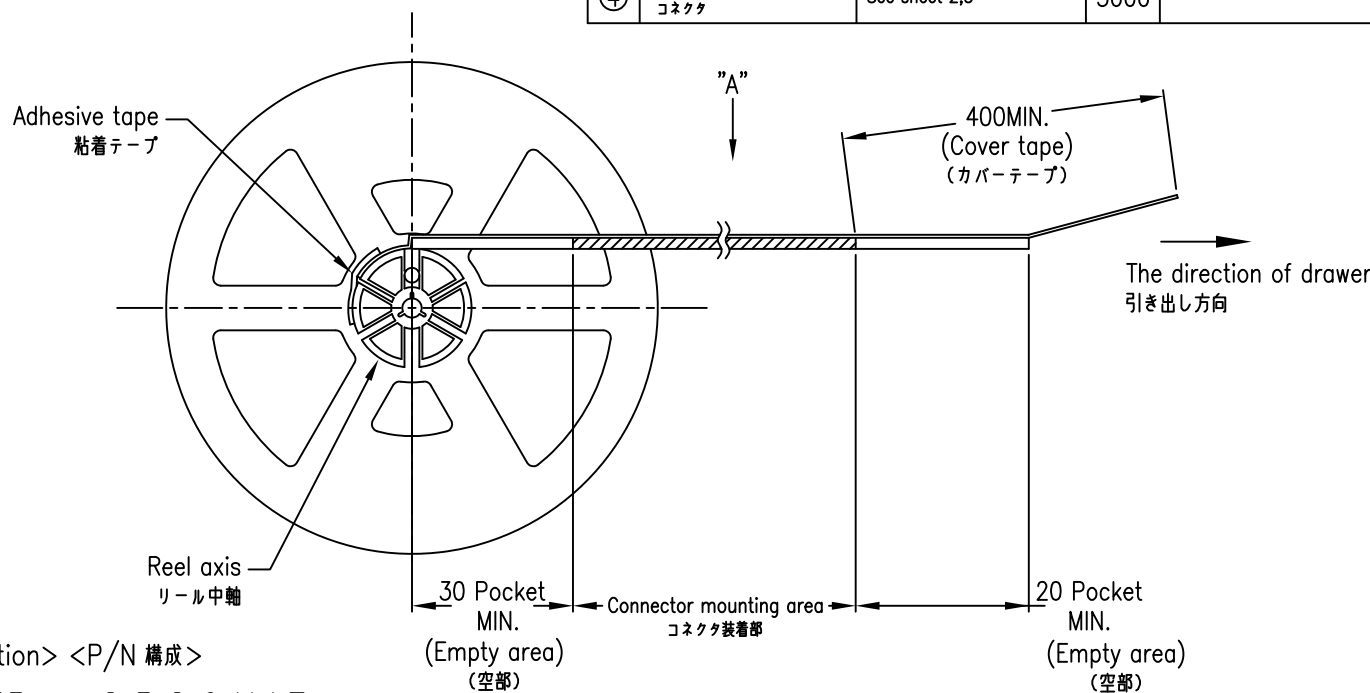
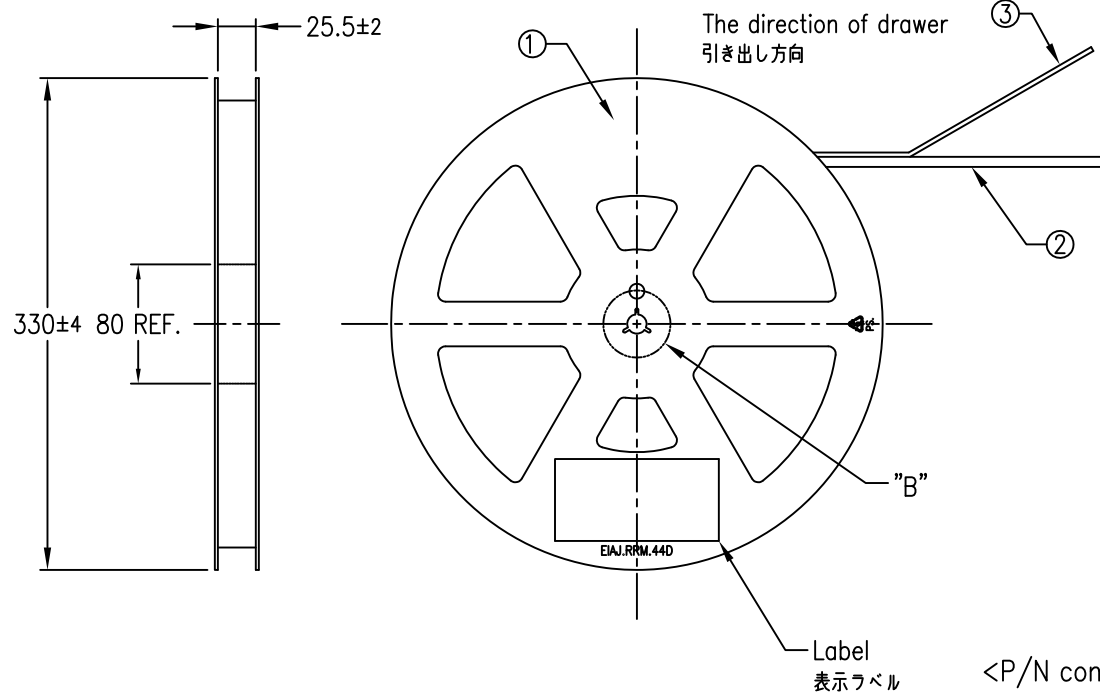


PRODUCT NO.

10064555-**2**0*LF

PARTS TABLE 部品表

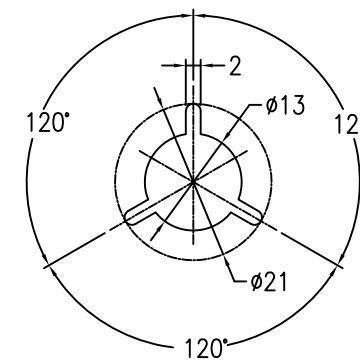
No.	Part name 部品名	Material 材質	QTY.	Note 備考
①	The reel for packaging 梱包用リール	Polystyrene ポリスチレン	1	Color : White, Electrification prevention processing 色:白、帯電防止処理品
②	Emboss tape エンボステープ	PP or PET	1	Electrification prevention processing 帯電防止処理品
③	Cover tape カバーテープ	Polyester ポリエステル	1	
④	Connector コネクタ	See sheet 2,3	3000	



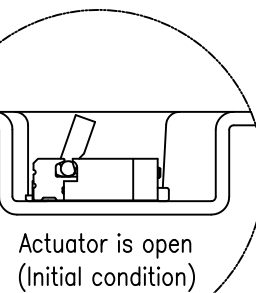
<P/N composition> <P/N 構成>

△ 10064555-xx 2 5 2 0 H LF

- Lead Free
- Mold material
- Embossing tape package 0: 8mm PITCH
- TYPES OF PRODUCT
- 1E : Non-Halogen free
- 2H : Halogen free
- 1: SMT / WITH CABLE LOCK
- 2: SMT / WITHOUT CABLE LOCK
- 5: SMT / WITH CABLE LOCK, WITH ACT BOSS
- Contact Side 2: UPPER SIDE
- No. of position
- Series name



DETAIL "B" (1/1)
"B" 部詳細図 (1/1)

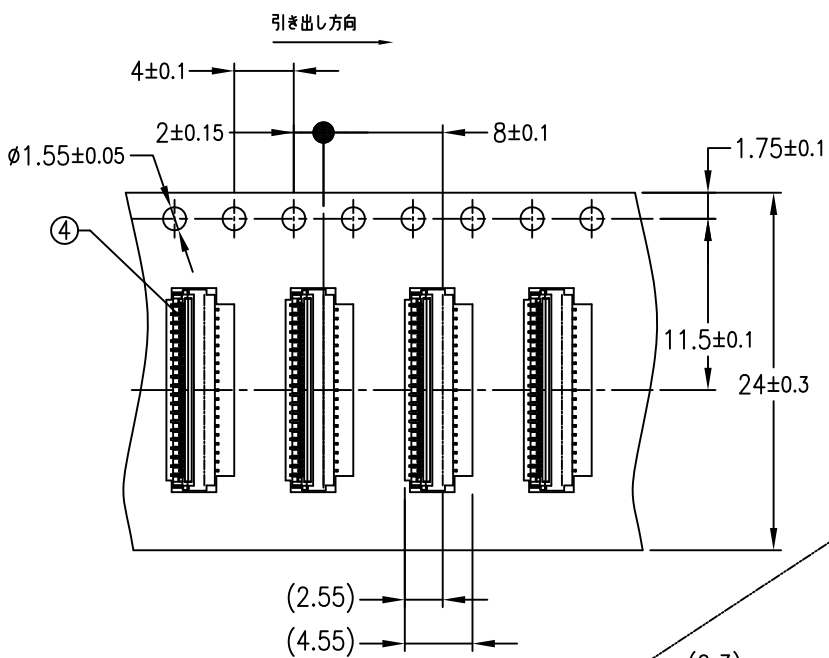


NOTE

- This article carries out the emboss tape package of the P/N10064555 series connector.
- The shape and dimension of this article are based on JIS C 0806.
(Taping of electronic parts (Surface mounted device))

注記

- 本品は P/N10064555シリーズをエンボステープ梱包したものである。
- 本品の形状及び寸法規定は JIS C 0806 (電子部品のテーピング (表面実装部品)) に準拠する。

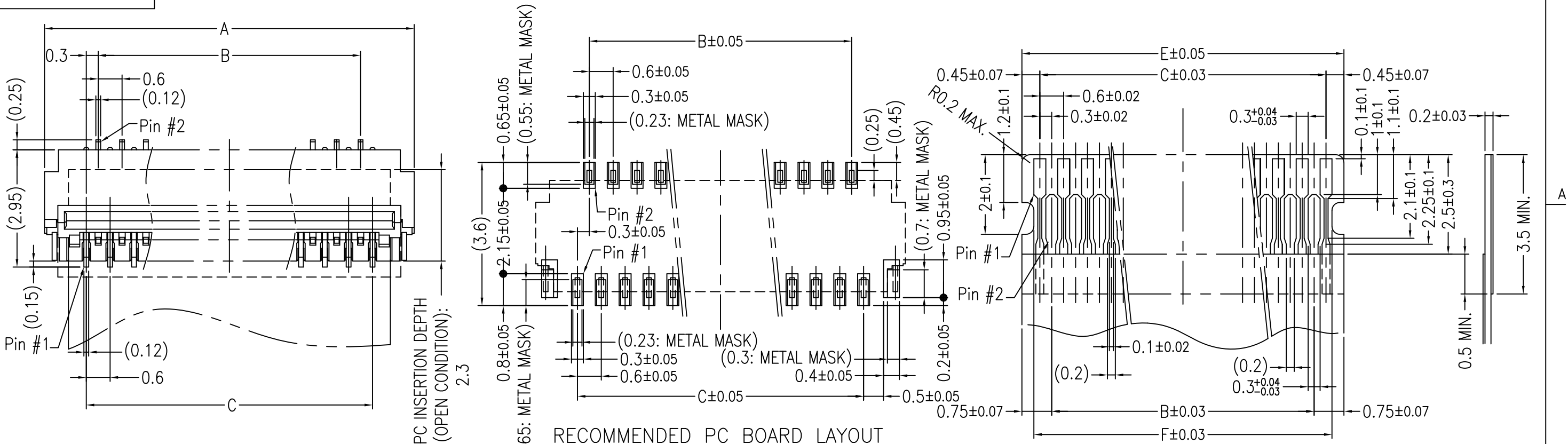


VIEW "A" (N.S.)
矢視 "A" (N.S.)

mat'l. code		surface		tolerance		projection		product family	
SEE_TABLE		ISO 1302	ISO 406	ISO 1101	MM		FFC-FPC SYSTEMS		
ltr	ecn no	dr	date	tolerances unless otherwise specified		MM		title	
A	J06-0368	Y.K	09/06/'06	angles	linear	O.X/±0.3		ASSEMBLY	
B	J07-0472	Y.K	2007-9-21	0°±3'		O.XX/±0.3		0.3mm PITCH CONNECTOR FOR FPC	
C	J08-0064	Y.K	2008-2-12	0°±3'		O.XXX/±0.3		YLL-U Series	
D	J08-0419	Y.K	2008-10-29	dr	Y.KAMEDA	2019-04-19		dwg no	sheet 1 of 4
E	J11-0067	Y.K	2011-03-16	enrg	Y.KAMEDA	2019-04-19		size	5
F	J11-0284	Y.K	2011-12-15	chr	H.SUZUKI	2019-04-19		10064555	
G	ELX-J-33301	Y.K	2019-04-19	appd	N.SASAME	2019-04-19		CUSTOMER Drawing	
sheet	revision	G	G	G	G				
index	sheet	1	2	3	4				

PRODUCT NO.

10064555--**21**LF



NOTE

1.MATERIAL

1)HOUSING:THERMOPLASTIC RESIN,UL94V-0, BLACK

2)ACTUATOR:THERMOPLASTIC RESIN,UL94V-0, BEIGE

3)CONTACT:COPPER ALLOY

4)FIXING TAB: COPPER ALLOY

2.FINISH

1)CONTACT: ALL OVER Ni,(CONTACT AREA) Au FLASH. ,(SOLDER TAIL AREA) Au FLASH.

2)FIXING TAB: ALL OVER Ni , Sn PLATING 1.5~3.5μm

3.CO-PLANARITY: 0.1 MAX.

4.THICKNESS OF A METAL MASK: 0.1mm

5.FPC

1)ADHESIVE METHOD OF SUPPORTING TAPE SHALL BE HEAT CRIMPING METHOD AND THERMOSETTING ADHESIVE MATERIAL SHALL BE USED.

6.PRODUCT

1)RECOMMENDED PCB LAYOUT and FPC ARE THE SAME AS 10061122 Series (YLL-DOWN CONTACT TYPE).

7.OTHER

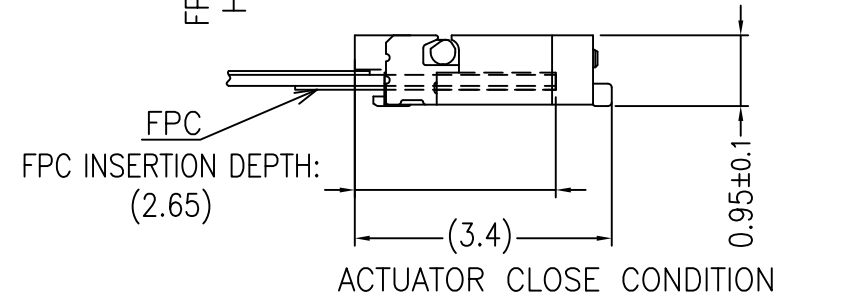
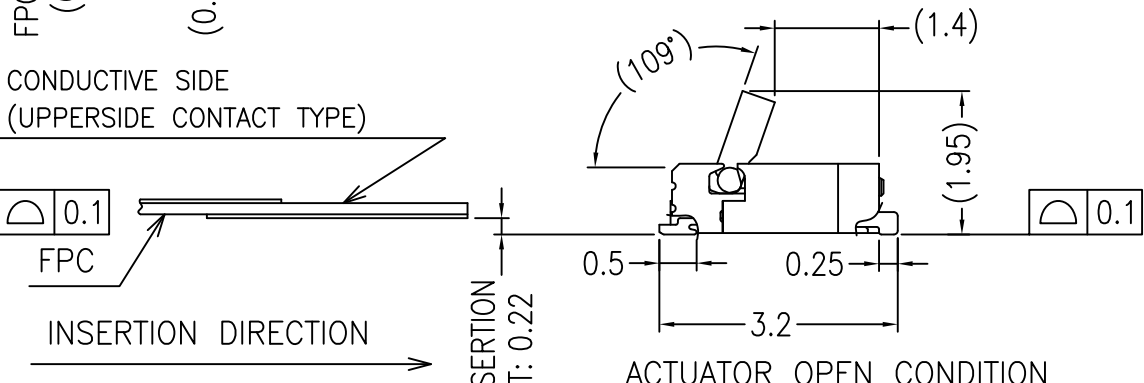
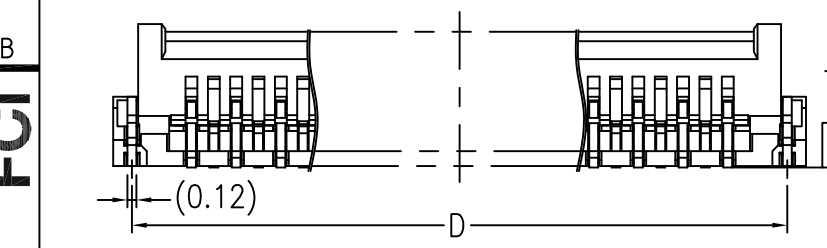
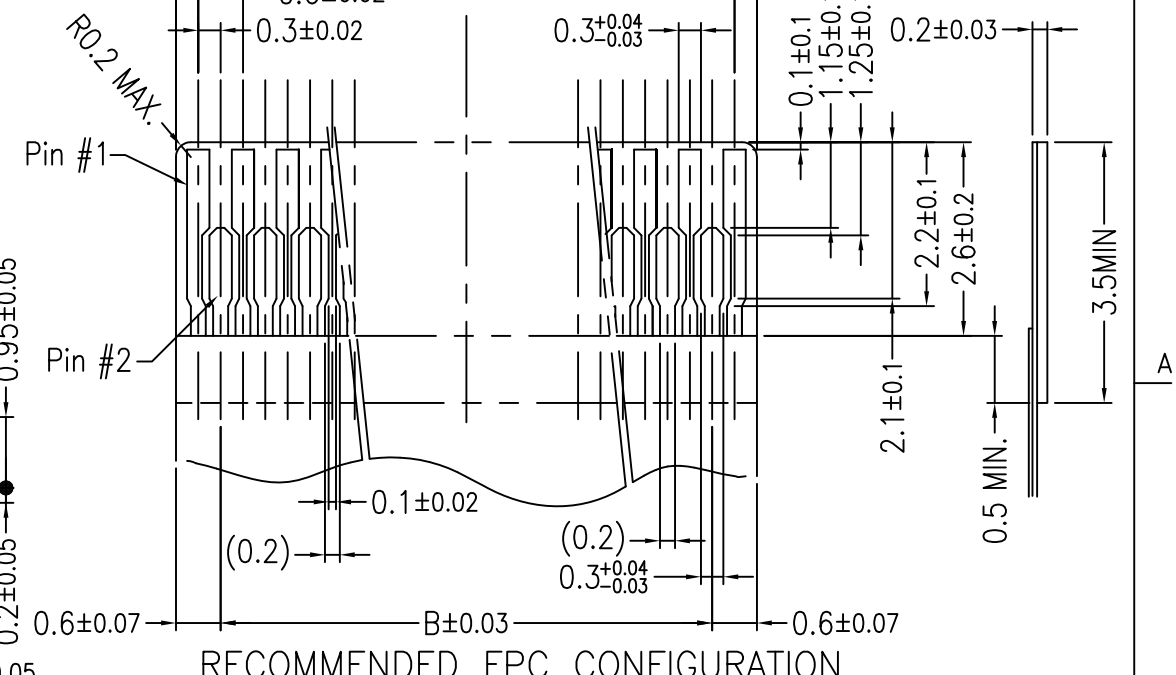
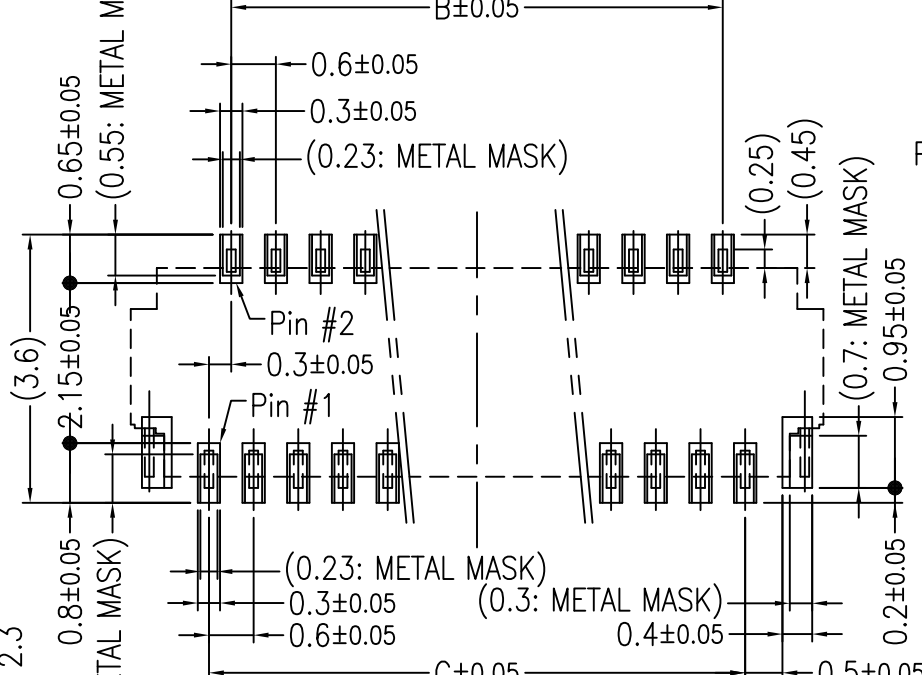
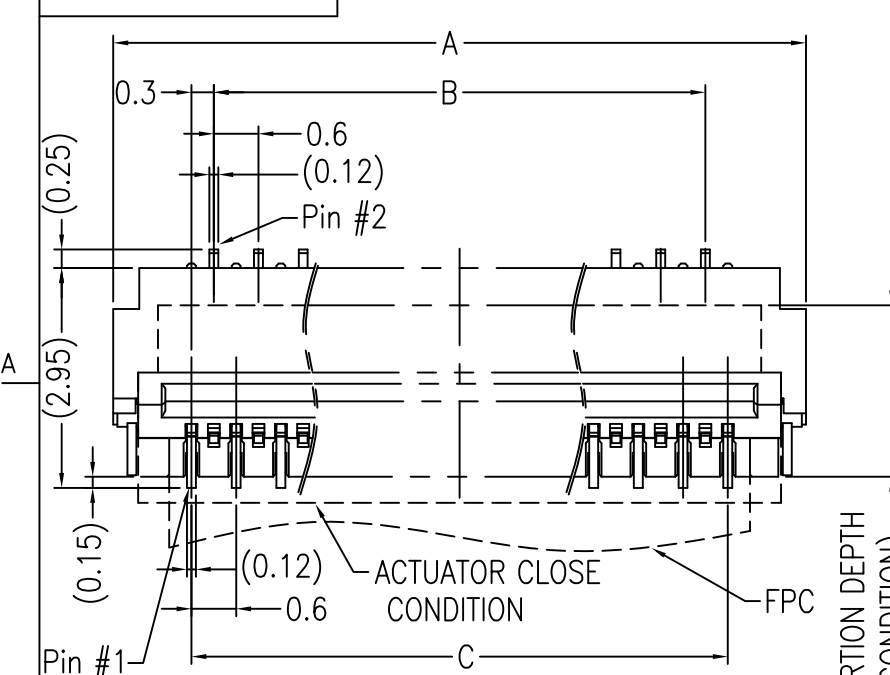
This product meets European Union Directives and other country regulations as described in GS-47-0004.

10064555-39211LF	13.5	10.8	11.4	13.0	12.3	11.7
10064555-39212HLF	13.5	10.8	11.4	13.0	12.3	11.7
10064555-35211LF	12.3	9.6	10.2	11.8	11.1	10.5
10064555-33211LF	11.7	9	9.6	11.2	10.5	9.9
10064555-31211LF	11.1	8.4	9	10.6	9.9	9.3
10064555-25211LF	9.3	6.6	7.2	8.8	8.1	7.5
10064555-21211LF	8.1	5.4	6.0	7.6	6.9	6.3
10064555-15211LF	6.3	3.6	4.2	5.8	5.1	4.5
P/N	A	B	C	D	E	F

mat'l. code		surface		tolerance		projection		product family	
SEE_TABLE		ISO 1302 ✓		ISO 406 ISO 1101				FFC-FPC SYSTEMS	
ltr		ecn no		dr		date		title	
G		ECN-J-33301		Y.K		2019-04-19		ASSEMBLY	
		angles		linear				0.3mm PITCH CONNECTOR FOR FPC	
		0°±3'		0.X/±0.3		MM		YLL-U Series	
				0.XX/±0.3		scale 10:1		dwg no	
				0.XXX/±0.3				sheet 2 of 4	
		dr		Y.KAMEDA		2019-04-19		size	
		enr		Y.KAMEDA		2019-04-19		5	
		chr		H.SUZUKI		2019-04-19		10064555	
		appd		N.SASAME		2019-04-19		A3	
sheet		revision						type	
index		sheet						Product Customer Drawing	

PRODUCT NO.

10064555-**22*LF



10064555-41221LF	14.1	11.4	12.0	13.6	12.6
10064555-39221LF	13.5	10.8	11.4	13.0	12.0
10064555-37221LF	12.9	10.2	10.8	12.4	11.4
10064555-33221LF	11.7	9	9.6	11.2	10.2
10064555-31221LF	11.1	8.4	9	10.6	9.6
10064555-27221LF	9.9	7.2	7.8	9.4	8.4
10064555-25221LF	9.3	6.6	7.2	8.8	7.8
10064555-23221LF	8.7	6	6.6	8.2	7.2
10064555-21221LF	8.1	5.4	6.0	7.6	6.6
10064555-15222HLF	6.3	3.6	4.2	5.8	4.8
P/N	A	B	C	D	E

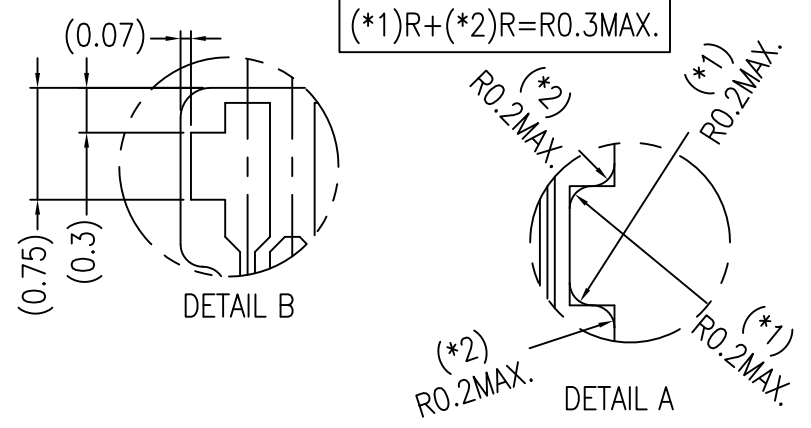
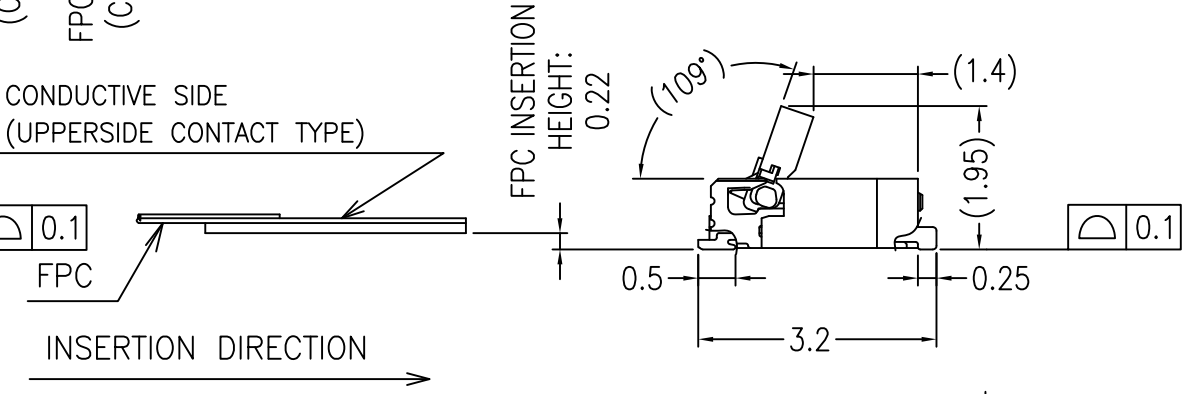
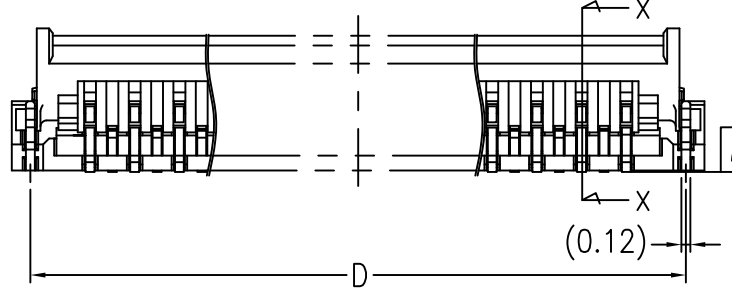
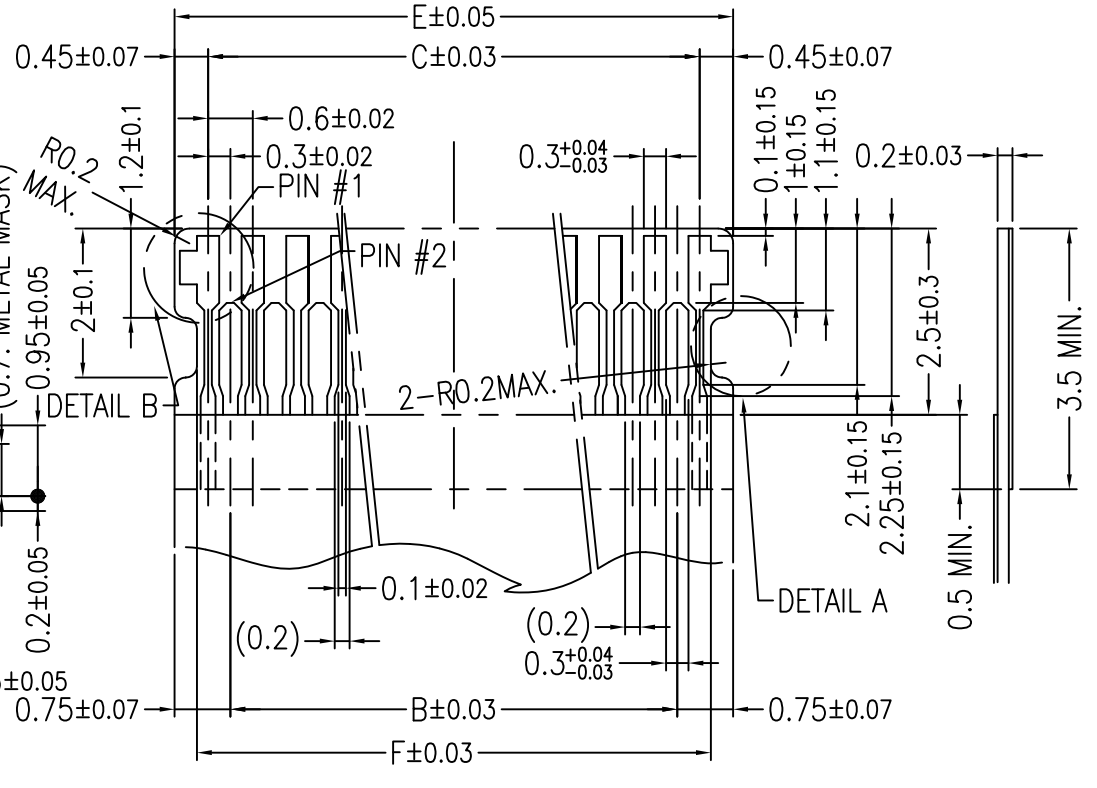
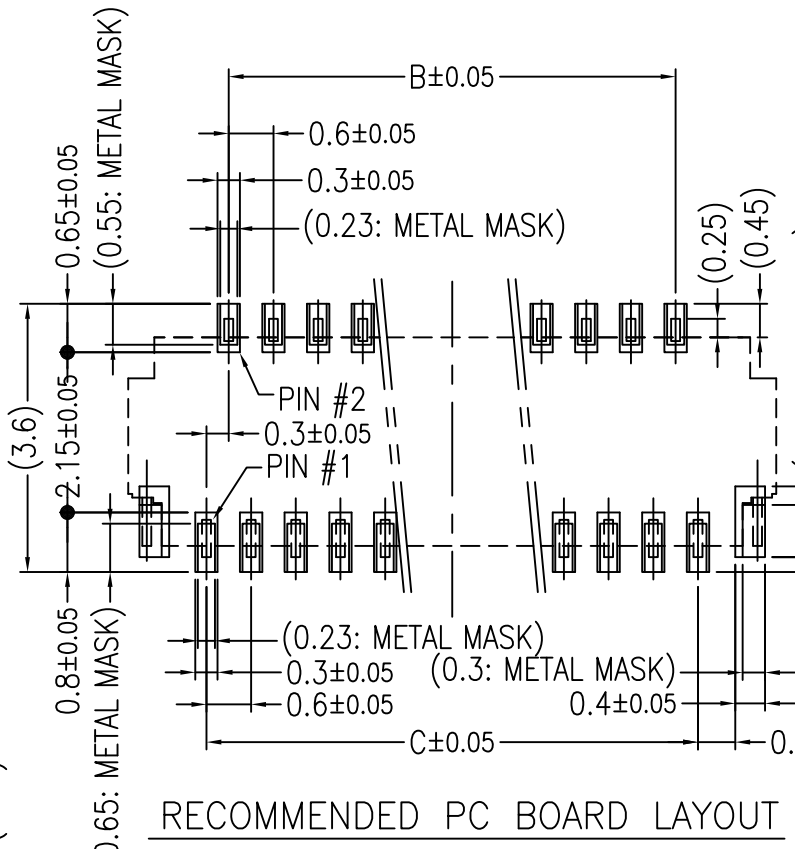
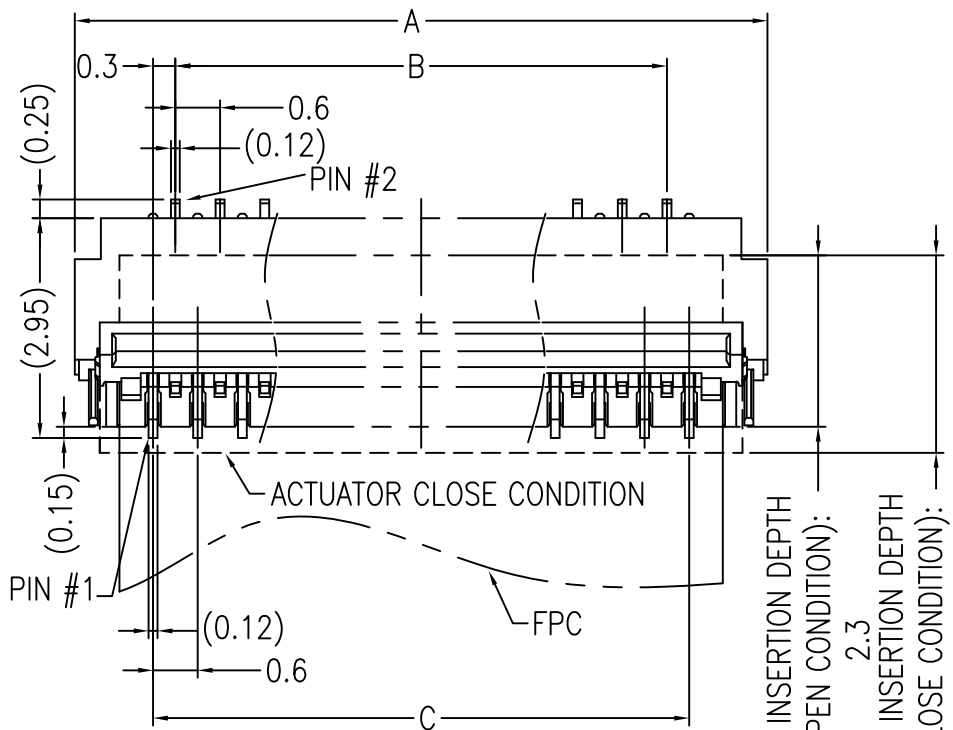
- NOTE
- MATERIAL
 - HOUSING: THERMOPLASTIC RESIN, UL94V-0, BLACK
 - ACTUATOR: THERMOPLASTIC RESIN, UL94V-0, BEIGE
 - CONTACT: COPPER ALLOY
 - FIXING TAB: COPPER ALLOY
 - FINISH
 - CONTACT: ALL OVER Ni, (CONTACT AREA) Au FLASH. (SOLDER TAIL AREA) Au FLASH.
 - FIXING TAB: ALL OVER Ni, Sn PLATING 1.5~3.5μm
 - CO-PLANARITY: 0.1 MAX.
 - THICKNESS OF A METAL MASK: 0.1mm
 - FPC
 - ADHESIVE METHOD OF SUPPORTING TAPE SHALL BE HEAT CRIMPING METHOD AND THERMOSETTING ADHESIVE MATERIAL SHALL BE USED.
 - PRODUCT
 - RECOMMENDED PCB LAYOUT and FPC ARE THE SAME AS 10061122 Series (YLL-DOWN CONTACT TYPE).
 - OTHER

This product meets European Union Directives and other country regulations as described in GS-47-0004.

mat'l. code		surface		tolerance		projection		product family	
SEE_TABLE		ISO 1302 ✓		ISO 406 ISO 1101				FFC-FPC SYSTEMS	
		tolerances unless otherwise specified		O.X/±0.3		MM		title	
ltr ecn no dr date		angles linear		O.XX/±0.3				ASSEMBLY	
G ECN-J-33301 Y.K 2019-04-19		0°±3'		O.XXX/±0.3		scale 10:1		0.3mm PITCH CONNECTOR FOR FPC	
								YLL-U Series	
		dr Y.KAMEDA 2019-04-19						dwg no	
		enr Y.KAMEDA 2019-04-19						sheet 3 of 4	
		chr H.SUZUKI 2019-04-19						size	
		appd N.SASAME 2019-04-19						5	
sheet index		revision sheet						10064555	
								A3	
								type	
								Product Customer Drawing	

PRODUCT NO.

10064555-XX252HLF



NOTE
 1.MATERIAL
 1)HOUSING:THERMOPLASTIC RESIN,UL94V-0, BLACK
 2)ACTUATOR:THERMOPLASTIC RESIN,UL94V-0, BEIGE
 3)CONTACT:COPPER ALLOY
 4)FIXING TAB: COPPER ALLOY
 2.FINISH
 1)CONTACT: ALL OVER Ni,(CONTACT AREA) Au FLASH. ,(SOLDER TAIL AREA) Au FLASH.
 2)FIXING TAB: ALL OVER Ni, Sn PLATING 1.5~3.5μm
 3.CO-PLANARITY: 0.1 MAX.
 4.THICKNESS OF A METAL MASK: 0.1mm
 5.FPC
 1)ADHESIVE METHOD OF SUPPORTING TAPE SHALL BE HEAT CRIMPING METHOD AND THERMOSETTING ADHESIVE MATERIAL SHALL BE USED.
 6.PRODUCT
 1)RECOMMENDED PCB LAYOUT and FPC ARE THE SAME AS 10061122 Series(YLL-DOWN CONTACT TYPE).
 7.OTHER
 This product meets European Union Directives and other country regulations as described in GS-47-0004.

10064555-27252HLF	9.9	7.2	7.8	9.4	8.7	8.1
10064555-23252HLF	8.7	6.0	6.6	8.2	7.5	6.9
10064555-21252HLF	8.1	5.4	6.0	7.6	6.9	6.3
10064555-17252HLF	6.9	4.2	4.8	6.4	5.7	5.1
P/N	A	B	C	D	E	F

mat'l. code		surface ISO 1302		tolerance ISO 406 ISO 1101		projection		product family HPL538 FLEX0.3	
ltr	ecn no	dr	date	tolerances unless otherwise specified		MM		title	
G	ECN-J-33301	Y.K	2019-04-19	angles	linear	O.X/±0.3 O.XX/±0.3 O.XXX/±0.3		ASSEMBLY	
sheet index		revision sheet		dr		scale 10:1		0.3mm PITCH CONNECTOR FOR FPC YLL-U Series	
				Y.KAMEDA 2019-04-19		Amphenol FCI		dwg no	
				Y.KAMEDA 2019-04-19				sheet 4 of 4	
				H.SUZUKI 2019-04-19				size 5	
				N.SASAME 2019-04-19				10064555	
								A3	
								type	
								CUSTOMER Drawing	