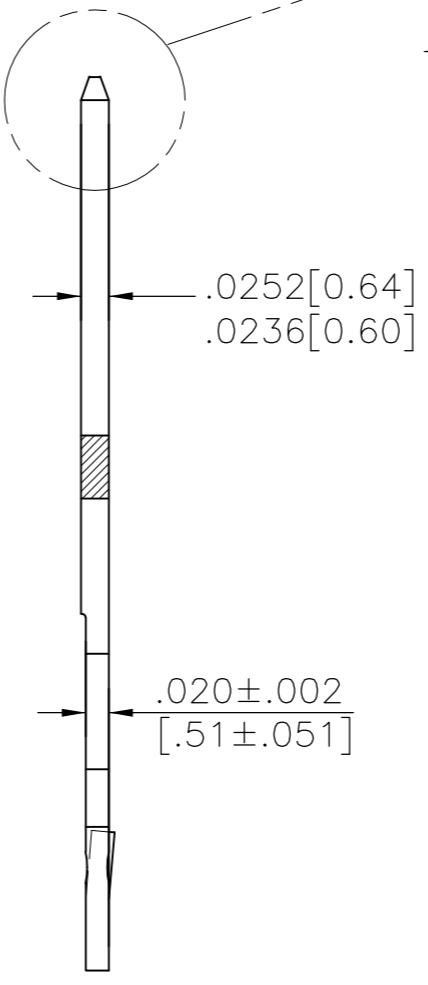
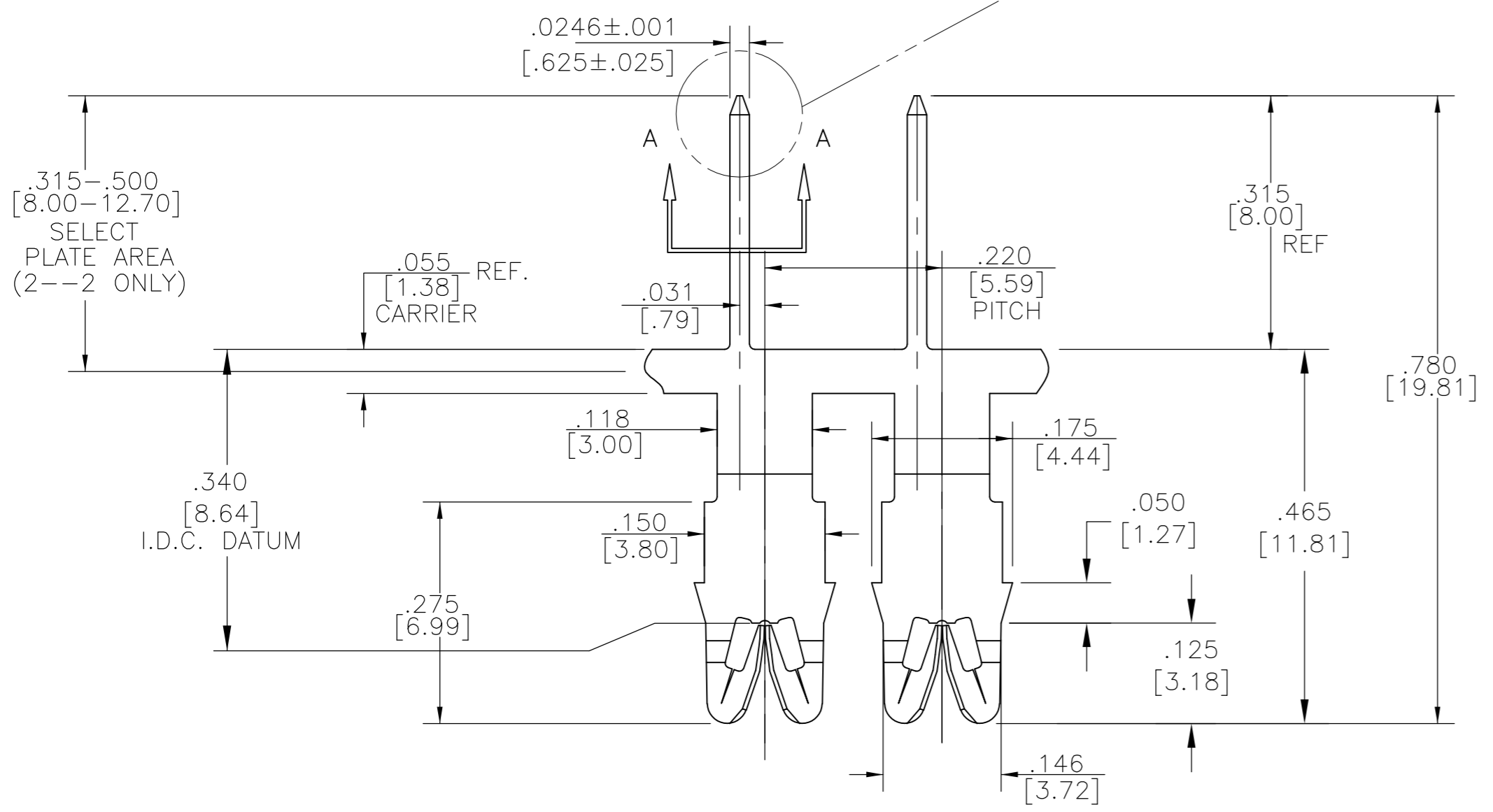
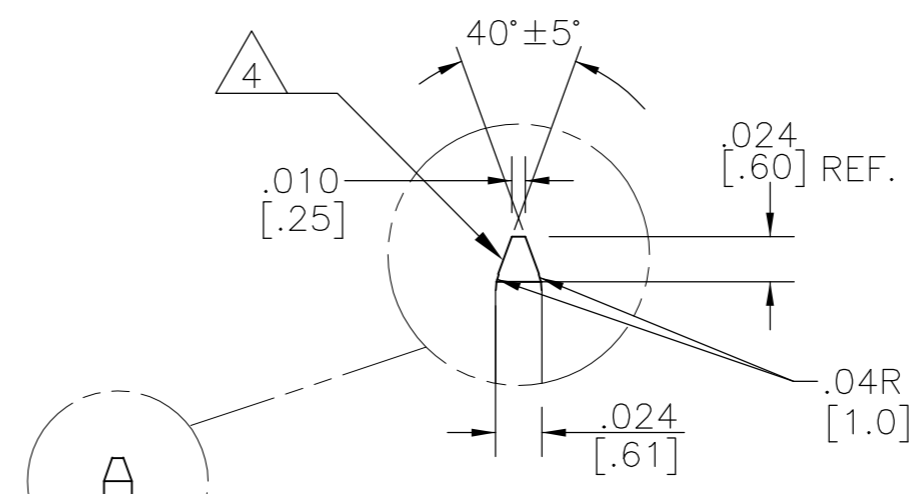
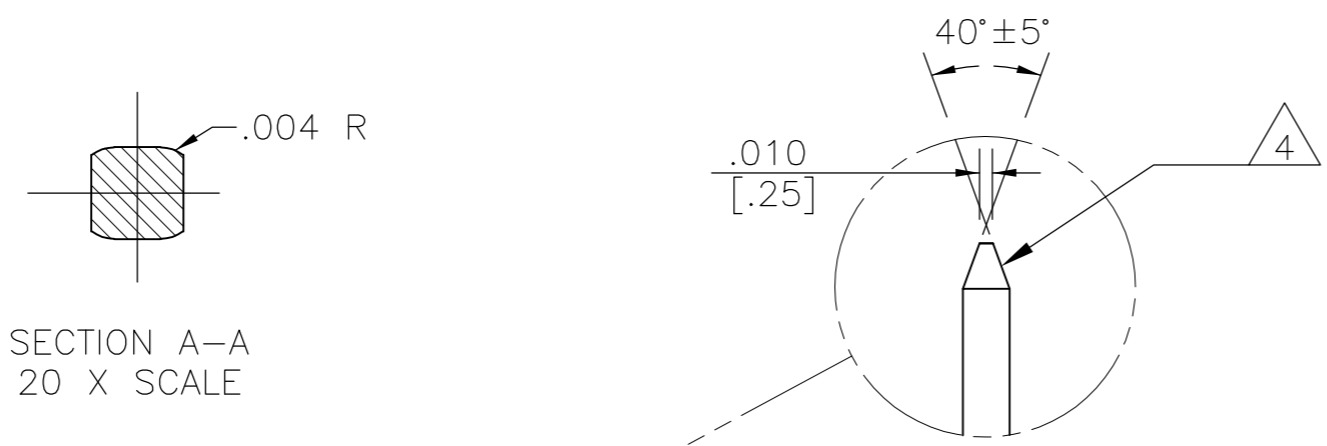
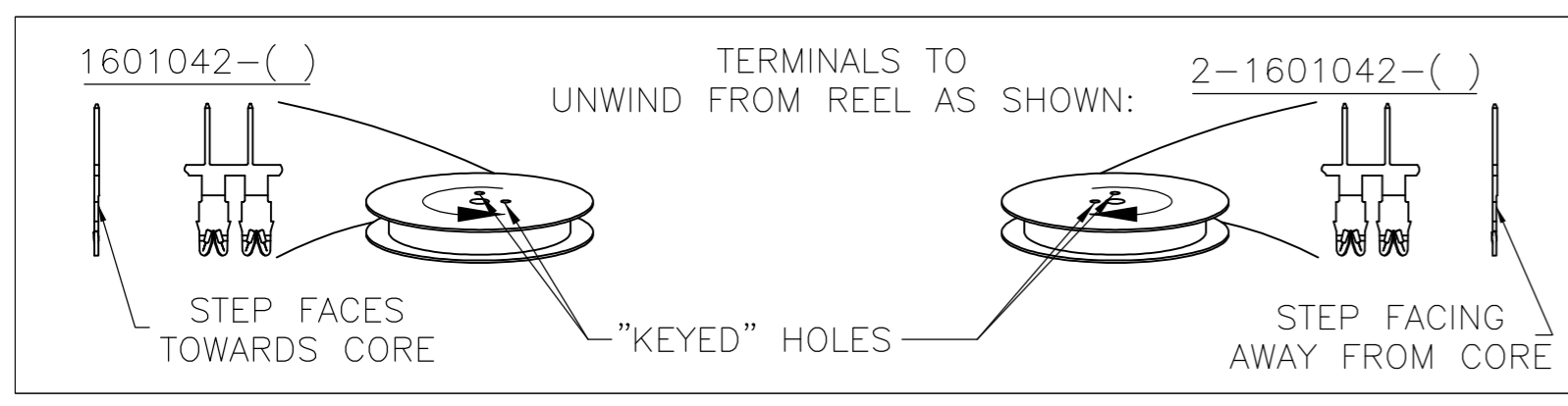
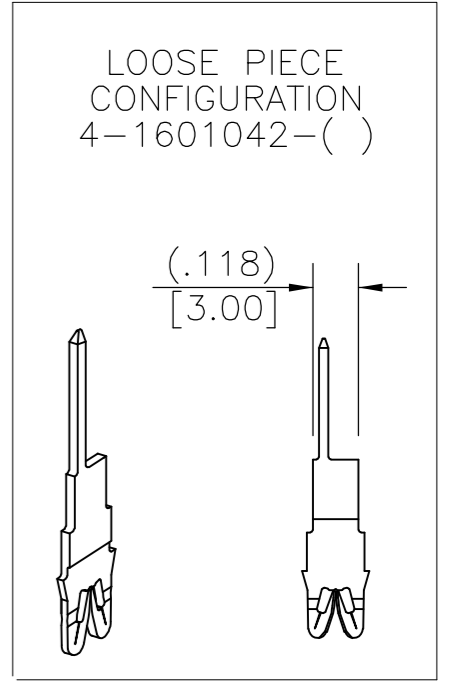


THIS DRAWING IS UNPUBLISHED. RELEASED FOR PUBLICATION
 © COPYRIGHT - By - ALL RIGHTS RESERVED.

LOC		DIST		REVISIONS			
P	LTR	DESCRIPTION		DATE	DWN	APVD	
AF	50	C3		REVISED PER ECR-13-015346	03OCT2013	KH	GJ



- 1 SPECIFICATIONS:
MAGNET WIRE #18 - #34 AWG,
.040"(1.02mm)-.006"(0.16mm) DIA COPPER.
OTHER SIZES MAY BE ACCOMMODATED,
CONSULT TYCO ELECTRONICS FOR APPROVAL.
- 2 POCKET RECOMMENDATION:
#1601424
- 3 TERMINAL APPLICATION TO COMPLY WITH
TYCO ELECTRONICS SPECIFICATION 114-13166.
CONSULT TYCO ELECTRONICS ENGINEERING
FOR THE PROPER INSERTION DEPTH.
- 4 TIP MAY BE RADIUSED WITHIN DIMENSIONS
SHOWN AND HAVE CONVEX SIDES.
- 5 TWO(2) TERMINALS SHOWN FOR ILLUSTRATION
PURPOSES ONLY
- 6 PRELIMINARY - NOT FOR PRODUCTION



-	-	-
-	-	-
-	-	-
PRE-TIN PLATE OVER NICKEL UNDERPLATE	-	2-1601042-3
SELECTIVE POST TIN PLATE OVER NICKEL UNDERPLATE	131-090-120	2-1601042-2
UNPLATED	131-089-000	1601042-1
FINISH	REFERENCE PART NUMBER	PART NUMBER

THIS DRAWING IS A CONTROLLED DOCUMENT.		DWN	J.WELLER	11JAN2002
DIMENSIONS: INCHES		CHK	M.FEHER	11JAN2002
TOLERANCES UNLESS OTHERWISE SPECIFIED:		APVD	K.RANDOLPH	11JAN2002
0 PLC	± -	NAME		
1 PLC	± -	TE Connectivity		
2 PLC	± .01[0.25]	STANDARD WIRE RANGE TO OFFSET SQUARE PIN SIAMEZE TERMINAL		
3 PLC	± .005[0.13]	SIZE CAGE CODE DRAWING NO RESTRICTED TO		
4 PLC	± -	A2 00779 C=1601042		
ANGLES	± 2°	SCALE 1:1 SHEET 1 OF 1 REV C3		
MATERIAL	FINISH	CUSTOMER DRAWING		
BRASS, 3/4 HARD	SEE TABLE			