



SP160604 Series 9Watt LED Bulb for Dual AC/DC Operation



9watt LED bulb for dual AC/D operation
Operates from 105-280VDC and from 110-130VAC



Key Benefits

- A versatile LED lamp for dual AC/DC operation for general lighting with the ability to operate from 105 through 280 VDC, and from 110 to 130 VAC
- Replaces a 100W incandescent bulb with a 9W LED with comparable light
- Ideal for enclosed fixture due to the temperature sensing and fold-back circuitry which protect the LED from over-temperature conditions
- The VCC LED lamp is 9W, so it draws less than 1/10th the energy of the 100 W incandescent bulb and less than 1/20th of the power demanded of the 200 W bulb.
- Developed for demanding power-plant, turbine hall, emergency backup power applications
- Compatible with the existing bulbs (standard E26 base, standard A21 shape), and can be replaced on a fixture-by-fixture basis.
- Incandescent bulbs have a rated life of 1000 hours, VCCs LED lamp is rated at 50,000 hours to L80
- Operates safely in fully enclosed fixtures

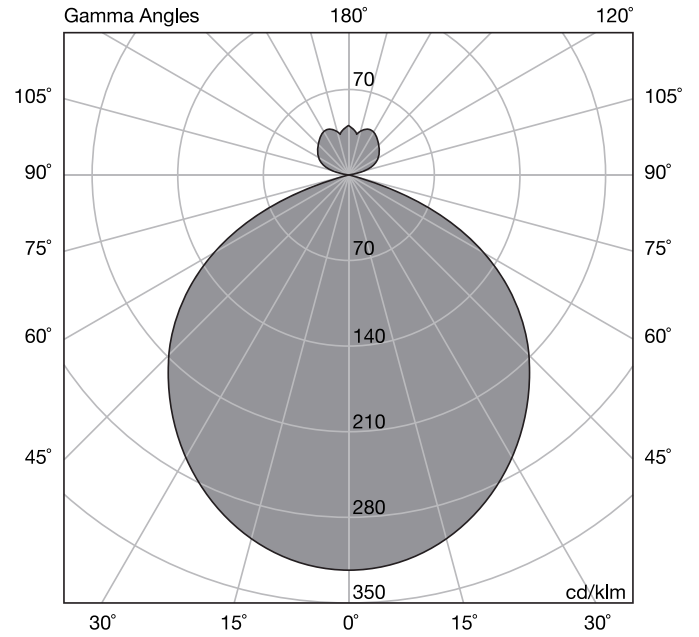
Features

- Replaces a 100W incandescent bulb with a 9W LED with comparable light
- AC/DC operation for seamless backup systems – no UPS required
- Operate from 105 through 280 VDC, and from 110 to 130 VAC
- Available in other color temperatures: 2700K, 3000K, 3500K, 4000K, 5000K, 5700K and 6500K
- Quick and easy installation and reduces overall cost due to less-frequent replacements
- Standard E26 base and A21 shape fits all applications
- UL/CSA 1993 compliant for fully-enclosed fixtures
- 5-year limited warranty
- cETLus listed

Product Specifications

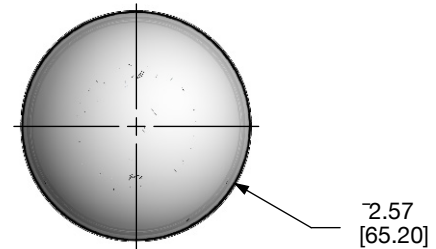
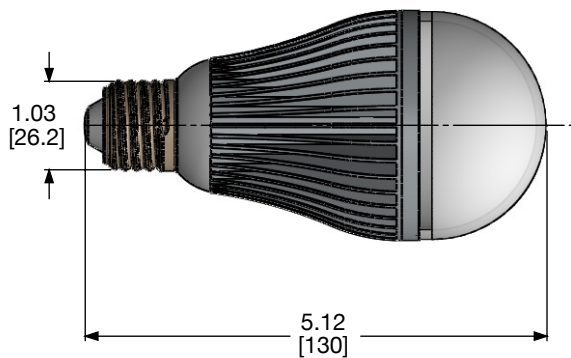
Product Model	SP160604-50K LED AC/DC A21 Lamp 5000K
Type	LED
Base	E26 Medium base
Power (W)	9
Voltage	110-130VAC , 105-280VDC
Color Temp. (ANSI)	Daylight 5000K
CRI (Ra) (typ.)	84
Typical lumens (lm)	980
Efficacy (LPW)	109
Dimmable	No
Power Factor	0.9
Rated Lifetime - L80 (hrs)	50,000
Dia. x MOL	2.57"x5.12" (65.20x130mm)
Operating Temp	-25°C - 50°C

Light measurements



Product Dimensions

All dimensions are in inches [mm]



Ordering Data

Part Numbers	Watt	Base	Shape	Kelvin
SP160604-27K	9watt	E26	A21	2700 Kelvin
SP160604-30K	9watt	E26	A21	3000 Kelvin
SP160604-35K	9watt	E26	A21	3500 Kelvin
SP160604-40K	9watt	E26	A21	4000 Kelvin
SP160604-50K	9watt	E26	A21	5000 Kelvin
SP160604-57K	9watt	E26	A21	5700 Kelvin
SP160604-65K	9watt	E26	A21	6500 Kelvin

Compliances and Approvals

