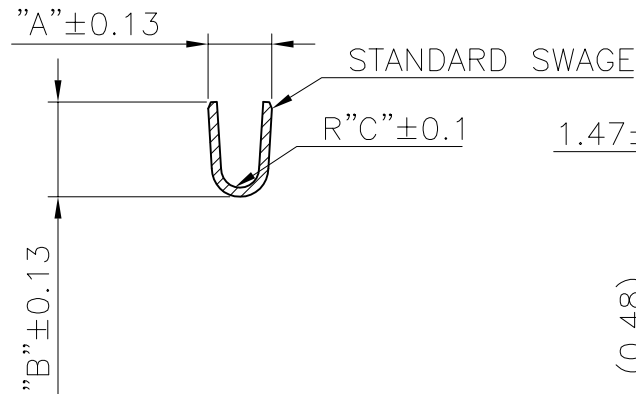
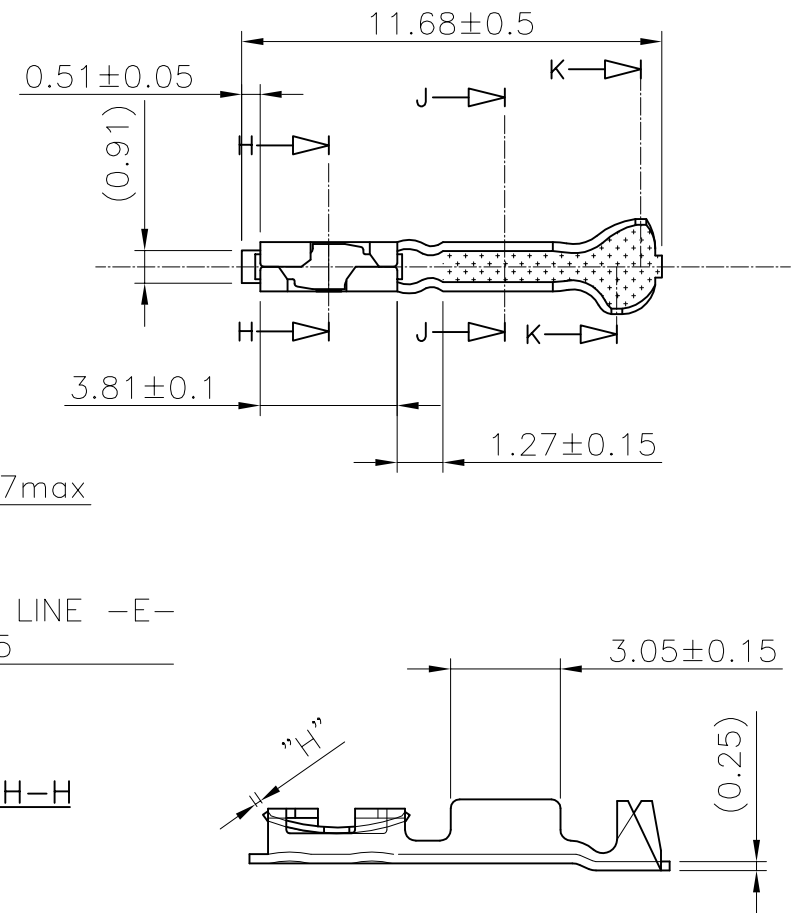
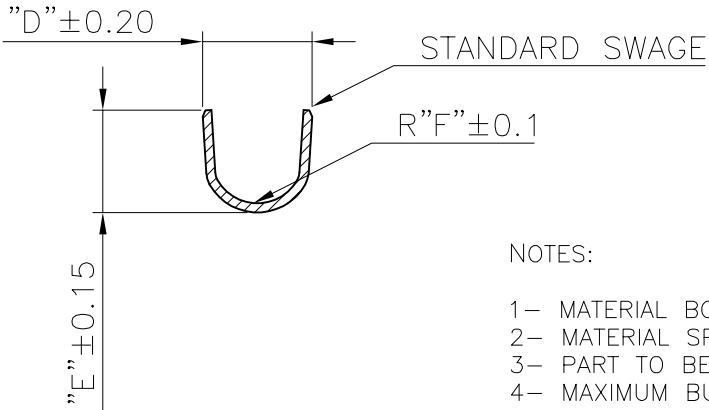


PRODUCT NO.	PLATING CODE	AWG RANGE	SPRING THICKNESS
75241-032LF	A	22-26	0.17
75241-031LF	A	22-26	0.09
75241-030LF	A	22-26	0.12
75241-029LF	A	28-32	0.17
75241-028LF	A	28-32	0.12
75241-027LF	B	22-26	0.17
75241-026LF	B	22-26	0.09
75241-025LF	B	22-26	0.12
75241-024LF	B	28-32	0.17
75241-023LF	B	28-32	0.12
75241-015LF	C	22-26	0.17
75241-014LF	C	22-26	0.09
75241-013LF	C	22-26	0.12
75241-004LF	C	28-32	0.17
75241-003LF	C	28-32	0.09
75241-002LF	C	28-32	0.12
75241-XXXLF IS SIMILAR TO 75241-XXX, THE SUFFIX 'LF' IS ADDED FOR LEAD FREE IDENTIFICATION.			

SECTION J-J
WIRE BARREL



SECTION K-K
INSULATION BARREL



NOTES:

- 1- MATERIAL BOX: BRASS ASTM B36, ALLOY C26000-H01.
 - 2- MATERIAL SPRING: BERYLLIUM COPPER ASTM B194, ALLOY C17200-TF00.
 - 3- PART TO BE LUBRICATED TO FACILITATE CRIMPING.
 - 4- MAXIMUM BURR ANY EDGE 0.08.
 - 5- BOTTOM SURFACE OF TERMINAL SHALL BE WITHIN 0.08 OVER 8.64 REF. LENGTH AS MEASURED ALONG DATUM LINE -E- ESTABLISHED AT C OF 1.37 DIMENSION PERFECT FORM NOT REQUIRED AT MMC.
 - 6- TAB CUT-OFF DIMENSION IS VERY CRITICAL WHEN USED IN CONJUNCTION WITH MINI-ROD AND MINI-LATCH HOUSING.
 - 7- PART TO MATE WITH 0.64 ± 0.05 SQUARE PIN.
 - 8- APPLICATION SPECIFICATIONS:
 - a- BUS-20-025 PRODUCT SPECIFICATION.
 - 9- RoHS COMPATIBLE PRODUCT SPECIFICATIONS
 - a- PLATING:
 - "LF" MEANS THE PRODUCT IS LEAD-FREE
 - b- LABELING:
 - MEETS PACKAGING SPECS AS PER GS-14-920
 - c- LEGAL STATEMENT: SEE GS-22-008
- THE PRODUCT IS NOT INTENDED TO BE EXPOSED TO A MANUFACTURING SOLDER PROCESS.

AWG RANGE	WIRE BARREL			INSULATION BRL.			INSULATION RANGE
	A	B	C	D	E	F	
22-26	1.78	1.78	0.43	1.70	1.93	0.56	0.51-1.14
28-32	1.37	1.47	0.28	1.70	1.93	0.56	0.51-1.14

PLATING CODE	PLATING THICKNESS			UNDER LAYER
	CONTACT AREA	INSIDE BOX	REMAINDER	
A	0.76µm Au	0.2µm Au	GOLD FLASH	1.3µm Ni
B	1.0µm Au	0.2µm Au	GOLD FLASH	1.3µm Ni
C	1.0µm Au	0.2µm Au	0.2µm Au	1.3µm Ni

mat'l. code SEE DRAWING		surface ISO 1302	tolerance ISO 406 ISO 101	projection mm	product family BERGCON
ltr	ecn no	dr	date	tolerances unless otherwise specified	title CTW MINI PV L. Pce SMALL INSULA.
C	F20410	OMA	92.08.03	±13	dwg no 75241
D	F05-0235	DLE	05.09.13	angles linear	
E	F05-0286	DLE	05.11.07	±2'	sheet 1 of 1
F	F06-0217	DLE	06.07.11	dr	size A3
G	F08-0160	PNZ	08.04.21	enr	type CUSTOMER Drawing
				chr	
				appd	
sheet index	revision sheet				