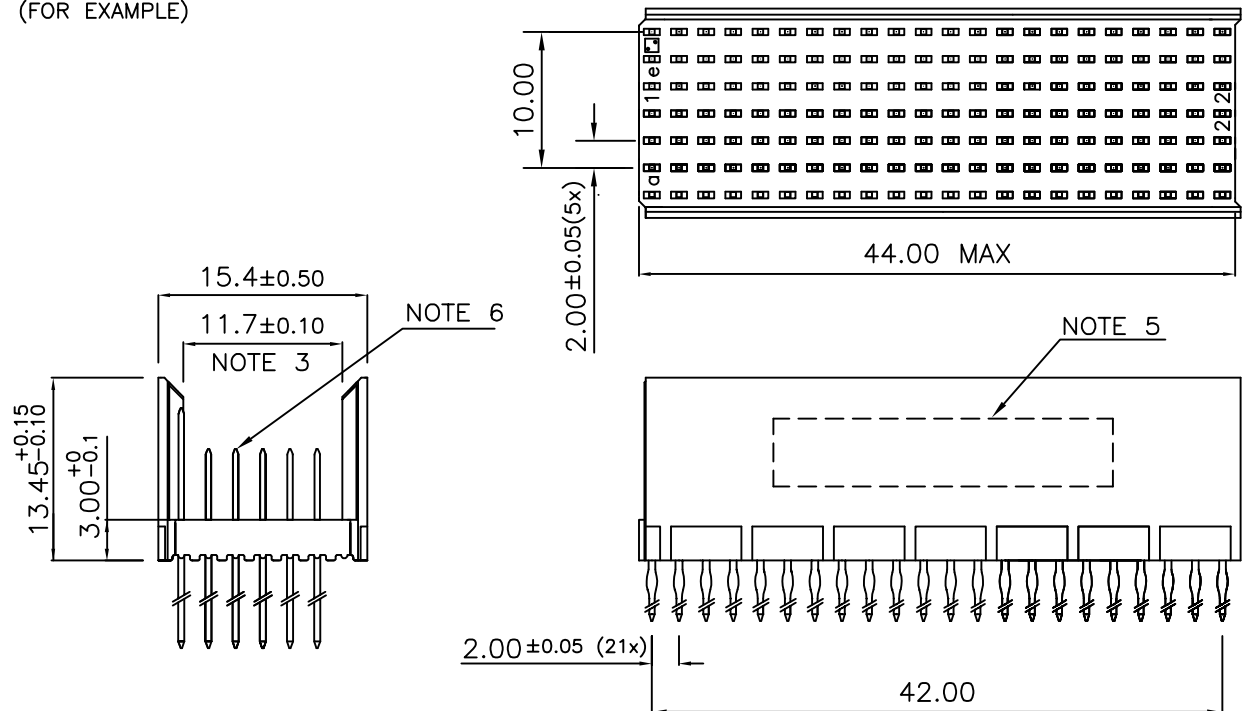


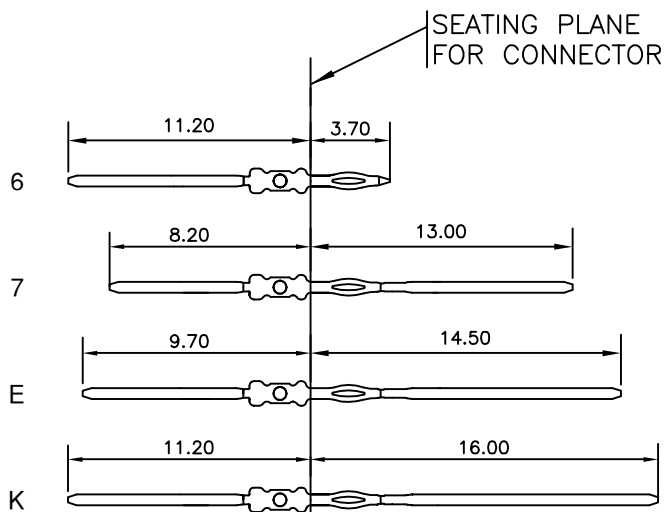
LOADING PATTERN MATING SIDE

f	K	K	K	K	K	K	K	K	K	6	6	K	K	K	K	K	K	K	K	K
e	7	7	7	7	7	7	7	7	7	7	7	7	7	7	7	7	E	E	E	E
d	7	7	7	7	7	7	7	7	7	7	7	7	7	7	7	E	E	E	E	
c	7	7	7	7	7	7	7	7	7	7	7	7	7	7	7	E	E	E	E	
b	7	7	7	7	7	7	7	7	7	7	7	7	7	7	7	E	E	E	E	
a	7	7	7	7	7	7	7	7	7	7	7	7	7	7	7	E	E	E	E	
z	0	0	0	0	0	0	0	0	0	0	0	0	0	0	0	0	0	0	0	
P	0	0	0	0	0	0	0	0	0	0	0	0	0	0	0	0	0	0	0	
S	1	5	0	1	5	0	1	5	0	1	5	0	1	5	0	1	5	0	1	

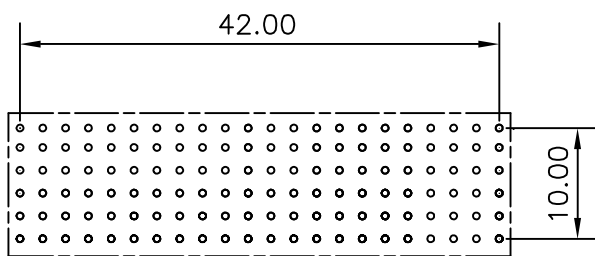
LOADED CONNECTOR ASSEMBLY (FOR EXAMPLE)



CONTACT OVERVIEW



LAY-OUT P.C.B.-HOLE



LEAD FREE INDICATOR : LF = LEAD FREE (DIGIT 15 & 16)

HM2P70PNE7Y5

PLATING CODE (DIGIT 13 AND 14) (REF DRW NO. BS,C , 201844 , 003)

NOTES

- THIS PRODUCT IS CSA APPROVED.
- THIS PRODUCT IS UL RECOGNIZED.
- MEASURED AT THE BOTTOM.
- MATERIAL CONTACT: PHOSPHORBRONZE
HOUSING: CREAM WHITE GLASS FILLED POLYESTER UL-94V0
- CONNECTOR PRINTED WITH P/N AND DATE CODE.
- FOR ACTUAL CONTACT LOADINGS, SEE LOADING PATTERN MATING SIDE.
- SHAPE OF CONNECTOR HOUSING CAN ALTER DEPENDING ON PRODUCTION LOCATION
- THE PRODUCT (LF) MEETS EUROPEAN UNION DIRECTIVES AND OTHER COUNTRY REGULATIONS AS DESCRIBED IN GS-22-008
- FOR RECOMMENDED PTH DIMENSIONS REFER DRAWING : BS, A , 201572 , 001

CATALOG NO: HM2P70PNE7Y5- ---

mat'l. code SEE NOTE 4				surface ISO 1302 ✓		tolerance ISO 406 ISO 1101		projection MM		product family MLLIPACS			
litr				ecn no		dr		date		tolerances unless otherwise specified		title	
A				I03-0012		JAY		27/ 05/ 2003		angles		MPACS 5+2R STR HDR PF CONN TYPE B 22 POS.	
B				I05-0171		MINI		23/ 09/ 2005		linear		MM	
C				I06-0077		MINI		19/ 06/ 2006		0°±1°		scale -	
								dr		JAYADEEP P		26/ 05/ 2003	
								enr		BIJU K PAUL		26/ 05/ 2003	
								chr		BIJU K PAUL		19/ 06/ 2006	
								appd		K V SIVADAS		19/ 06/ 2006	
sheet index		revision sheet		c								dwg no	
1		1										sheet 1 of 1	
												size	
												A3	
												type	
												Product Customer Drawing	



Copyright FCI