



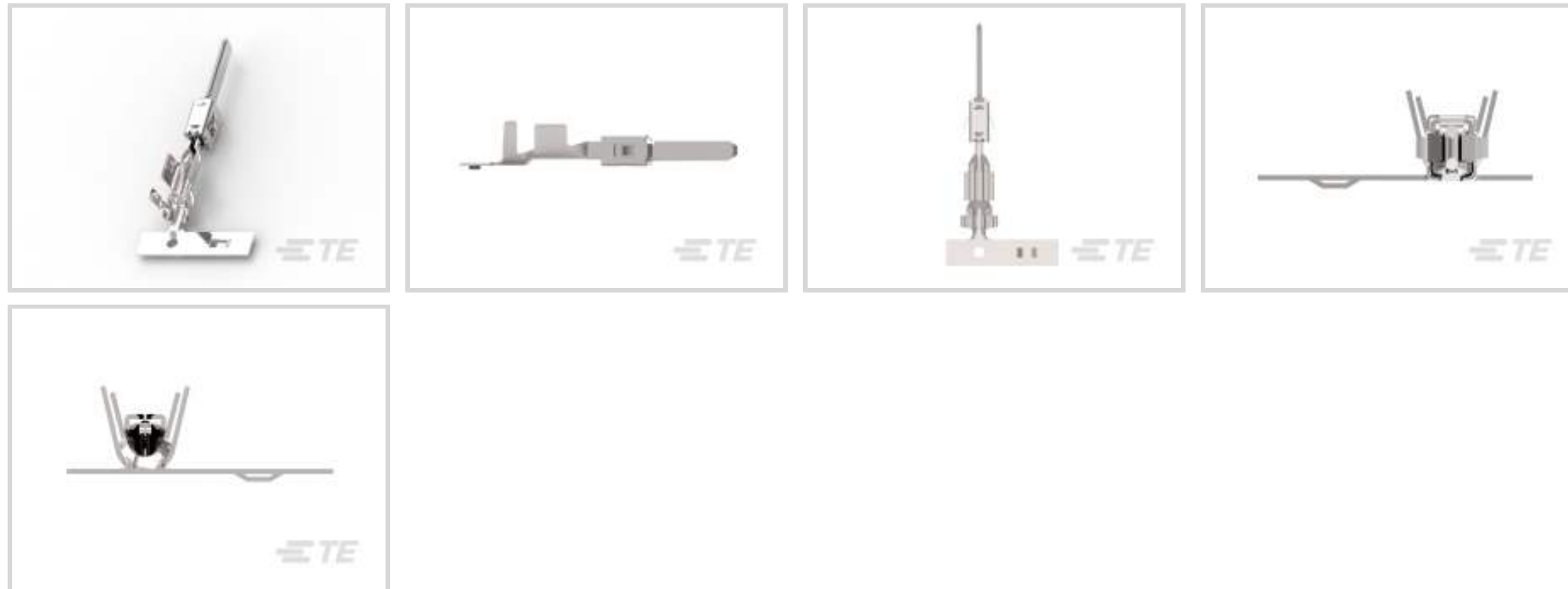
Timer Connector System

TE Internal #: 2-2141600-2

Automotive Terminals, Tab, Mating Tab Width 2.8 mm [.11 in], Tab Thickness .8 mm [.031 in], 13 – 11 AWG Wire Size, Timer Connector System

[View on TE.com >](#)

Terminals & Splices > Automotive Terminals > TIMER, RECEPTACLE AND TAB



Terminal Type: **Tab**

Mating Tab Width: **2.8 mm [.11 in]**

Mating Tab Thickness: **.8 mm [.031 in]**

Terminal Transmits: **25 – 40 A (Power)**

Wire Size: **13 – 11 AWG**

[All TIMER, RECEPTACLE AND TAB \(348\)](#)

Features

Product Type Features

Sealable	No
Primary Locking Feature	Locking Lance

Contact Features

Contact Size	2.8mm
Contact Fabrication	Stamped & Formed
Typical Current Rating	30 A
Crimp Type	F-Crimp
Terminal Type	Tab
Mating Tab Width	2.8 mm[.11 in]
Mating Tab Thickness	.8 mm[.031 in]
Interface Plating	Silver (Ag)

Termination Features

--	--



Termination Method to Wire & Cable	Crimp
Product Terminates To	Wire

Dimensions

Compatible Insulation Diameter Range	2.7 – 3.7 mm [.106 – .146 in]
Wire Size	2.5 – 4 mm ²
Wire Size Search	11 AWG, 12 AWG, 13 AWG

Usage Conditions

Insulation Option	Uninsulated
Operating Temperature (Max)	80 °C, 85 °C, 90 °C, 100 °C, 105 °C, 110 °C, 120 °C, 125 °C, 130 °C, 140 °C [176 °F][185 °F][194 °F][212 °F][221 °F][230 °F][248 °F][257 °F][266 °F][284 °F]
Operating Temperature Range	-40 – 140 °C [-40 – 284 °F]

Operation/Application

Compatible With Wire Base Material	Copper
------------------------------------	--------

Packaging Features

Packaging Quantity	2700
Packaging Method	Reel

Other

Terminal Transmits	25 – 40 A (Power)
--------------------	-------------------

Product Compliance

[For compliance documentation, visit the product page on TE.com>](#)

EU RoHS Directive 2011/65/EU	Compliant
EU ELV Directive 2000/53/EC	Compliant
China RoHS 2 Directive MIIT Order No 32, 2016	No Restricted Materials Above Threshold
EU REACH Regulation (EC) No. 1907/2006	Current ECHA Candidate List: JUNE 2023 (235) Candidate List Declared Against: JAN 2023 (233) Does not contain REACH SVHC
Halogen Content	Low Halogen - Br, Cl, F, I < 900 ppm per homogenous material. Also BFR/CFR/PVC Free
Solder Process Capability	Not applicable for solder process capability

Product Compliance Disclaimer

This information is provided based on reasonable inquiry of our suppliers and represents our current actual knowledge based on the information they provided. This information is subject to change. The part numbers that TE has identified as EU RoHS compliant have a maximum concentration of 0.1% by weight in homogenous materials for lead, hexavalent chromium, mercury, PBB, PBDE, DBP, BBP, DEHP, DIBP, and 0.01% for cadmium, or qualify for an exemption to these limits as defined in the Annexes of Directive 2011/65/EU (RoHS2). Finished electrical and electronic equipment products will be CE marked as required by Directive 2011/65/EU. Components may not be CE marked. Additionally, the part numbers that TE has identified as EU ELV compliant have a maximum concentration of 0.1% by weight in homogenous materials for lead, hexavalent chromium, and mercury, and 0.01% for cadmium, or qualify for an exemption to these limits as defined in the Annexes of Directive 2000/53/EC (ELV). Regarding the REACH Regulation, the information TE provides on SVHC in articles for this part number is based on the latest European Chemicals Agency (ECHA) 'Guidance on requirements for substances in articles' posted at this URL: <https://echa.europa.eu/guidance-documents/guidance-on-reach>

Compatible Parts



TE Part # 2305570-1
Strip Terminal Cutter-Side Feed-No Crimp




TE Part # 2103124-7
HVA280 2P HEADER ASSY, KEY G



TE Part # 1-2103124-2
HEADER ASSY, Ag SHIELD, KEY B, HVA280-2P



TE Part # 1-2103124-4
HEADER ASSY, Ag SHIELD, KEY D, HVA280-2P



TE Part # 2-2151634-1
OCEAN-2.0-APPLICATOR-S-120F160OV



TE Part # 2-2151634-2
OCEAN-2.0-APPLICATOR-S-120F160OV



TE Part # 2103169-1
OUTER HOUSING, CAP, KEY A, HVA280-2PHM



TE Part # 2103169-5
OUTER HOUSING, CAP, KEY E, HVA280-2PHM



TE Part # 2103191-1
CAP SUBASSY, KEY A, HVA280-2PHI



TE Part # 2103191-2
CAP SUBASSY, KEY B, HVA280-2PHI



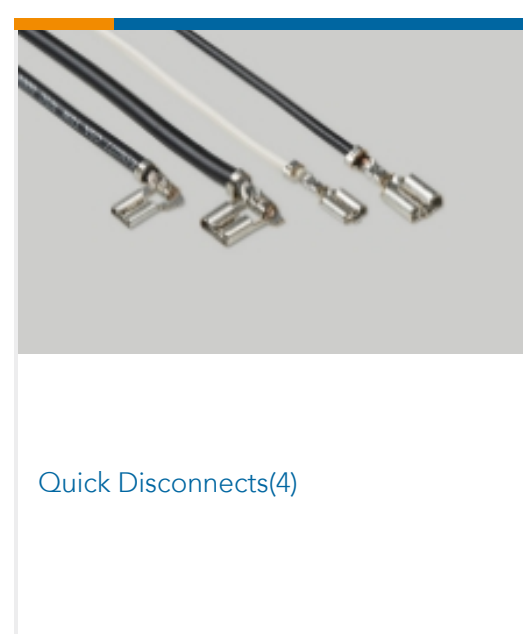
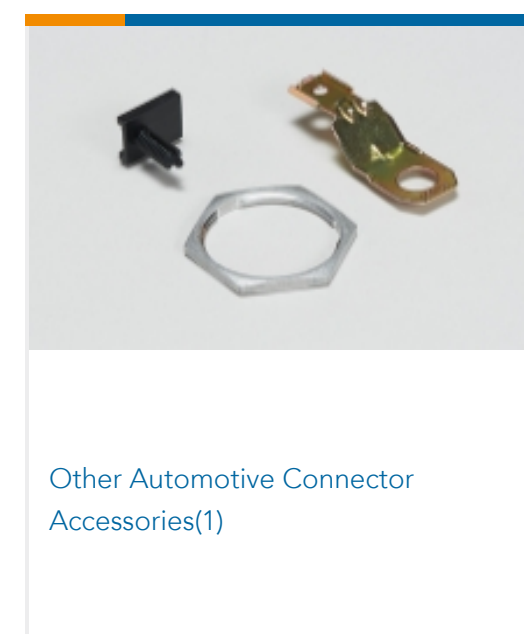
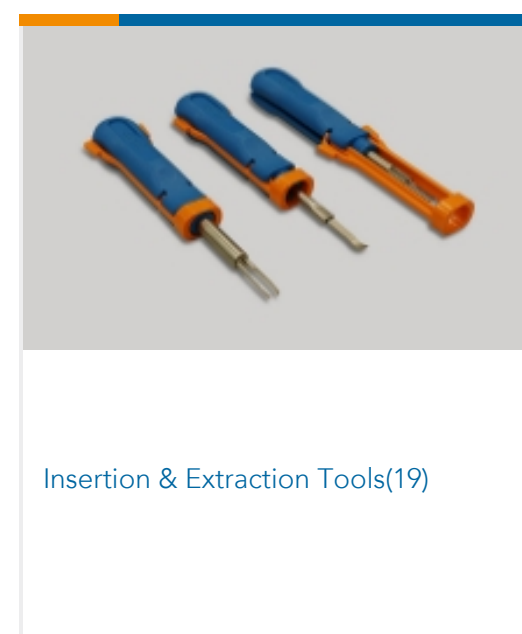
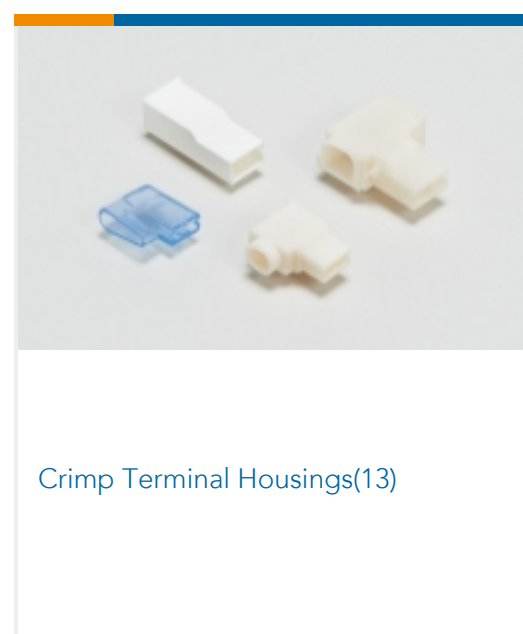

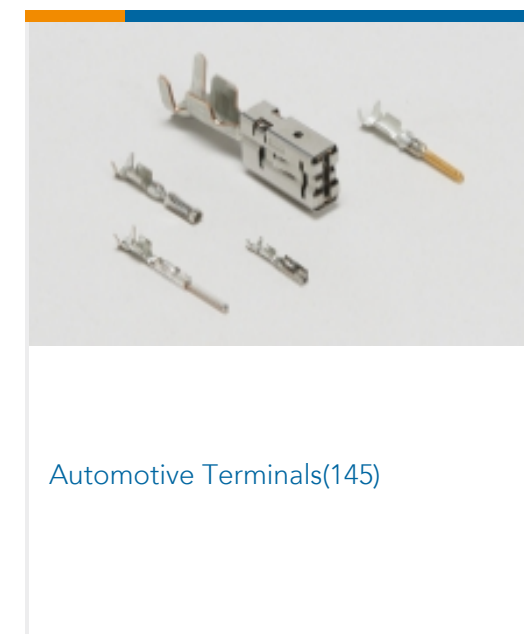
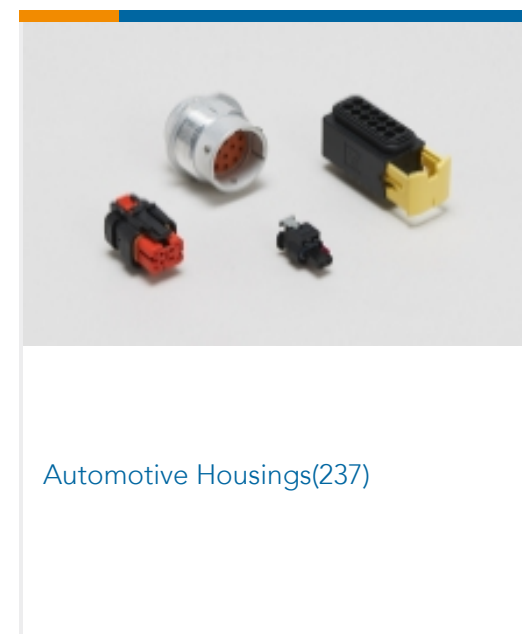
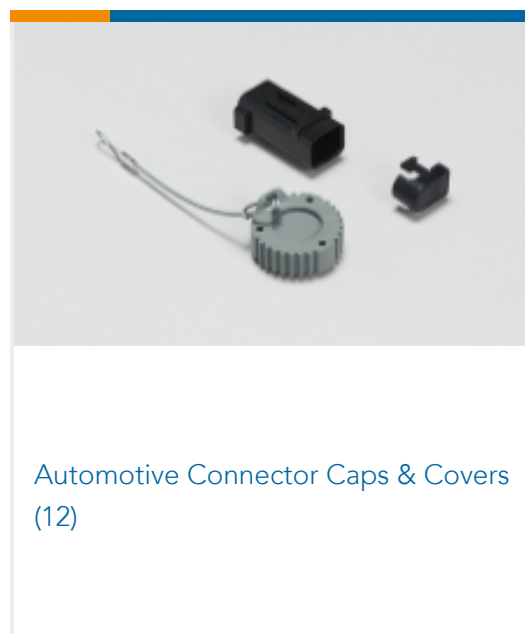
TE Part # 2103191-4
CAP SUBASSY, KEY D, HVA280-2PHI



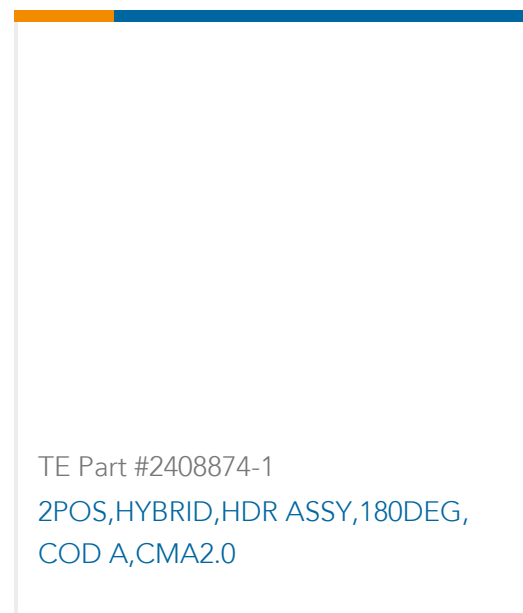
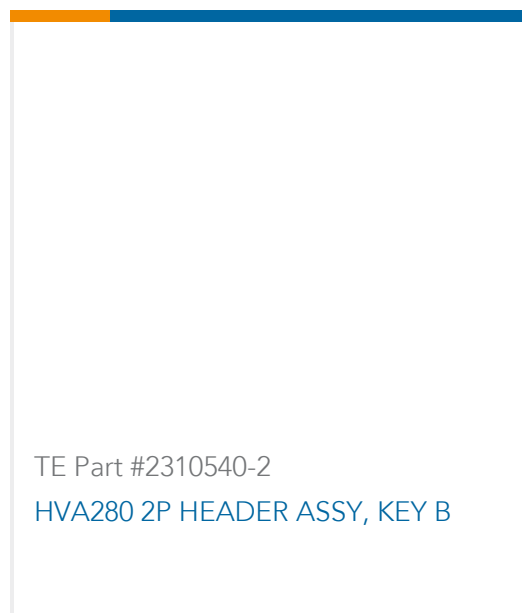
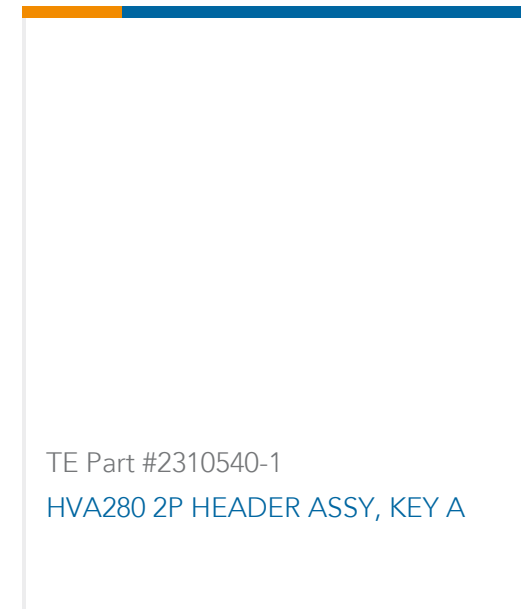
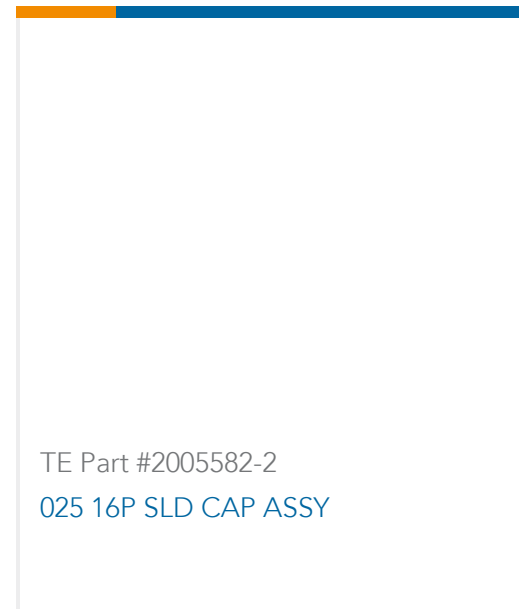
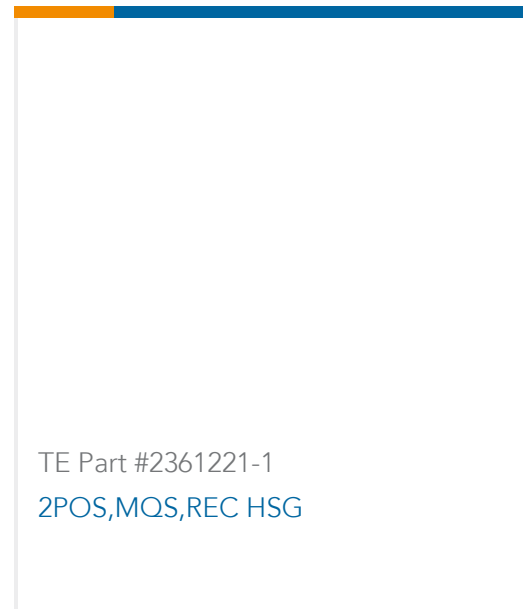
TE Part # 2103191-5
CAP SUBASSY, KEY E, HVA280-2PHI



Also in the Series | Timer Connector System



Customers Also Bought



Documents

Product Drawings

[TAB 2.8x0.8 CONTACT CF SRC Ag](#)

English

[TAB 2.8x0.8 CONTACT CF SRC Ag](#)

English

CAD Files

[3D PDF](#)

3D

Customer View Model

[ENG_CVM_CVM_2-2141600-2_A.2d_dxf.zip](#)

English

Customer View Model

[ENG_CVM_CVM_2-2141600-2_A.3d_igs.zip](#)

English

Customer View Model

[ENG_CVM_CVM_2-2141600-2_A.3d_stp.zip](#)

English

By downloading the CAD file I accept and agree to the [Terms and Conditions](#) of use.



Datasheets & Catalog Pages

Timer Interconnection System

English

Product Specifications

Application Specification

German

Application Specification

English

Application Specification

English

Application Specification

English