


# SSL1A12BDR

Harmony, Solid state slim relay, 2 A, random switching, input 15...30 V DC, output 24...280 V AC



## Main

Range of Product	Harmony Solid State Relays
Product or Component Type	Solid state relay up to 10 A
Device short name	SSL
Phase	1 phase
Output switching mode	Random voltage switching

## Complementary

Mounting Support	Socket
Line Rated Current	2 A
Output voltage	24...280 V AC
[Uc] control circuit voltage	15...30 V DC
Capacitance unbalance	1.5 pF input/output
Minimum switching voltage	15 V DC turn-on
Maximum switching voltage	10 V DC turn-off
Input current limits	6 mA
Input impedance	3500 Ohm
Solid state output type	SCR output Random voltage switching
Load current	0.07...2 A
Tansient Overvoltage	600 V AC
Surge current	120 A 16.6 ms 115 A 20 ms
Maximum voltage drop	<1.1 V on-state
Maximum I <sup>2</sup> t for fusing	66 A <sup>2</sup> .S for 10 ms at 50 Hz 60 A <sup>2</sup> .s for 8.3 ms at 60 Hz
Maximum leakage current	4 mA off-state
DV/dt	500 V/μs off-state at maximum voltage
Response time	0.5 cycle (turn-off) 0.1 ms (turn-on)
Overvoltage category	III
Width	0.20 in (5 mm)
Height	1.10 in (28 mm)
Depth	0.59 in (15 mm)
Net Weight	0.01 lb(US) (0.0041 kg)

The information provided in this documentation contains general descriptions and/or technical characteristics of the performance of the products contained herein. This documentation is not intended as a substitute for and is not to be used for determining suitability or reliability of these products for specific user applications. It is the duty of any such user or integrator to perform the appropriate and complete risk analysis, evaluation and testing of the products with respect to the relevant specific application or use thereof. Neither Schneider Electric Industries SAS nor any of its affiliates or subsidiaries shall be responsible or liable for misuse of the information contained herein.

## Environment

Flame retardance	V0 conforming to UL 94
Dielectric strength	2500 V for input/output
Pollution degree	2
Product Certifications	UL CSA
Marking	CE
Ambient air temperature for operation	-4...176 °F (-20...80 °C)
Ambient Air Temperature for Storage	-4...185 °F (-20...85 °C)

## Ordering and shipping details

Category	22375 - INTERFACE MODULE(ABA,R,S)
Discount Schedule	CP2
GTIN	3606480579738
Nbr. of units in pkg.	1
Package weight(Lbs)	0.14 oz (4 g)
Returnability	No
Country of origin	MX

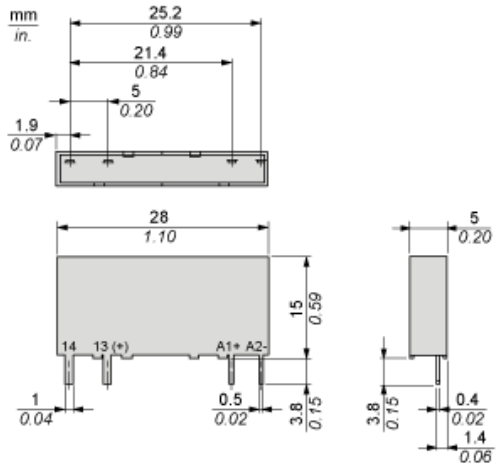
## Packing Units

Unit Type of Package 1	PCE
Package 1 Height	0.28 in (0.7 cm)
Package 1 width	0.98 in (2.5 cm)
Package 1 Length	14.57 in (37 cm)
Unit Type of Package 2	BB1
Number of Units in Package 2	12
Package 2 Weight	2.12 oz (60 g)
Package 2 Height	0.28 in (0.7 cm)
Package 2 width	0.98 in (2.5 cm)
Package 2 Length	14.57 in (37 cm)
Unit Type of Package 3	S01
Number of Units in Package 3	1080
Package 3 Weight	12.53 lb(US) (5.684 kg)
Package 3 Height	5.91 in (15 cm)
Package 3 width	5.91 in (15 cm)
Package 3 Length	15.75 in (40 cm)

## Offer Sustainability

Sustainable offer status	Green Premium product
California proposition 65	WARNING: This product can expose you to chemicals including: Lead and lead compounds, which is known to the State of California to cause cancer and birth defects or other reproductive harm. For more information go to <a href="http://www.P65Warnings.ca.gov">www.P65Warnings.ca.gov</a>
REACH Regulation	<a href="#">REACH Declaration</a>
REACH free of SVHC	Yes
EU RoHS Directive	Pro-active compliance (Product out of EU RoHS legal scope) <a href="#">EU RoHS Declaration</a>
Mercury free	Yes
RoHS exemption information	<a href="#">Yes</a>
China RoHS Regulation	<a href="#">China RoHS Declaration</a>
Environmental Disclosure	<a href="#">Product Environmental Profile</a>
Circularity Profile	<a href="#">End Of Life Information</a>

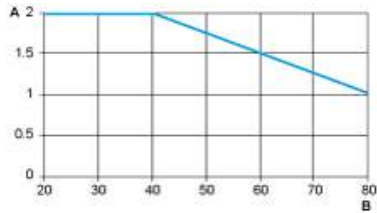
Dimensions



---

Derating Curves

---



A : Load Current (Amperes)  
B : Ambient Temperature (°C)