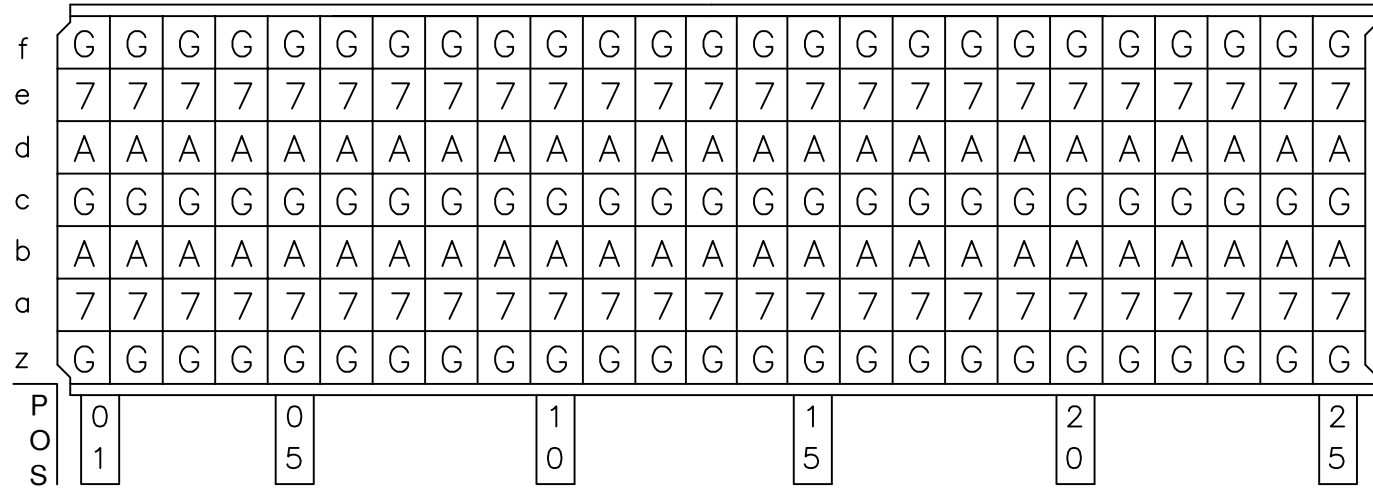
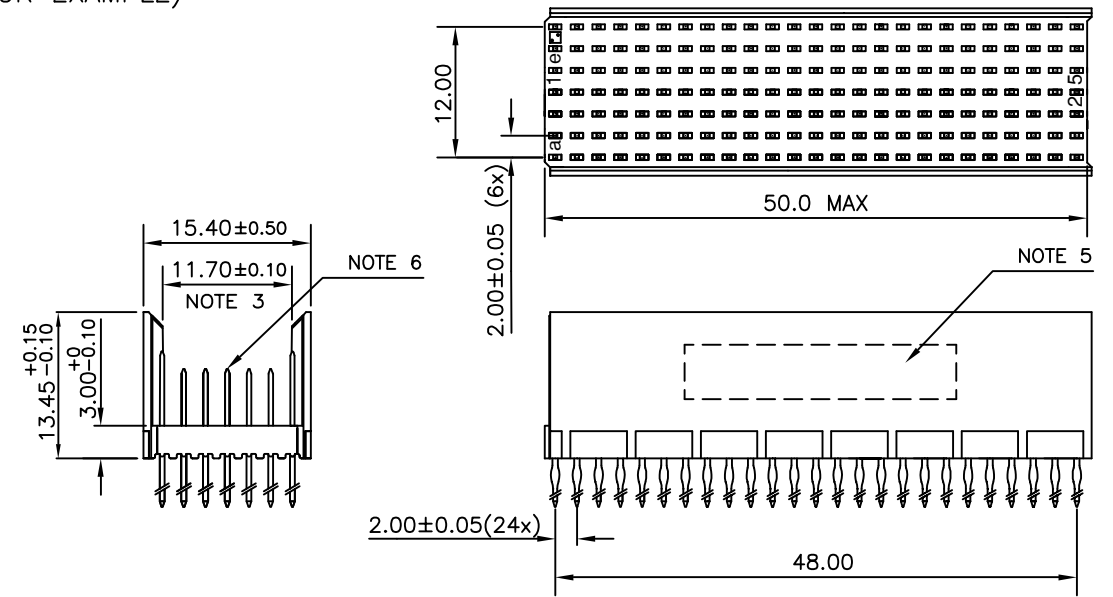


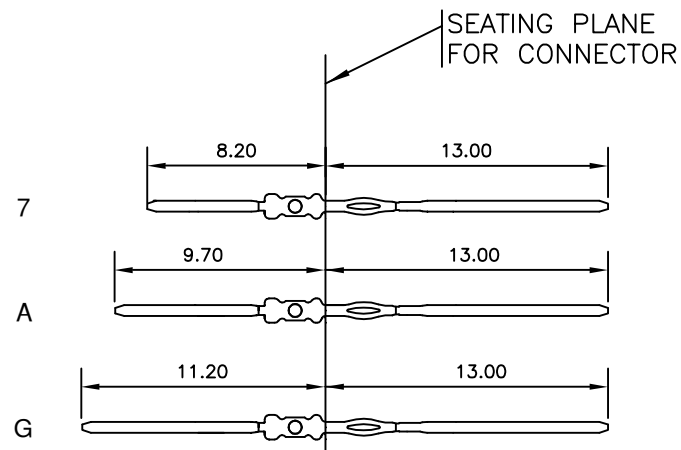
LOADING PATTERN MATING SIDE



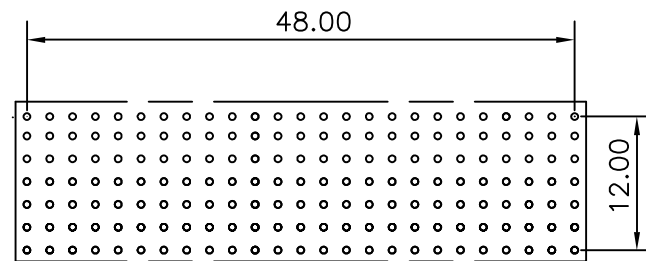
LOADED CONNECTOR ASSEMBLY (FOR EXAMPLE)



CONTACT OVERVIEW



LAY-OUT P.C.B.-HOLE



HM2P08PKF1H5 LEAD FREE INDICATOR : LF = LEAD FREE (DIGIT 15 & 16)
 PLATING CODE (DIGIT 13 AND 14) (REF DRW NO. BS,C , 201844 , 003)

NOTES

- THIS PRODUCT IS CSA APPROVED.
- THIS PRODUCT IS UL RECOGNIZED.
- MEASURED AT THE BOTTOM.
- MATERIAL CONTACT: PHOSPHORBRONZE
 HOUSING: CREAM WHITE GLASS FILLED POLYESTER UL-94V0
- CONNECTOR PRINTED WITH P/N AND DATE CODE.
- FOR ACTUAL CONTACT LOADINGS, SEE LOADING PATTERN MATING SIDE.
- SHAPE OF CONNECTOR HOUSING CAN ALTER DEPENDING ON PRODUCTION LOCATION
- THE PRODUCT (LF) MEETS EUROPEAN UNION DIRECTIVES AND OTHER COUNTRY REGULATIONS AS DESCRIBED IN GS-22-008
- FOR RECOMMENDED PTH DIMENSIONS REFER DRAWING : BS, A , 201572 , 001

CATALOG NO: HM2P08PKF1H5- ---

mat'l. code SEE NOTE 4				surface ISO 1302 ✓		tolerance ISO 406 ISO 1101		projection MM		product family MILLIPACS	
ltr		ecn no		dr		date		tolerances unless otherwise specified		title	
A		105-0225		MINI		2005-10-31		.0±0.2		MPACS 5+2R STR HDR PF CONN TYPE B	
B		106-0122		MINI		2006-07-23		.00±0.1			
						angles		linear		scale	
						0°±1°				-	
				dr		MINI K VANDANATH		2005-10-31		dwg no	
				engr		BJU K PAUL		2005-10-31		sheet 1 of 1	
				chr		BJU K PAUL		2006-07-23		size	
				appd		BJU K PAUL		2006-07-23		A3	
sheet		revision		B						type	
index		sheet		1						Product Customer Drawing	