THIS DRAWING IS UNPUBLISHED. RELEASED FOR PUBLICATION -.-.-
© COPYRIGHT - By - TE CONNECTIVITY ALL RIGHTS RESERVED.

LOC	DIST
CM	0

REVISIONS

P	LTR	DESCRIPTION	DATE	DWN	APVD
	J	REVISED PER ECR-20-000808	22MAY2020	PC	SW

1 MATERIAL: CONNECTOR- NYLON UL94V-2 (YELLOW).
CONTACTS- 0.30 [.012] THK COPPER ALLOY
(BRIGHT TIN-LEAD 0.00203 [.000080] MIN THK).
(MATTE TIN 0.00203 [.000080] MIN THK
FOR CONTACTS 3-641436-2 THRU 5-641436-4)

2 CONTACTS ACCEPT #20 AWG SOLID, FUSED STRANDED OR STRANDED (7 STRANDS) WIRE WITH 2.41 [.095] MAX INSULATION DIA.

3 BOW, IN ANY DIRECTION, NOT TO EXCEED 0.15 [.006] PER IN.

4 HOUSING FEATURES: CLOSED END.

5 DIMENSIONS IN BRACKETS ARE IN INCHES.

6 NOTE DELETED.

7 OBSOLETE PARTS: OBSOLETE CIS STREAMLINING PER D.RENAUD/D.SINISI

8 OBSOLETE PARTS

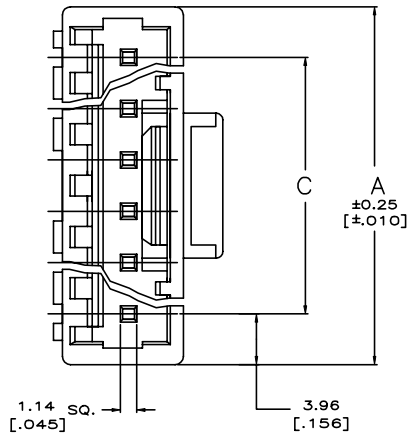

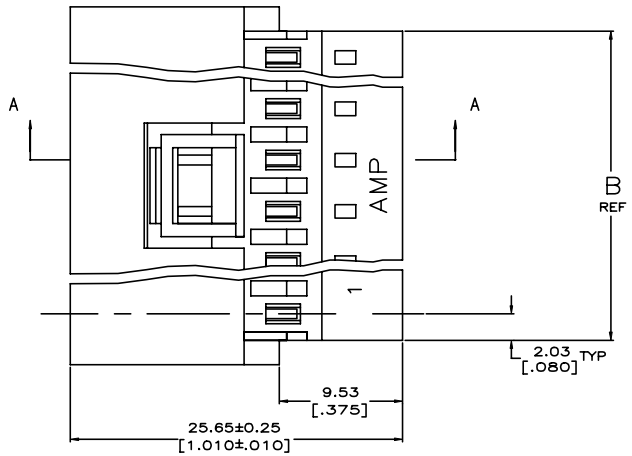

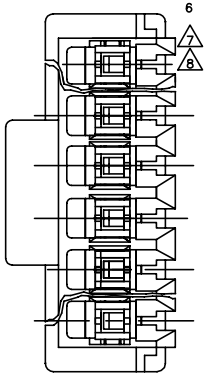

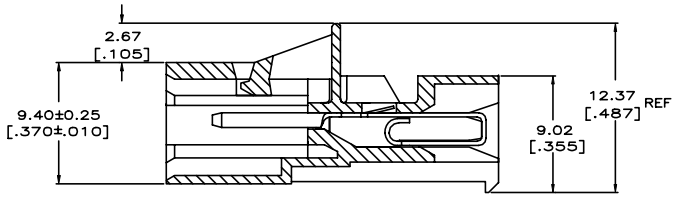

SECTION A-A

	FINISH	C	B	A	NO. OF CIRCUITS	PART NUMBER
	TIN	91.14 [3.588]	95.20 [3.748]	99.06 [3.900]	24	5-641436-4
		55.47 [2.184]	59.54 [2.344]	63.40 [2.496]	15	4-641436-5
		43.59 [1.716]	47.65 [1.876]	51.51 [2.028]	12	4-641436-2
		31.70 [1.248]	35.76 [1.408]	39.62 [1.560]	9	3-641436-9
		19.81 [.780]	23.88 [.940]	27.74 [1.092]	6	3-641436-6
		11.89 [.468]	15.95 [.628]	19.81 [.780]	4	3-641436-4
		7.92 [.312]	11.99 [.472]	15.85 [.624]	3	3-641436-3
		3.96 [.156]	8.03 [.316]	11.89 [.468]	2	3-641436-2
7 SUPERSEDED	TIN-LEAD	91.14 [3.588]	95.20 [3.748]	99.06 [3.900]	24	~~2-641436-4~~
7 SUPERSEDED		55.47 [2.184]	59.54 [2.344]	63.40 [2.496]	15	~~1-641436-5~~
OBSOLETE		43.59 [1.716]	47.65 [1.876]	51.51 [2.028]	12	~~1-641436-2~~
SUPERSEDED		31.70 [1.248]	35.76 [1.408]	39.62 [1.560]	9	~~641436-9~~
SUPERSEDED		19.81 [.780]	23.88 [.940]	27.74 [1.092]	6	~~641436-6~~
8 SUPERSEDED		11.89 [.468]	15.95 [.628]	19.81 [.780]	4	~~641436-4~~
SUPERSEDED		7.92 [.312]	11.99 [.472]	15.85 [.624]	3	~~641436-3~~
SUPERSEDED		3.96 [.156]	8.03 [.316]	11.89 [.468]	2	~~641436-2~~

THIS DRAWING IS A CONTROLLED DOCUMENT.

DIMENSIONS: mm [INCHES]

TOLERANCES UNLESS OTHERWISE SPECIFIED:
0 PLC ± -
1 PLC ± -
2 PLC ± 0.13 [.005]
3 PLC ± -
4 PLC ± -
ANGLES ± -

MATERIAL: SEE NOTE 1
FINISH: SEE NOTE 1

DRN K. SALMON 10-22-91
CHK R. SWING 10-22-91
APVD -
PRODUCT SPEC —
APPLICATION SPEC —
WEIGHT

TE Connectivity

NAME: MTA 156 POSTED CONNECTOR ASSEMBLY, 20 AWG

SIZE	CAGE CODE	DRAWING NO	RESTRICTED TO
A1	00779	C-641436	—

CUSTOMER DRAWING SCALE 5:1 SHEET 1 OF 1 REV J

4806 (3/11)