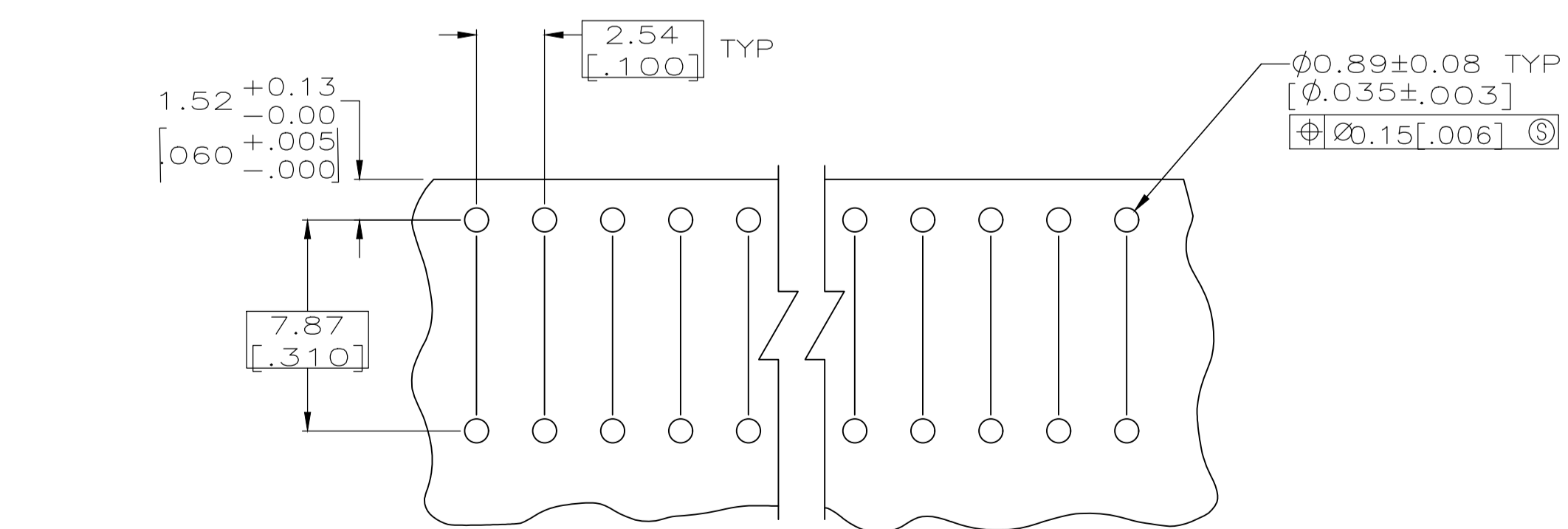
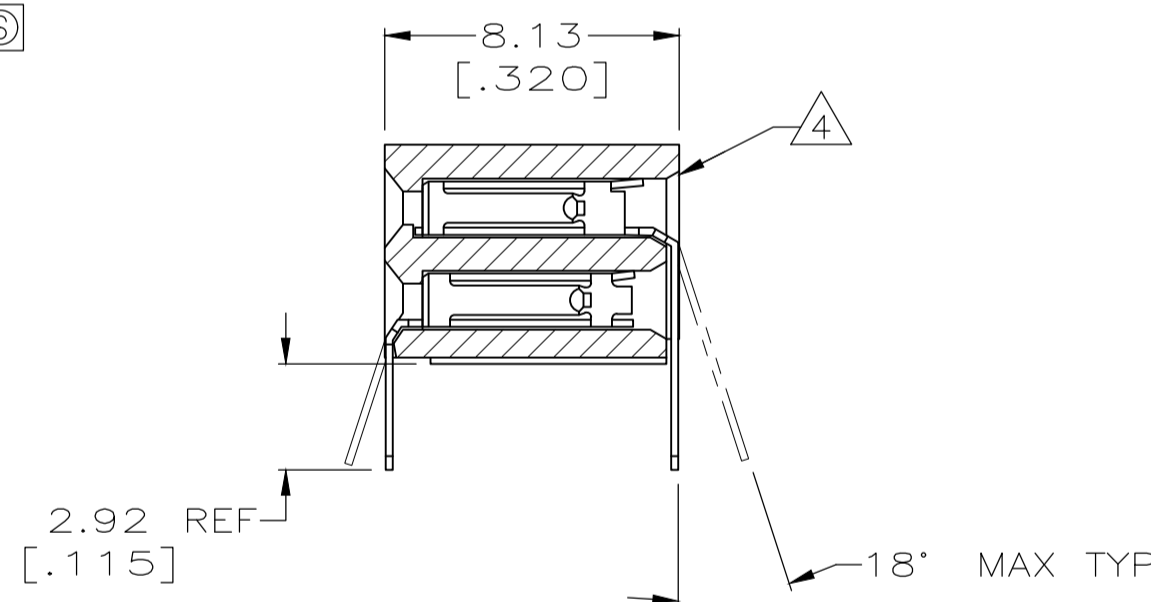
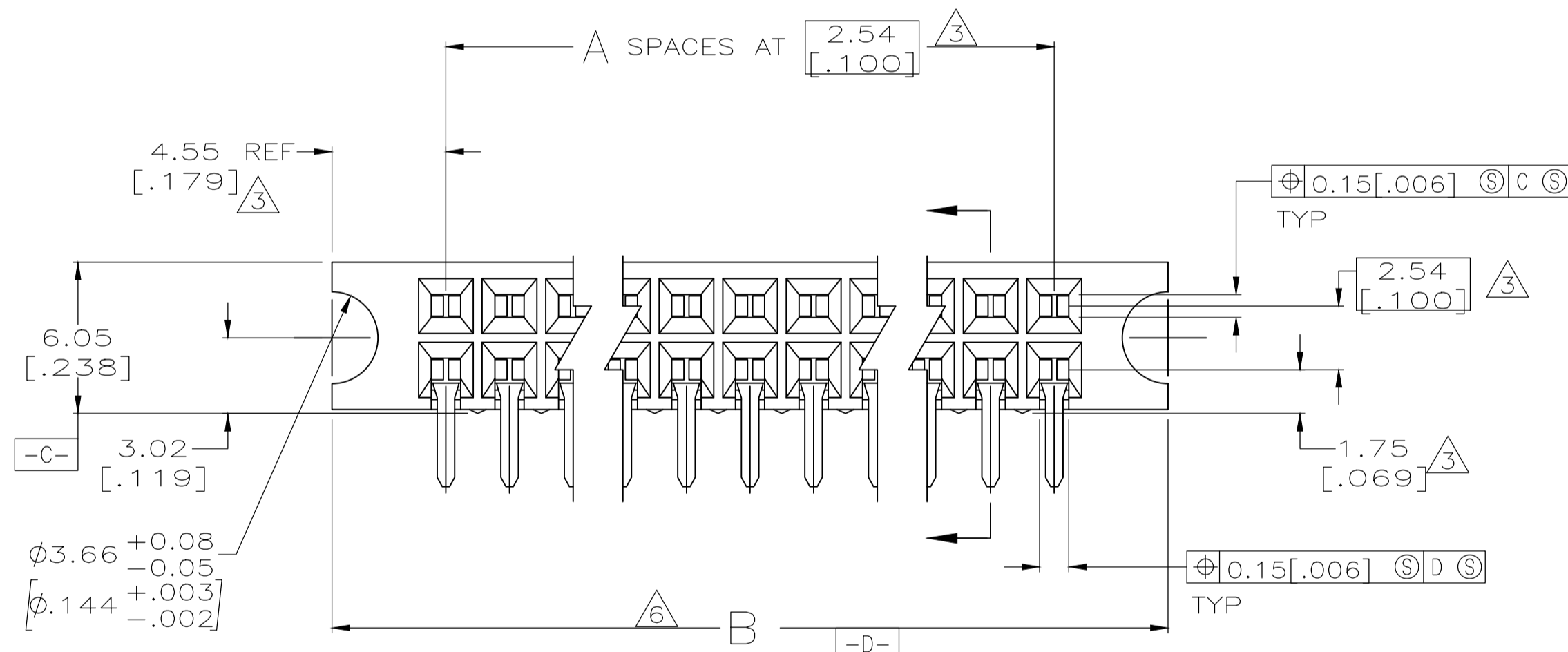
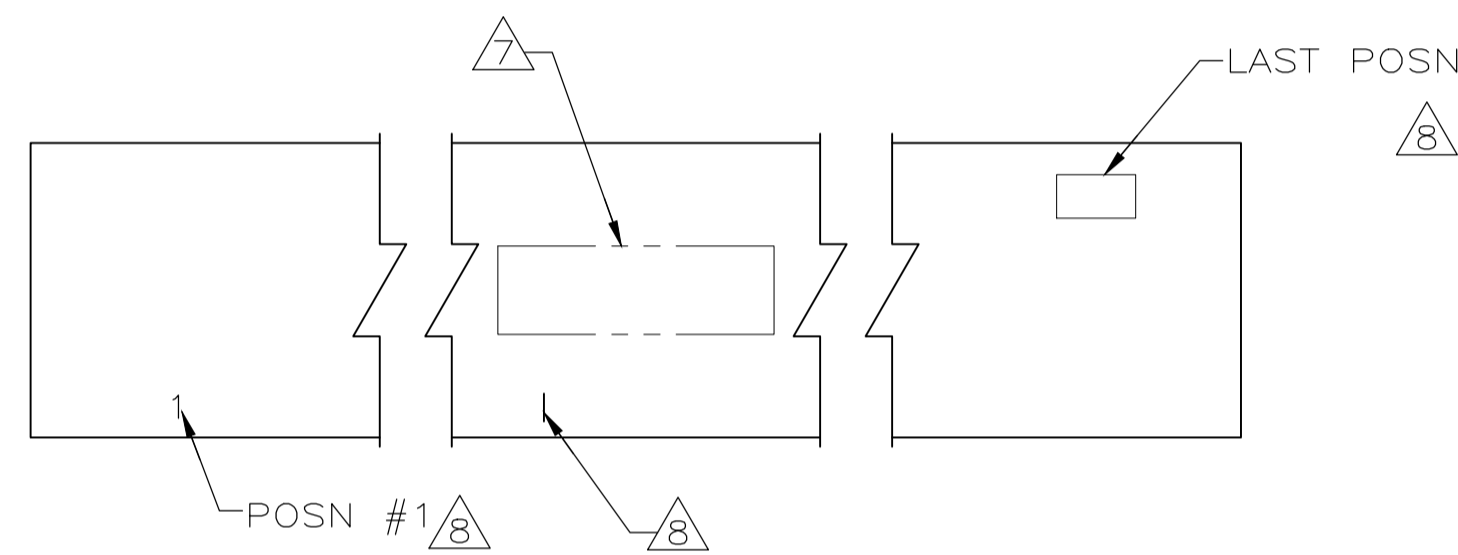


REVISIONS				
P	LTR	DESCRIPTION	DATE	DWN APVD
G	REV PER ECO	16-004482	9-21-18	CT MS

1. QUALITY CONFORMANCE INSPECTION PER MIL-C-55302 (GROUP A, B & C).
2. PACKAGED PER MIL-C-55302
3. THESE DIMENSIONS PERTAIN TO CAVITY CENTERLINES ONLY, NOT TO CONTACT LOCATIONS.
4. SLOT OPTIONAL AT INDICATED AREA OF HOUSING.
5. CONTACTS: GOLD FLASH OVER 0.000762 TO 0.00381 [.000030 TO .000150] NICKEL ENTIRE CONTACT, 0.00127[.000050] GOLD ON CONTACT AREA ONLY.
6. TOLERANCE TO CENTER OR RADIUS IS  $\pm 0.15[.006]$ , TO END OF BLOCK  $\pm 0.51[.020]$ .
7. MARKED IN APPROXIMATE AREA SHOWN  
 EXAMPLE: AMP PART NO  
 DATE CODE MILITARY PART NUMBER
8. CHARACTERS MARKED IN AREA SHOWN, EVERY FIFTH POSITION MARKED WITH A BAR
9. "CSA" LOGO MARKED ON HOUSING.



RECOMMENDED PC BOARD HOLE LAYOUT

M55302/128-DL2A	158.95 [6.258]	59	120	1-102192-1
M55302/128-DA2A	133.55 [5.258]	49	100	1-102192-0
M55302/128-CG2A	108.15 [4.258]	39	80	102192-9
M55302/128-BH2A	70.05 [2.758]	24	50	102192-8
M55302/128-DB2A	136.09 [5.358]	50	102	102192-7
M55302/128-AM2A	39.57 [1.558]	12	26	102192-6
M55302/128-AK2A	34.49 [1.358]	10	22	102192-5
M55302/128-BN2A	82.75 [3.258]	29	60	102192-4
M55302/128-BK2A	75.13 [2.958]	26	54	102192-3
M55302/128-BM2A	80.21 [3.158]	28	58	102192-2
M55302/128-CJ2A	113.23 [4.458]	41	84	102192-1
MILITARY PART NUMBER	B	A	NO OF POSN	PART NUMBER

DIMENSIONS:		TOLERANCES UNLESS OTHERWISE SPECIFIED:		MATERIAL		FINISH		WEIGHT		SCALE		SHEET		REV	
mm		0 PLC	± -	0	± -	0.000000	A1	00779	5:1	1	1	G			
		1 PLC	± -	1	± -										
		2 PLC	± 0	2	± 0										
		3 PLC	± 0	3	± 0.25[.010]										
		4 PLC	± -	4	± -										
		ANGLES	± -		± -										