

DO NOT SCALE FROM THIS PRINT

NOTES:

1.  $\text{\textcircled{C}}$  REPRESENTS A CRITICAL DIMENSION.
2. MINIMUM PUSHOUT FORCE: .5 LB.
3. COPLANARITY:  $.004[0.10]$  = POS 02 THRU 26  
 $.006[0.15]$  = POS 27 THRU 50
4. TUBE PACKAGE ONLY POSITIONS -04 THRU -50;  
LAYER PACKAGE POSITIONS -02 THRU -03.
5. MAXIMUM CUT FLASH TO BE: .010 (NO FLASH EXTENDING BELOW LEADS OR IN HOLES OF BODY).
6.  $\text{\textcircled{C}}$  MAXIMUM PIN HEIGHT VARIATION:  $.003[0.08]$  FROM PIN TO PIN AND ROW TO ROW, MUST BE MEASURED BETWEEN ADJACENT PINS.
7. PINS CAN BE ORIENTED IN ANY DIRECTION; BOTH ROWS MUST FACE SAME WAY.
8. DIMENSION TO BE MEASURED AT BEND.
9. MIXED PIN ORIENTATION ACCEPTABLE.
10. ORDERS WILL BE PACKAGED ACCORDING TO THE SAMTEC PACKAGING EFFICIENCY STANDARDS (SPES) FOUND ON WWW.SAMTEC.COM.
11. ATTACH LABEL TO EACH REEL.
12. LOAD VISION TRAYS WITH PIN #1 OPPOSITE STANDARD - AWAY FROM THE TERMINAL INDICATOR SIDE OF TRAY.

SFMC-1XX-XX-XXX-D-XX-XX

No OF POSITIONS  
ALL POSITIONS AVAILABLE  
-02 THRU -50  
(USE BODY: SFMC-50-D)

PACKAGING

BLANK: TUBES (SEE NOTE 4)  
-TR: TAPE & REEL (SEE NOTES 10 & 11)  
-FR: FULL REEL QTY TAPE & REEL (SEE NOTES 10 & 11)

PICK & PLACE OPTION

(LEAVE BLANK FOR STANDARD)  
-P: PICK AND PLACE PAD (SEE FIG 3, SHT 2) (USE PPP-02) (5 POSITION MINIMUM)  
-K: POLYIMIDE FILM PAD (.005[0.13] THICKNESS) (SEE FIG 4, SHT 2) (USE K-DOT-.157-.250-.005) (4 POSITION MINIMUM)

BODY SPECIFICATION

-D: DOUBLE ROW

PLATING SPECIFICATION

-S: 30 $\mu$ " SELECTIVE GOLD IN CONTACT AREA, MATTE TIN ON TAIL  
-F: 3 $\mu$ " SELECTIVE GOLD IN CONTACT AREA, MATTE TIN ON TAIL  
-H: 30 $\mu$ " GOLD IN CONTACT AREA, 3 $\mu$ " GOLD ON TAIL (ONLY AVAILABLE ON -02, -L2 & -T2 LEAD STYLE)  
-L: 10 $\mu$ " SELECTIVE GOLD IN CONTACT AREA, MATTE TIN ON TAIL  
-SM: 30 $\mu$ " SELECTIVE GOLD IN CONTACT AREA, MATTE TIN ON TAIL  
-FM: 3 $\mu$ " SELECTIVE GOLD IN CONTACT AREA, MATTE TIN ON TAIL  
-STL: 30 $\mu$ " SELECTIVE GOLD IN CONTACT AREA, TIN/LEAD (90/10 $\pm$ 5%) ON TAIL (ONLY AVAILABLE ON LEAD STYLES -02 & -L2)

LEAD STYLE

- 01: THROUGH HOLE (USE CONTACT: C-44-01-XXX) (SEE FIG 1, SHT 1)
- 02: SURFACE MOUNT (USE CONTACT: C-44-02-XXX) (SEE FIG 2, SHT 2)
- 03: STRAIGHT MODIFIED (USE CONTACT: C-44-03-XXX) (SEE FIG 1, SHT 1)
- L1: THROUGH HOLE (LOW INSERTION) (USE CONTACT: C-61-01-XXX) (SEE FIG 1, SHT 1)
- L2: SURFACE MOUNT (LOW INSERTION) (USE CONTACT: C-61-02-XXX) (SEE FIG 2, SHT 2)
- L3: STRAIGHT MODIFIED (LOW INSERTION) (USE CONTACT: C-61-03-XXX) (SEE FIG 1, SHT 1)
- T1: THROUGH HOLE (PHOS BRONZE) (USE CONTACT: C-119-01-XXX) (SEE FIG 1, SHT 1)
- T2: SURFACE MOUNT (PHOS BRONZE) (USE CONTACT: C-119-02-XXX) (SEE FIG 2, SHT 2)

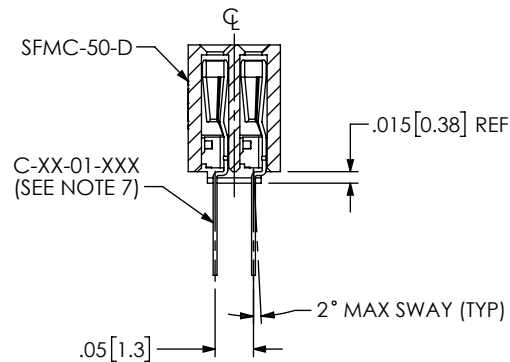
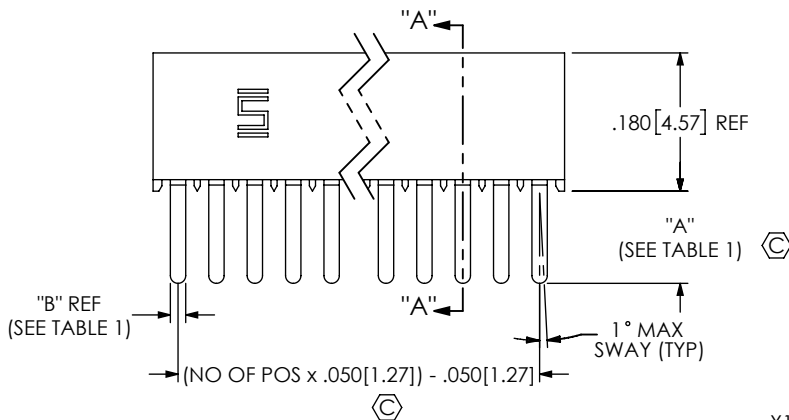
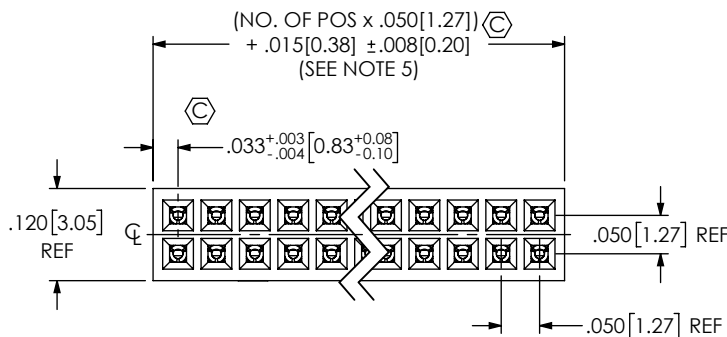


FIG 1

-X1: THROUGH HOLE

SECTION "A"- "A"

TABLE 1		
SUFFIX	TAIL LENGTH "A"	TAIL WIDTH "B"
-X1	.120[3.05]	.020[0.51]
-X3	.075[1.91]	.016[0.41]

UNLESS OTHERWISE SPECIFIED, DIMENSIONS ARE IN INCHES. TOLERANCES ARE:  
DECIMALS ANGLES  
.XX:  $\pm .01$  [.3] 2°  
.XXX:  $\pm .005$  [.13]  
.XXXX:  $\pm .0020$  [.051]

PROPRIETARY NOTE  
THIS DOCUMENT CONTAINS CONFIDENTIAL AND PROPRIETARY INFORMATION AND ALL DESIGN, MANUFACTURING, REPRODUCTION, USE, PATENT RIGHTS AND SALES RIGHTS ARE EXPRESSLY RESERVED BY SAMTEC, INC. THIS DOCUMENT SHALL NOT BE DISCLOSED, IN WHOLE OR PART, TO ANY UNAUTHORIZED PERSON OR ENTITY NOR REPRODUCED, TRANSFERRED OR INCORPORATED IN ANY OTHER PROJECT IN ANY MANNER WITHOUT THE EXPRESS WRITTEN CONSENT OF SAMTEC, INC.



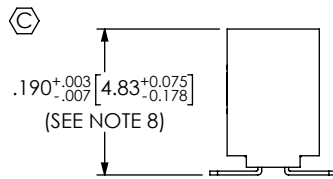
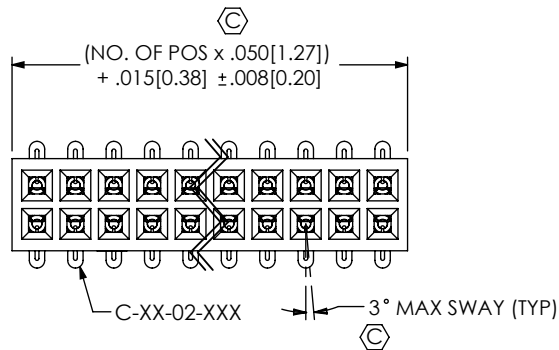
520 PARK EAST BLVD, NEW ALBANY, IN 47150  
PHONE: 812-944-6733 FAX: 812-948-5047  
e-Mail: info@SAMTEC.com code 55322

MATERIAL: DO NOT SCALE DRAWING SHEET SCALE: 4:1  
BODY: LCP UL 94V-O, COLOR: BLACK  
CONTACTS: C-44 & C-61: #25 BeCu, 1/2 HARD  
C-119: PHOSPHOR BRONZE 521

DESCRIPTION:  
.050 x .050 CUTTABLE SOCKET STRIP DOUBLE ROW ASSEMBLY

DWG. NO.  
SFMC-1XX-XX-XXX-D-XX-XX

BY: BRATCHER 10/5/94 SHEET 1 OF 3



IN-PROCESS  
-X2

NOTE: DIMENSION APPLIES PRIOR  
TO RE-PRESS, SEE SECTION "B"-  
"B" FOR FINISHED DIMENSION

TABLE 2	
POS.	"C"
ODD	{(No. OF POS x .050[1.27])/2} - .1895[4.813]
EVEN	{(No. OF POS x .050[1.27])/2} - .2145[5.448]

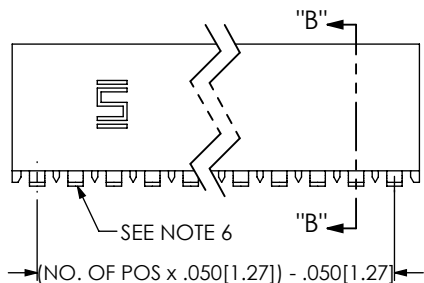
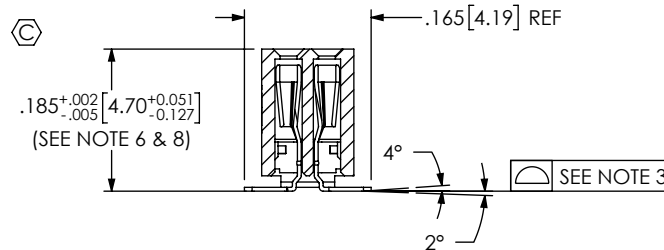


FIG 2  
-X2: SURFACE MOUNT  
(SAME AS FIG 1, DIFFERENT AS SHOWN)



SECTION "B"-  
"B"

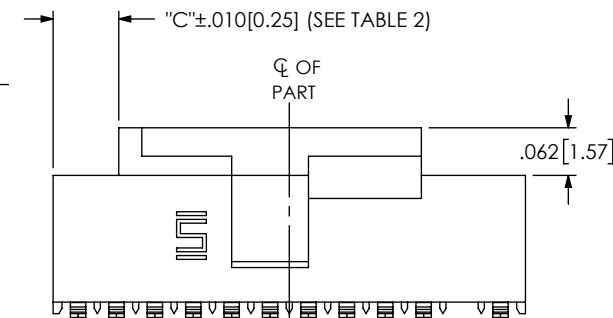
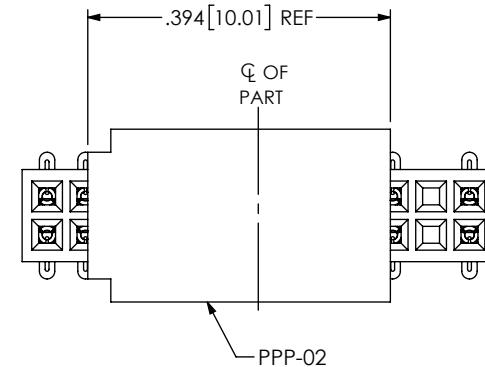


FIG 3  
-P: PICK AND PLACE PAD  
( 5 POSITION MINIMUM)  
(PAD MAY BE ORIENTED IN EITHER DIRECTION)  
(SAME AS FIG 1, DIFFERENT AS SHOWN)

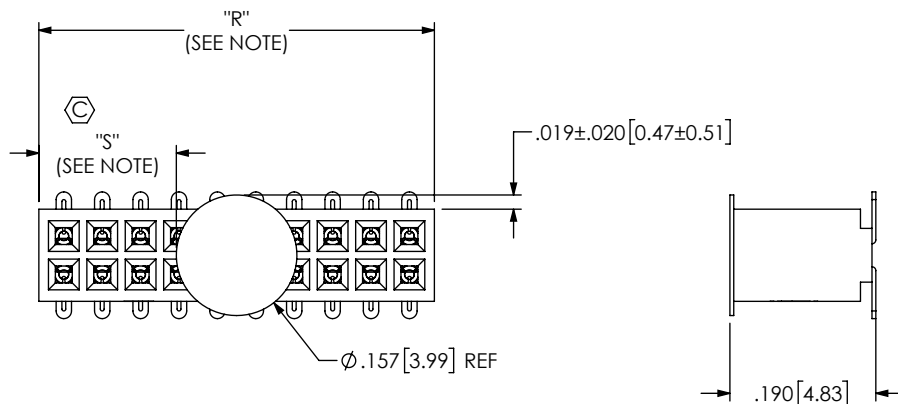


FIG 4  
-K: POLYIMIDE FILM PAD  
(SAME AS FIG 1, DIFFERENT AS SHOWN)  
NOTE: "R" = USED MEASURED DIMENSION REF  
"S" = {( "R" - .1575[4.000] )/2} ±.020[0.51]

**PROPRIETARY NOTE**  
THIS DOCUMENT CONTAINS CONFIDENTIAL AND PROPRIETARY INFORMATION AND ALL DESIGN, MANUFACTURING, REPRODUCTION, USE, PATENT RIGHTS AND SALES RIGHTS ARE EXPRESSLY RESERVED BY SAMTEC, INC. THIS DOCUMENT SHALL NOT BE DISCLOSED, IN WHOLE OR PART, TO ANY UNAUTHORIZED PERSON OR ENTITY NOR REPRODUCED, TRANSFERRED OR INCORPORATED IN ANY OTHER PROJECT IN ANY MANNER WITHOUT THE EXPRESS WRITTEN CONSENT OF SAMTEC, INC.

DO NOT SCALE DRAWING

SHEET SCALE: 4:1

**samtec**

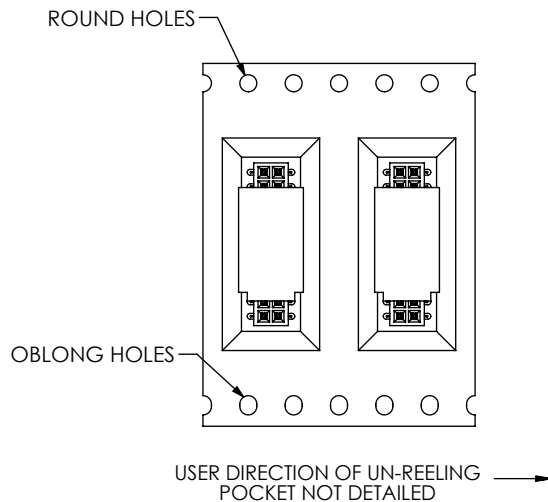
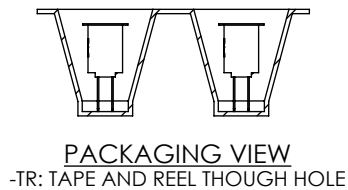
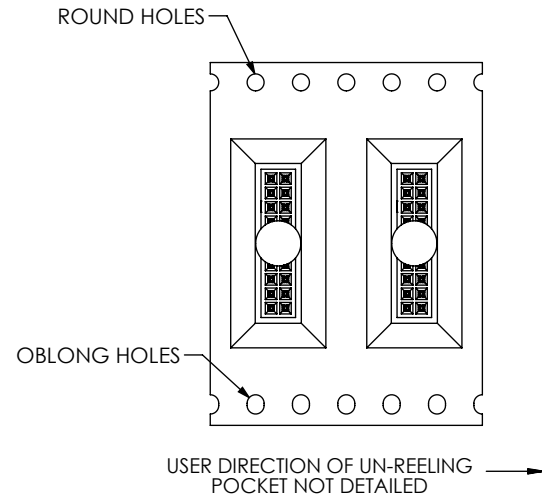
520 PARK EAST BLVD, NEW ALBANY, IN 47150  
PHONE: 812-944-6733 FAX: 812-948-5047  
e-Mail info@SAMTEC.com code 55322

DESCRIPTION:  
.050 x .050 CUTTABLE SOCKET STRIP DOUBLE ROW ASSEMBLY

DWG. NO.  
SFMC-1XX-XX-XXX-D-XX-XX

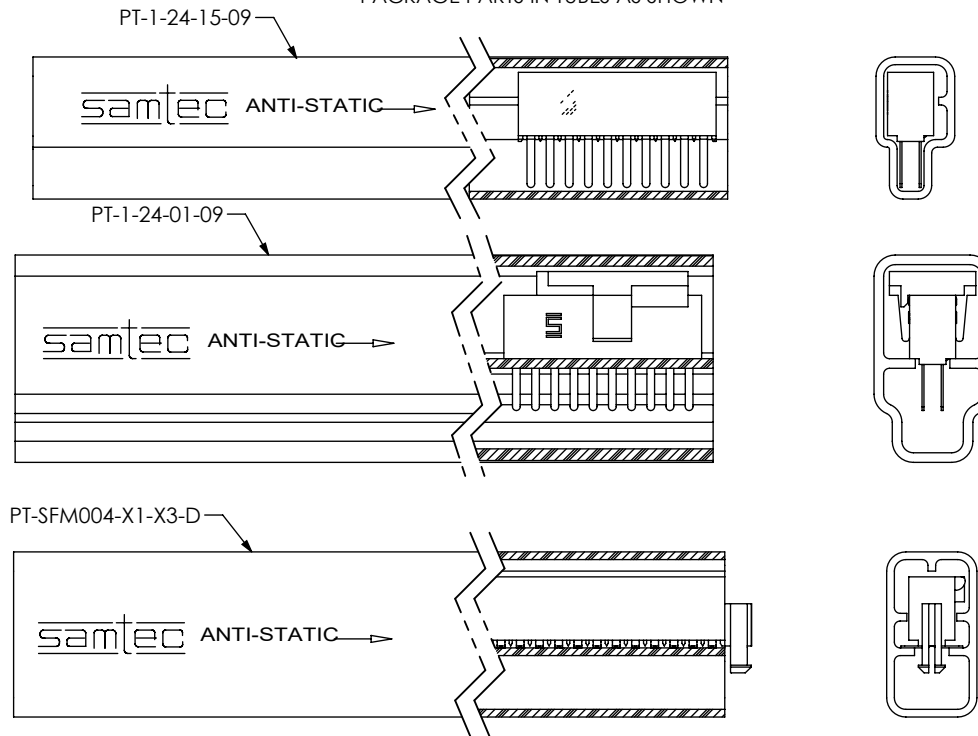
BY: BRATCHER 10/5/94

SHEET 2 OF 3



PACKAGING VIEW  
-TR: TAPE AND REEL SURFACE MOUNT

PACKAGING VIEW  
PACKAGE PARTS IN TUBES AS SHOWN



NOTES:  
1. MIXED PIN ORIENTATION ACCEPTABLE.

TABLE 3 (SEE NOTE 4)		
LEAD STYLE	PACKAGING TUBE	PLUG
-X1, -X3	PT-1-24-15-09	TP-12
-X2	PT-1-24-14-09	TP-24-02
-X2-K	PT-1-24-14-09	TP-24-02
-X2-P	PT-1-24-01-38	TP-24
ITEM DELETED		
-X1-P, -X3-P	PT-1-24-01-09	TP-24
-X1-K, -X3-K	PT-SFM004-X1-X3-D	TP-24-02

F:\DWG\MISC\MKTG\SFMC-1XX-XX-XXX-D-XX-XX-MKT.SLDDRW

<p><b>PROPRIETARY NOTE</b></p> <p>THIS DOCUMENT CONTAINS CONFIDENTIAL AND PROPRIETARY INFORMATION AND ALL DESIGN, MANUFACTURING, REPRODUCTION, USE, PATENT RIGHTS AND SALES RIGHTS ARE EXPRESSLY RESERVED BY SAMTEC, INC. THIS DOCUMENT SHALL NOT BE DISCLOSED, IN WHOLE OR PART, TO ANY UNAUTHORIZED PERSON OR ENTITY NOR REPRODUCED, TRANSFERRED OR INCORPORATED IN ANY OTHER PROJECT IN ANY MANNER WITHOUT THE EXPRESS WRITTEN CONSENT OF SAMTEC, INC.</p> <p>DO NOT SCALE DRAWING</p> <p>SHEET SCALE: 1.5:1</p>	<p>520 PARK EAST BLVD. NEW ALBANY, IN 47150 PHONE: 812-944-6733 FAX: 812-948-5047 e-Mail info@SAMTEC.com code 55322</p>	
	<p>DESCRIPTION: .050 x .050 CUTTABLE SOCKET STRIP DOUBLE ROW ASSEMBLY</p>	
	<p>DWG. NO. <b>SFMC-1XX-XX-XXX-D-XX-XX</b></p>	
<p>BY: BRATCHER 10/5/94</p>		<p>SHEET 3 OF 3</p>