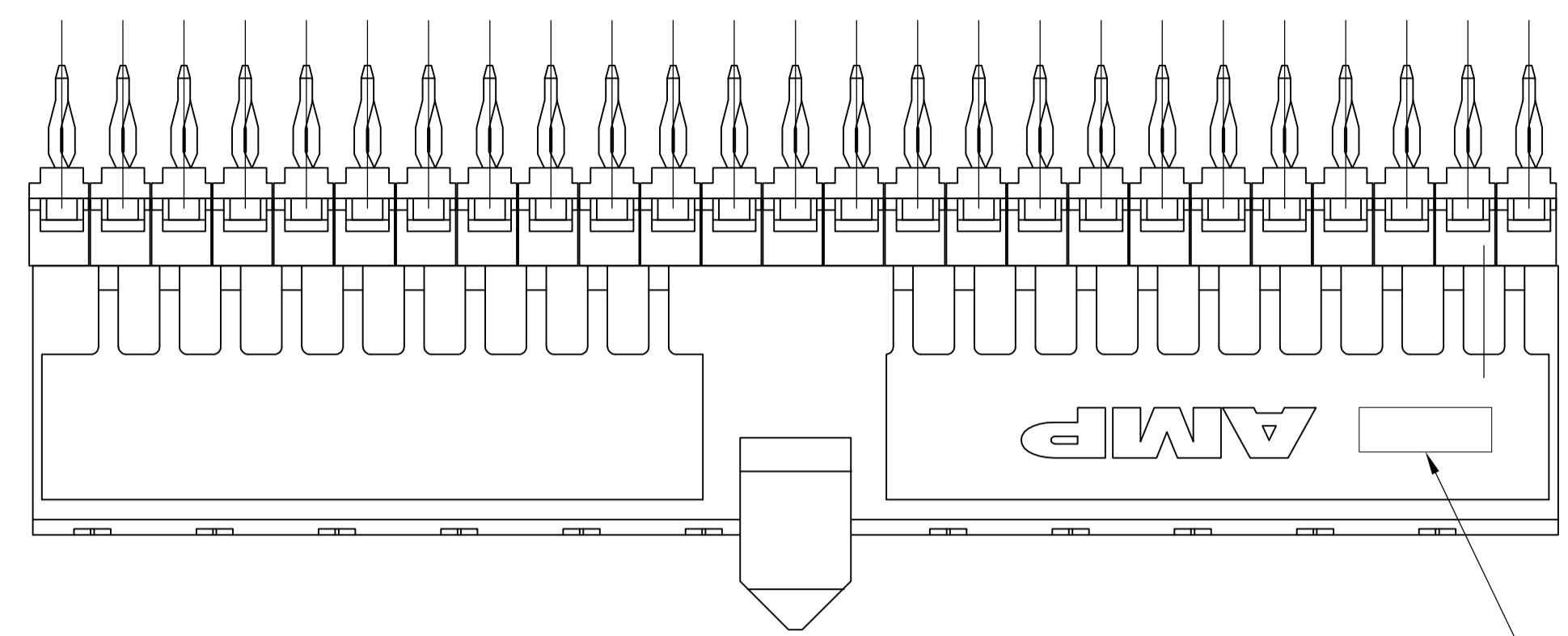

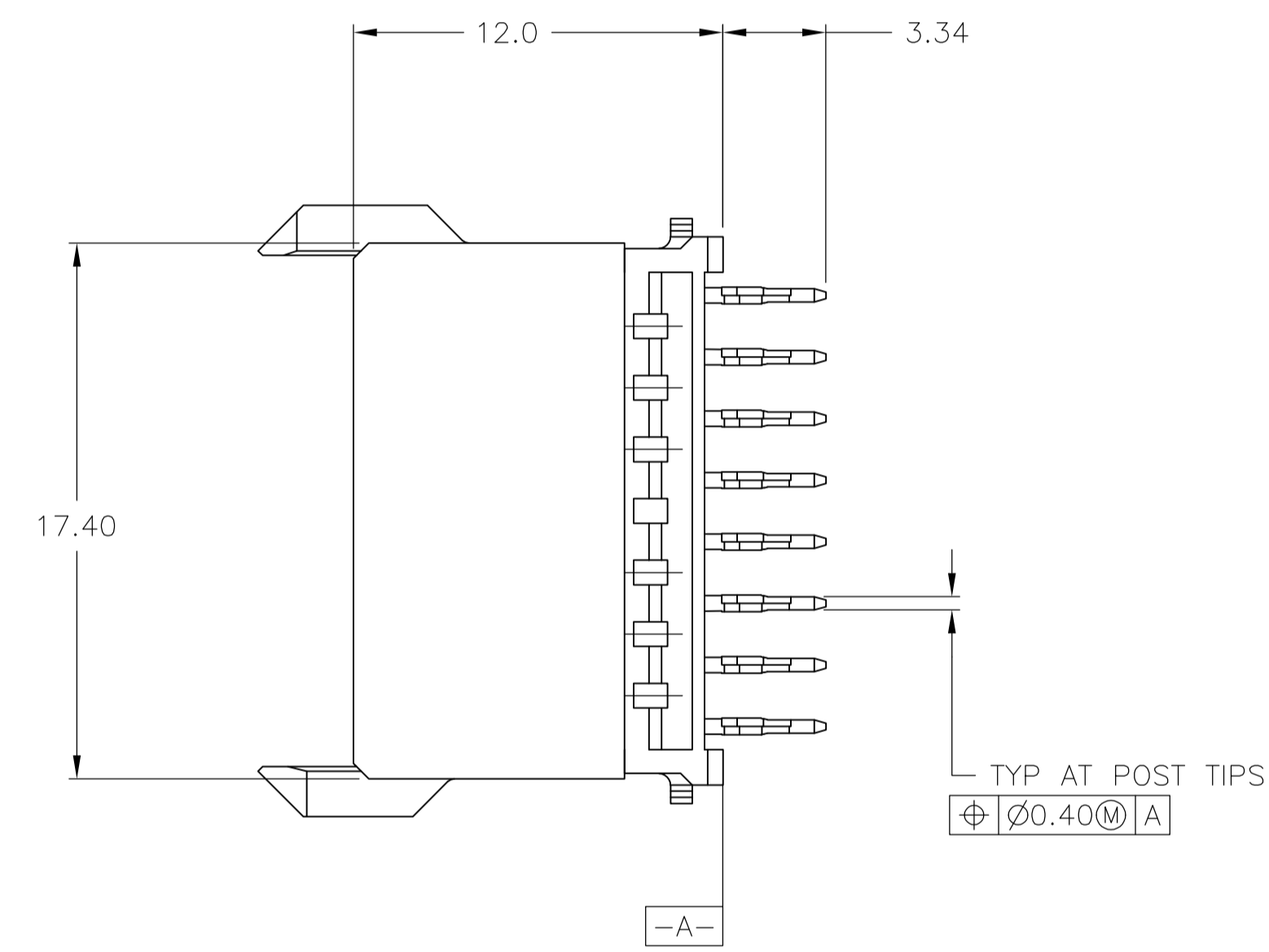
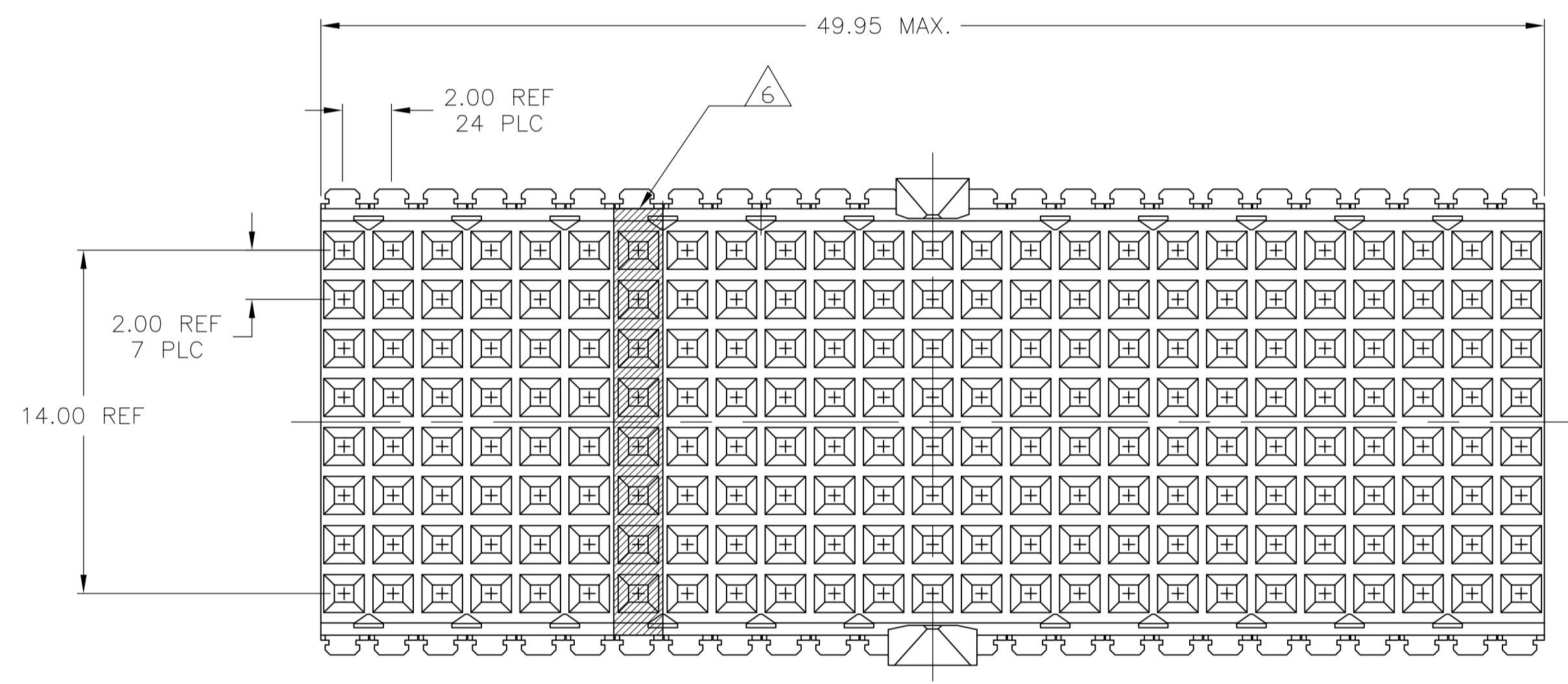


LOC		DIST		REVISIONS			
P	LTR	DESCRIPTION	DATE	DNW	APVD		
G	1	REVISED PER ECO-07-019793	04SEP07	DH	JE		
H		ECR-10-018652	10SEP10	SW	MQW		
J		ECO-11-024491	13DEC11	SY	MQW		



FARSIDE 5



RECOMMENDED PCB HOLE LAYOUT  
 COMPONENT SIDE SHOWN

2 4 7	646773-9
2 3	646773-1
FINISH	PART NUMBER

THIS DRAWING IS A CONTROLLED DOCUMENT.

DIMENSIONS: mm	TOLERANCES UNLESS OTHERWISE SPECIFIED:	DIN B. CARBO 12DEC05	Tyco Electronics Corporation Harrisburg, PA 17105-3608
0-PLC ±	1-PLC ±	CHK G. SKIPPER 12DEC05	APVD G. SKIPPER 12DEC05
2-PLC ±0.13	3-PLC ±	NAME	RECEPTACLE ASSEMBLY, VERTICAL, 200 POSN., TYPE D/E, 8 ROW, Z-PACK 2mm HM
4-PLC ±	ANGLES ±	APPLICATION SPEC	108-19082
SEE TABLE	SEE TABLE	PRODUCT SPEC	114-19029
		SIZE	A1
		WEIGHT	000779
		CUSTOMER DRAWING	646773

SCALE 5:1 SHEET 1 OF 2 REV J

LOC		DIST		REVISIONS				
P	LTR	DESCRIPTION	DATE	DN	APVD			
AD	00	SEE SHEET 1	-	-	-			

- 1 MATERIAL:  
CONTACT: PHOSPHOR BRONZE.  
HOUSING: GLASS-FILLED POLYESTER.
- 2 GENERAL PLATING SPECIFICATION: UNDERPLATING  
(ENTIRE CONTACT): 1.27µm MIN NICKEL AND ACTION  
PIN: 0.5µm MIN TIN/LEAD.  
FOR PLATING OF MATING SURFACES SEE APPLICABLE  
SPECIFICATION REFERENCE FOR EACH DASH NUMBER.
- 3 CONFORMS TO ALL TESTING ACCORDING TO IEC 61076-4-101  
PERFORMANCE LEVEL 2.
- 4 CONNECTOR TESTED AND QUALIFIED AGAINST TELCORDIA GR-1217-CORE QUALITY LEVEL 3,  
CENTRAL OFFICE APPLICATIONS.
- 5 CONNECTOR MARKED WITH PART NUMBER AND DATE CODE.  
ADDITIONAL CHARACTERS OR MARKINGS, AS WELL AS THE LOCATION OF THE MARKINGS,  
MAY BE ADDED FOR TRACEABILITY BASED UPON MANUFACTURERS DISCRETION.
- 6 COLUMN 7 STRIPE INK MARKED (BLACK).
- 7 CONNECTOR LUBRICATED WITH BELCORE APPROVED LUBRICANT,  
TECHNICAL REFERENCE: TR-NWT-001217 ISSUE 1, SEP 1992.

THIS DRAWING IS A CONTROLLED DOCUMENT.		DIN E CARBO 12DEC05	Tyco Electronics Corporation Harrisburg, PA 17105-3608	
DIMENSIONS: mm		CHK G SKIPPER 12DEC05	NAME RECEPTACLE ASSEMBLY, VERTICAL, 200 POSN., TYPE D/E, 8 ROW, Z-PACK 2mm HM	
TOLERANCES UNLESS OTHERWISE SPECIFIED: 0-PLC ± 1-PLC ± 2-PLC ±0.13 3-PLC ± 4-PLC ± ANGLES ±1°		APVD G SKIPPER 12DEC05	PRODUCT SPEC 108-19082	
MATERIAL		APPLICATION SPEC 114-19029	SIZE A1	RESTRICTED TO
FINISH SEE TABLE		WEIGHT -	CAGE CODE 00779	DRAWING NO 646773
		CUSTOMER DRAWING	SCALE 5:1	SHEET 2 OF 2