



Main

| | |
|---------------------------------|-----------------------|
| Range of Product | Harmony XB4 |
| Product or Component Type | Pilot light |
| Device short name | XB4 |
| Bezel material | Chromium plated metal |
| Fixing collar material | Zamak |
| Head type | Standard |
| Mounting diameter | 0.87 in (22 mm) |
| Sale per indivisible quantity | 1 |
| Shape of signaling unit head | Round |
| Cap/operator or lens colour | Orange |
| Operator additional information | With plain lens |
| Light source | Bulb not included |
| Bulb base | BA 9s |
| Light block supply | Direct <2.4 W |
| [Us] rated supply voltage | <= 250 V |

Complementary

| | |
|--|---|
| Height | 1.85 in (47 mm) |
| Width | 1.18 in (30 mm) |
| Depth | 2.17 in (55 mm) |
| Terminals description ISO n°1 | (X1-X2)PL |
| Net Weight | 0.17 lb(US) (0.075 kg) |
| Resistance to high pressure washer | 1015.26 psi (7000000 Pa) 131 °F (55 °C) 0.1 m |
| Connections - terminals | Screw clamp terminals, <= 2 x 1.5 mm ² with cable end EN/IEC 60947-1 Screw clamp terminals, 1 x 0.22...2 x 2.5 mm ² without cable end EN/IEC 60947-1 |
| [Ui] rated insulation voltage | 250 V 3)EN 60947-1 |
| [Uimp] rated impulse withstand voltage | 4 kV EN 60947-1 |
| Signalling type | Steady |
| Device presentation | Complete product |

Environment

| | |
|---------------------------------------|---|
| Protective treatment | TH |
| Ambient Air Temperature for Storage | -40...158 °F (-40...70 °C) |
| Ambient air temperature for operation | -40...131 °F (-40...55 °C) |
| Electrical shock protection class | Class I IEC 60536 |
| IP degree of protection | IP66 IEC 60529 IP67 IP69 IP69K |
| NEMA degree of protection | NEMA 13 NEMA 4X |
| IK degree of protection | IK06 IEC 50102 |

| | |
|------------------------|---|
| Standards | EN/IEC 60947-5-4 EN/IEC 60947-5-1 EN/IEC 60947-5-5 UL 508 CSA C22.2 No 14 JIS C8201-5-1 EN/IEC 60947-1 JIS C8201-1 |
| Product Certifications | UL Listed CSA |
| Vibration resistance | 5 gn 12...500 Hz)IEC 60068-2-6 |
| Shock resistance | 30 gn 18 ms) half sine wave acceleration IEC 60068-2-27 50 gn 11 ms) half sine wave acceleration IEC 60068-2-27 |

Ordering and shipping details

| | |
|-----------------------|-------------------------------------|
| Category | 22468 - PUSHBUTTONS,22MM(METAL) NEW |
| Discount Schedule | CS2 |
| GTIN | 3389110887204 |
| Nbr. of units in pkg. | 1 |
| Package weight(Lbs) | 2.61 oz (74 g) |
| Returnability | Yes |
| Country of origin | FR |

Packing Units

| | |
|------------------------------|--------------------------|
| Unit Type of Package 1 | PCE |
| Package 1 Height | 1.34 in (3.4 cm) |
| Package 1 width | 2.13 in (5.4 cm) |
| Package 1 Length | 3.46 in (8.8 cm) |
| Unit Type of Package 2 | BB1 |
| Number of Units in Package 2 | 5 |
| Package 2 Weight | 3.02 lb(US) (1.37 kg) |
| Package 2 Height | 1.34 in (3.4 cm) |
| Package 2 width | 3.46 in (8.8 cm) |
| Package 2 Length | 10.43 in (26.5 cm) |
| Unit Type of Package 3 | S03 |
| Number of Units in Package 3 | 150 |
| Package 3 Weight | 25.77 lb(US) (11.688 kg) |
| Package 3 Height | 11.81 in (30 cm) |
| Package 3 width | 11.81 in (30 cm) |
| Package 3 Length | 15.75 in (40 cm) |

Offer Sustainability

| | |
|----------------------------|---|
| Sustainable offer status | Green Premium product |
| California proposition 65 | WARNING: This product can expose you to chemicals including: Lead and lead compounds, which is known to the State of California to cause cancer and birth defects or other reproductive harm. For more information go to www.P65Warnings.ca.gov |
| REACH Regulation | REACH Declaration |
| REACH free of SVHC | Yes |
| EU RoHS Directive | Pro-active compliance (Product out of EU RoHS legal scope) EU RoHS Declaration |
| Mercury free | Yes |
| RoHS exemption information | Yes |
| China RoHS Regulation | China RoHS Declaration |
| Environmental Disclosure | Product Environmental Profile |

Circularity Profile

 [End Of Life Information](#)

WEEE

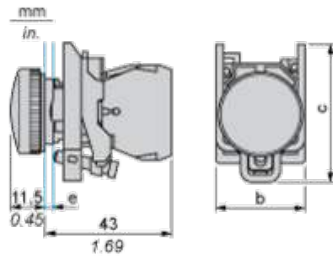
The product must be disposed on European Union markets following specific waste collection and never end up in rubbish bins.

Contractual warranty

Warranty

18 months

Dimensions

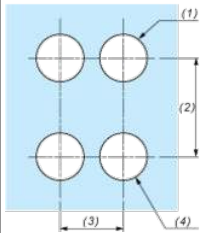
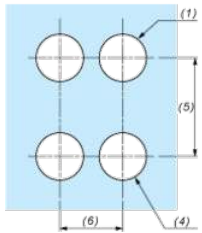


e : clamping thickness: 1 to 6 mm / 0.04 to 0.24 in.

b : 30 mm / 1.18 in.

c : 46.5 mm / 1.83 in.

Panel Cut-out for Pushbuttons, Switches and Pilot Lights (Finished Holes, Ready for Installation)

| Connection by Screw Clamp Terminals or Plug-in Connectors or on Printed Circuit Board | Connection by Faston Connectors |
|---|--|
|  |  |
| <p>(1) Diameter on finished panel or support</p> <p>(2) 40 mm min. / 1.57 in. min.</p> <p>(3) 30 mm min. / 1.18 in. min.</p> <p>(4) $\varnothing 22.5 \text{ mm} / 0.89 \text{ in. recommended } (\varnothing 22.3 \text{ mm }_0^{+0.4} / 0.88 \text{ in. }_0^{+0.016})$</p> <p>(5) 45 mm min. / 1.78 in. min.</p> <p>(6) 32 mm min. / 1.26 in. min.</p> | |