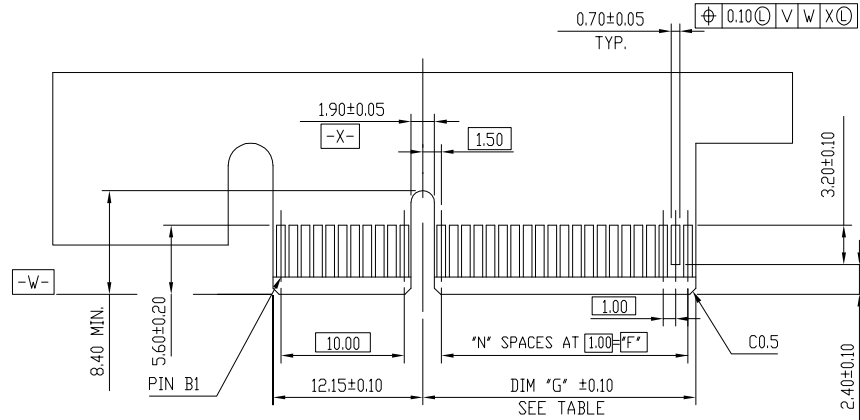
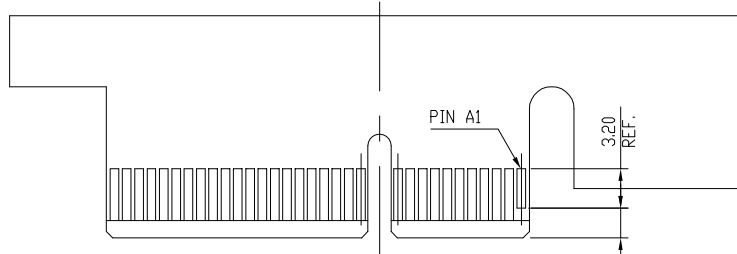


| DIMENSIONS |         |         |         |    |
|------------|---------|---------|---------|----|
| POSITION   | B ±0.20 | C ±0.20 | D ±0.23 | E  |
| 36         | 27.00   | 9.15    | 25.00   | 6  |
| 64         | 41.00   | 23.15   | 39.00   | 20 |
| 98         | 58.00   | 40.15   | 56.00   | 37 |
| 164        | 91.00   | 73.15   | 89.00   | 70 |

|             |  |                |  |         |  |             |  |                                       |  |            |  |                 |  |                        |  |                            |  |
|-------------|--|----------------|--|---------|--|-------------|--|---------------------------------------|--|------------|--|-----------------|--|------------------------|--|----------------------------|--|
| mat'l. code |  | -              |  | surface |  | - ✓         |  | tolerance                             |  | ASME_Y14.5 |  | projection      |  | product family         |  | PCI_EXPRESS                |  |
| lfr         |  | ecn no         |  | dr      |  | date        |  | tolerances unless otherwise specified |  | angles     |  | MM              |  | title                  |  | PCI_EXPRESS_CARD_EDGE_GEN3 |  |
|             |  |                |  |         |  |             |  | ±2'                                   |  | .02±0.30   |  | scale N/A       |  | ONE_OPEN_END_SMT_ASS'Y |  | 5                          |  |
|             |  |                |  | dr      |  | ZHENHUA_LIU |  | 2016-03-04                            |  | .00±0.20   |  | Amphenol<br>FCI |  | dwg no                 |  | sheet 1 of 4 size          |  |
|             |  |                |  | enfr    |  | ZHENHUA_LIU |  | 2016-03-04                            |  | .000±0.10  |  |                 |  | 10138958               |  | A4                         |  |
|             |  |                |  | chr     |  | STONE_LI    |  | 2016-03-04                            |  |            |  |                 |  | type                   |  | CUSTOMER Drawing           |  |
|             |  |                |  | appd    |  | PM_ZHENG    |  | 2016-03-04                            |  |            |  |                 |  |                        |  |                            |  |
| sheet index |  | revision sheet |  | A       |  | 4           |  |                                       |  |            |  |                 |  |                        |  |                            |  |



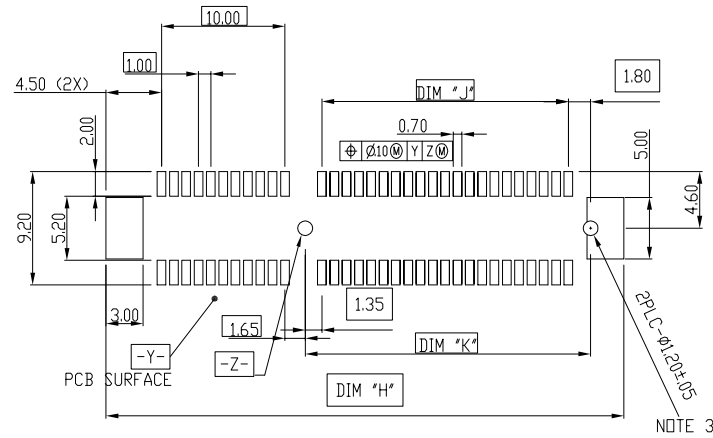
I/O PANEL DIRECTION  
PRIMARY (COMPONENT) SIDE



I/O PANEL DIRECTION  
SECONDARY (SOLDER) SIDE

| #   | POS REF. | N  | DIM "G" | DIM "F" | "F" |
|-----|----------|----|---------|---------|-----|
| 36  |          | 6  | 8.15    | 6.00    | B17 |
| 64  |          | 20 | 22.15   | 20.00   | B31 |
| 98  |          | 37 | 39.15   | 37.00   | B48 |
| 164 |          | 70 | 72.15   | 70.00   | B81 |

|             |  |                |  |            |  |            |  |                            |  |
|-------------|--|----------------|--|------------|--|------------|--|----------------------------|--|
| mat'l. code |  | surface        |  | tolerance  |  | projection |  | product family             |  |
| -           |  | -              |  | ASME_Y14.5 |  |            |  | PCI_EXPRESS                |  |
| lfr         |  | ecn no         |  | dr         |  | date       |  | title                      |  |
|             |  |                |  |            |  |            |  | PCI_EXPRESS_CARD_EDGE_GEN3 |  |
|             |  |                |  |            |  |            |  | ONE_OPEN_END_SMT_ASS'Y     |  |
|             |  |                |  |            |  |            |  | dwg no                     |  |
|             |  |                |  |            |  |            |  | sheet 2 of 4               |  |
|             |  |                |  |            |  |            |  | size                       |  |
|             |  |                |  |            |  |            |  | A4                         |  |
|             |  |                |  |            |  |            |  | type                       |  |
|             |  |                |  |            |  |            |  | CUSTOMER Drawing           |  |
| sheet index |  | revision sheet |  | A          |  | 4          |  |                            |  |



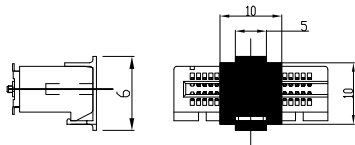
RECOMMENDED PCB LAYOUT, PAD TYPE

| DIMENSIONS |         |         |         |    |         |       |         |
|------------|---------|---------|---------|----|---------|-------|---------|
| POSITION   | B ±0.20 | C ±0.20 | D ±0.23 | E  | H ±0.10 | J     | K ±0.10 |
| 36         | 27.00   | 9.15    | 25.00   | 6  | 28.00   | 6.00  | 9.15    |
| 64         | 41.00   | 23.15   | 39.00   | 20 | 42.00   | 20.00 | 23.15   |
| 98         | 58.00   | 40.15   | 56.00   | 37 | 59.00   | 37.00 | 40.15   |
| 164        | 91.00   | 73.15   | 89.00   | 70 | 92.00   | 70.00 | 73.15   |

|             |  |                |  |         |  |             |  |                                       |  |            |  |                 |  |                            |  |                        |  |
|-------------|--|----------------|--|---------|--|-------------|--|---------------------------------------|--|------------|--|-----------------|--|----------------------------|--|------------------------|--|
| mat'l. code |  | -              |  | surface |  | - ✓         |  | tolerance                             |  | ASME_Y14.5 |  | projection      |  | product family             |  | PCI_EXPRESS            |  |
| lfr         |  | ecn no         |  | dr      |  | date        |  | tolerances unless otherwise specified |  | MM         |  | title           |  | PCI_EXPRESS_CARD_EDGE_GEN3 |  | ONE_OPEN_END_SMT_ASS'Y |  |
|             |  |                |  |         |  |             |  | angles                                |  | .02±0.20   |  | scale N/A       |  | dwg no                     |  | sheet 3 of 4 size      |  |
|             |  |                |  |         |  |             |  | ±2'                                   |  | .00±0.10   |  | Amphenol<br>FCI |  | 10138958                   |  | A4                     |  |
|             |  |                |  | dr      |  | ZHENHUA_LIU |  | 2016-03-04                            |  |            |  |                 |  | type                       |  | CUSTOMER Drawing       |  |
|             |  |                |  | enfr    |  | ZHENHUA_LIU |  | 2016-03-04                            |  |            |  |                 |  |                            |  |                        |  |
|             |  |                |  | chr     |  | STONE_LI    |  | 2016-03-04                            |  |            |  |                 |  |                            |  |                        |  |
|             |  |                |  | appd    |  | PM_ZHENG    |  | 2016-03-04                            |  |            |  |                 |  |                            |  |                        |  |
| sheet index |  | revision sheet |  | A       |  | 4           |  |                                       |  |            |  |                 |  |                            |  |                        |  |

NOTES:

- 1.MATERIAL:  
HOUSING: NYLON, GLASS FILLED UL94V-0 RATE, HALOGEN FREE.  
TERMINAL: COPPER ALLOY  
PLATING: SEE PRODUCT NUMBER CODE
- 2.PRODUCT SPECIFICATION: GS-12-390.
- ③THE HORIZONTAL AXIS FOR THE PAD PATTERN IS ESTABLISHED BY  
A LINE THROUGH THE CENTER OF THE TWO Ø1.0 HOLES.  
THE VERTICAL AXIS IS 90° TO THE HORIZONTAL AXIS, THROUGH THE CENTER OF DATUM -Z-
- ④NO TIE BAR PERMITTED FROM CARD EDGE TO LEADING EDGE OF PAD FOR PIN "A1" AND PIN NUMBER "F"
- ⑤CHAMFER EDGES MUST BE FREE OF CUTTING BURRS.
- 6.RoHS COMPATIBLE PRODUCT SPECIFICATIONS
  - a - PLATING:  
- "LF" MEANS THE PRODUCT IS LEAD-FREE
  - b - MANUFACTURING PROCESS COMPATIBILITY  
- THE HOUSING WILL WITHSTAND EXPOSURE TO 260°C PEAK TEMPERATURE FOR 5 SECONDS IN A CONVECTION, INFRA-RED OR VAPOR PHASE REFLOW OVEN.



POSITION OF CAP

PRODUCT NUMBER CODE

10138958 - X X X X L F

HOUSING COLOR OPTIONS  
1-BLACK

TERMINAL PLATING OPTIONS  
0-50u" Ni UNDERPLATE  
30u" Au CONTACT AREA  
100u" TIN TAIL AREA -----COMPATIBLE RoHS  
1-50u" Ni UNDERPLATE  
15u" Au CONTACT AREA  
100u" TIN TAIL AREA -----COMPATIBLE RoHS  
2-50u" Ni UNDERPLATE  
GOLD FLASH CONTACT AREA  
100u" TIN TAIL AREA -----COMPATIBLE RoHS

LEAD FREE OPTION

PACKAGING OPTIONS  
T-TRAY PACKAGING WITHOUT CAP  
P-TAPE & REEL PACKAGING WITH CAP (FOR 36P & 64P& 98P OPTIONS ONLY)  
C-TRAY PACKAGING WITH CAP  
Y-HARD TRAY (FOR 164P OPTION ONLY)  
B-HARD TRAY WITH CAP (FOR 164P OPTION ONLY)

PDS OPTIONS  
0-36  
1-64  
2-98  
3-164

|             |          |     |             |                                       |      |             |                            |                 |                   |             |  |
|-------------|----------|-----|-------------|---------------------------------------|------|-------------|----------------------------|-----------------|-------------------|-------------|--|
| mat'l. code |          | -   |             | surface                               | -    | tolerance   | ASME_Y14.5                 | projection      | product family    | PCI_EXPRESS |  |
| lfr         | ecn no   | dr  | date        | tolerances unless otherwise specified |      | angles      |                            | MM              | title             |             |  |
|             |          |     |             | ±2'                                   | line | .02±0.30    | PCI_EXPRESS_CARD_EDGE_GEN3 |                 |                   |             |  |
|             |          |     |             |                                       |      | .00±0.20    | ONE_OPEN_END_SMT_ASS'Y     |                 |                   |             |  |
|             |          |     |             |                                       |      | .000±0.10   | scale N/A                  |                 | sheet 4 of 4 size |             |  |
|             |          | dr  | ZHENHUA_LIU | 2016-03-04                            | enfr | ZHENHUA_LIU | 2016-03-04                 | Amphenol<br>FCI | dwg no            |             |  |
|             |          | chr | STONE_LI    | 2016-03-04                            | appr | PM_ZHENG    | 2016-03-04                 |                 | 10138958          |             |  |
|             |          |     |             |                                       |      |             |                            |                 | CUSTOMER Drawing  |             |  |
| sheet index | revision | A   |             |                                       |      |             |                            |                 |                   |             |  |
|             | sheet    | 4   |             |                                       |      |             |                            |                 |                   |             |  |