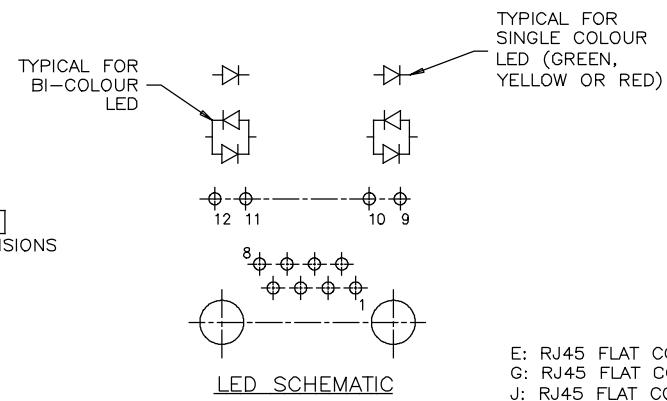
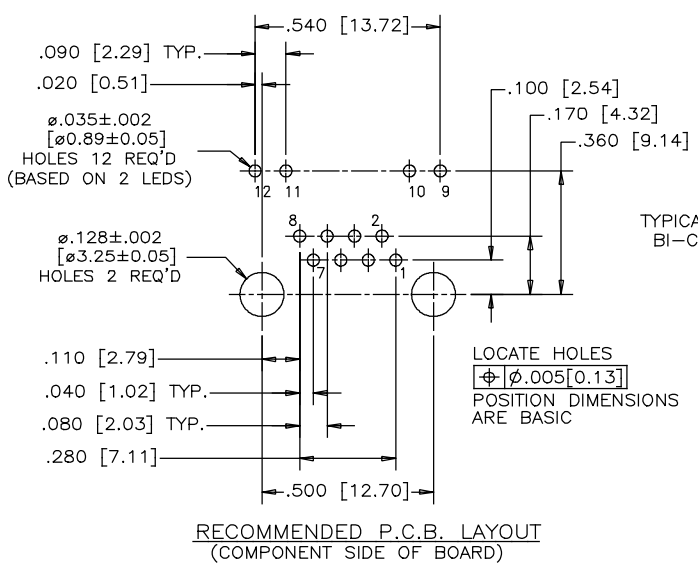
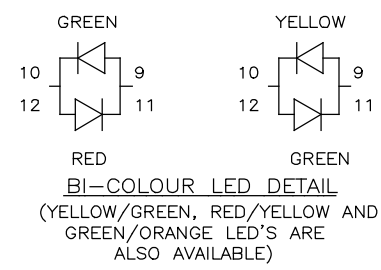
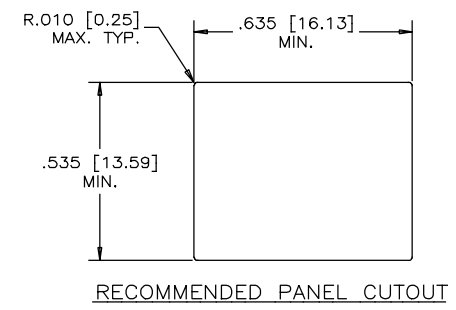
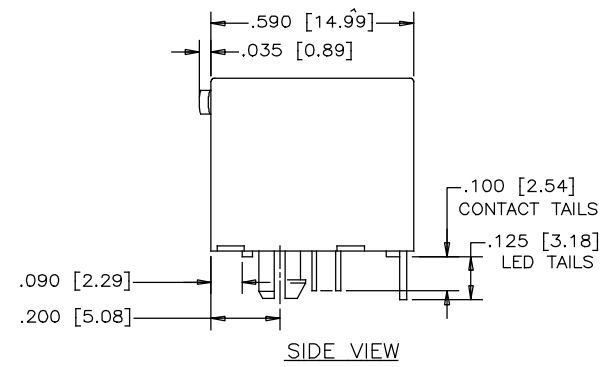
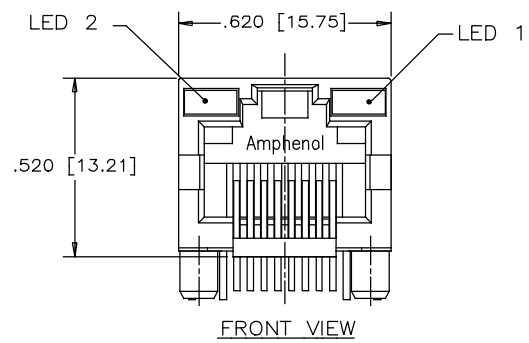


REVISIONS			
REV	DESCRIPTION, ECN, EAR NO.	DATE	APP'D
A	NEW PROPOSAL	09/06/15	L.CHAN



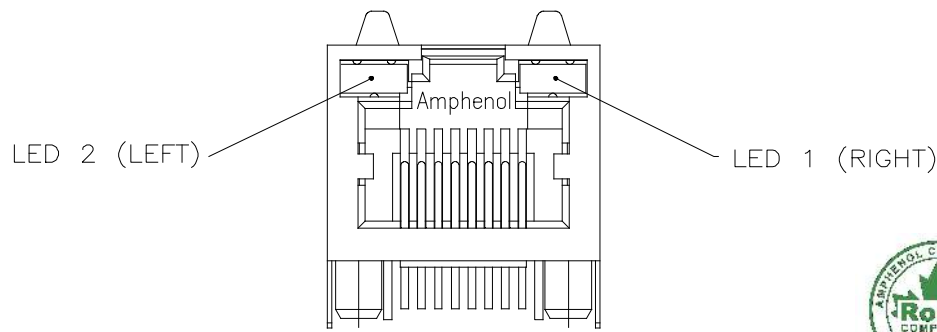
1. **MATERIALS:**
- PLASTIC HOUSING: HIGH TEMPERATURE ENGINEERING THERMOPLASTIC FLAMMABILITY RATING UL 94V-0 COLOUR: BLACK.
 - CONTACTS: PHOSPHOR BRONZE
 - PLATING: GOLD ON MATING SURFACES (SEE PART NO. FOR THICKNESS).
50 μ" [1.27 MICRONS] MIN. NICKEL UNDERPLATE
100 μ" [2.54 MICRONS] MIN. MATTE TIN ON CONTACT TAILS.

PART NUMBER: RJHSE-X08X

- E: RJ45 FLAT CONTACT WITH 6u" GOLD PLATING.
 - G: RJ45 FLAT CONTACT WITH 15u" GOLD PLATING.
 - J: RJ45 FLAT CONTACT WITH 30u" GOLD PLATING.
 - 5: RJ45 FLAT CONTACT WITH 50u" GOLD PLATING.
- REFER TO LED OPTIONS DRAWING FOR ORDERING CODES

THIS DOCUMENT CONTAINS PROPRIETARY INFORMATION AND SUCH INFORMATION MAY NOT BE DISCLOSED TO OTHERS FOR ANY PURPOSE OR USED FOR MANUFACTURING PURPOSES WITHOUT WRITTEN PERMISSION FROM AMPHENOL CANADA CORP.

UNLESS SPECIFIED OTHERWISE	DRAWN <i>FRANK.W</i>	DATE <i>09/06/15</i>	Amphenol Canada Corp. www.amphenolcanada.com
PRIMARY UNITS INCH	CHECKED <i>LAWRENCE.C</i>	<i>09/06/15</i>	
SECONDARY MILLIMETER	M.E. APP'D		
REFERENCE IN PARENTHESES	Q.A. APP'D		TITLE SINGLE-PORT HIGH SPEED RJ45 MODULAR JACK, WITH LED OPTION, 8 POS. 8 CONTACTS, NO SHIELD-RoHS COMPLIANT
GENERAL TOLERANCES			DWG. NO. P-RJHSE-X08X
1 DECIMAL PLACE ±0.025	DWG APPR.		REV A
2 DECIMAL PLACES ±0.020	ENG. REL. NO.		
3 DECIMAL PLACES ±0.015	REF.		
ANGULAR DEGREES ±1.0°	THIRD ANGLE PROJECTION	DO NOT SCALE DRAWING	
CODE ID NO. 03554 DWG SIZE: C SCALE: N/A SHEET 1 OF 1			



TYPICAL FOR SINGLE & MULTI-PORT



EXAMPLE:
PART NUMBER RJHSE-538X

LED COLOR CODE

CODE	LED 2 (LEFT)	LED 1 (RIGHT)	CODE	LED 2 (LEFT)	LED 1 (RIGHT)	CODE	LED 2 (LEFT)	LED 1 (RIGHT)
0	BLOCKED	BLOCKED	9	GREEN	BLOCKED	J	BiC RD/GR	YELLOW
1	YELLOW	GREEN	A	BiC GR/YE	BiC GR/YE	K	YELLOW	BiC GR/OR
2	BLOCKED	GREEN	B	BiC RD/GR	BiC RD/GR	L	BiC GR/YE	RED
3	YELLOW	BLOCKED	C	BiC RD/GR	BiC GR/YE	M	RED	YELLOW
4	GREEN	YELLOW	D	GREEN	BiC GR/YE	N	BiC GR/RD	BiC GR/YE
5	GREEN	GREEN	E	YELLOW	BiC GR/YE	P	GREEN	BiC RD/GR
6	YELLOW	YELLOW	F	BiC GR/YE	YELLOW	R	BiC GR/OR	GREEN
7	RED	GREEN	G	BiC GR/OR	BiC GR/OR	T	RED	RED
8	GREEN	RED	H	BiC GR/YE	GREEN	V	BiC RD/GR	GREEN
						W	ADDITIONAL	OPTIONS

EXAMPLE OF ADDITIONAL LED OPTIONS:

PART NUMBER RJHSE-538W-01Y

ADDITIONAL LED COLOR CODE
DENOTES ADDITIONAL LED OPTIONS TO BE USED

CODE	LED 2 (LEFT)	LED 1 (RIGHT)	CODE	LED 2 (LEFT)	LED 1 (RIGHT)	CODE	LED 2 (LEFT)	LED 1 (RIGHT)
0	DO NOT USE		5	BLOCKED	YELLOW	E	BiC GR/YE	BiC GR/RD
1	RED	BLOCKED	6	RED	BiC RD/GR	A	LOWC YE	LOWC YE
2	BiC GR/OR	YELLOW	7	BLOCKED	BiC RD/GR	B	LOWC YE	LOWC GR
3	YELLOW	RED	8	BiC RD/GR	BLOCKED	C	LOWC GR	LOWC YE
4	BLOCKED	RED	9	BiC GR/YE	BLOCKED	D	LOWC GR	LOWC GR
						M	LOWC RD	LOWC YE

REVISIONS				
SYM	ZONE	ECN, ERN NO.	DATE	APPRD.
A		PROPOSAL	SEP21/04	
B		ADD LED CODE N	AUG16/12	L.C
C		UPDATE RoHS STAMP	AUG30/13	L.C
D		UPDATE SPEC.	MAY07/14	L.C

LED SPECIFICATIONS:
FORWARD VOLTAGE: 2.1 VOLTS TYP.
REVERSE VOLTAGE: 5.0 VOLTS MIN.
LUMINOUS INTENSITY: 0.5 mCd MIN.
(AT If=2mA)
OPERATING TEMPERATURE: -55° TO 85° C
LEAD SOLDERING TEMPERATURE: 260° C
(5 SEC, 1/16" FROM CASE)
PLATING ON TAILS: TIN OR TIN/COPPER ALLOY OVER SILVER

PRIMARY COLOR FOR BI-COLOR LEDS IN STANDARD ANODE/CATHODE CONFIGURATION IS:
RED-GREEN= RED
RED-YELLOW= RED
GREEN-YELLOW= GREEN
GREEN-ORANGE= GREEN

LEGEND
BiC=BI-COLOR LED
LOWC=LOW CURRENT LED
YE=YELLOW
GR=GREEN
RD=RED
OR=ORANGE

NOTE:
THE TWO DIGITS PRECEDING THE ADDITIONAL LED CODE MUST BE USED IN THE PART NUMBER, WHEN ORDERING ANY OF THE ADDITIONAL LED OPTIONS.

DRAWN K. LAMBIE	DATE SEP21/04	Amphenol Canada Corp.		
DESIGNED				
CHECKED		TITLE LED OPTIONS FOR RJHSE, SINGLE OR MULTI-PORT CONNECTORS - RoHS COMPLIANT		
I. E. APPRD.				
Q. A. APPRD.		DWG	DRAWING NO.	REV. D
DWG. APPRD.		P-RJHSE-LEDS		
ENG. REL. NO.		SCALE	WT. -----	SURF. -----
REF.		SHEET 1 OF 1		
DIMENSIONS ARE IN INCHES [mm]	CODE ID. NO. 03554			

THIS DOCUMENT CONTAINS PROPRIETARY INFORMATION AND SUCH INFORMATION MAY NOT BE DISCLOSED TO OTHERS FOR ANY PURPOSE OR USED FOR MANUFACTURING PURPOSES WITHOUT WRITTEN PERMISSION FROM AMPHENOL CANADA CORP.