

## Mid-Range Electrolytic Tilt Sensor

Part Number: 0737-0101-99 and 0719-3705-99



### Operating Specifications<sup>1</sup>

Operating range	±10°
Linear Range	±5°
Axes of Measurement	1
Repeatability	≤0.0006°
Resolution	≤0.0003°
Null Offset (PN 0719-3705-99 only)	≤0.003°
Long Term Stability/Drift	≤0.0006°
Operating Temperature	-20 °C to 50 °C
Storage Temperature	-55 °C to +125 °C
Null Impedance	3.6 kΩ
Time Constant (63.2% of final output)	≤500 ms
Materials	Non-magnetic
Maximum Current at Null	5 mA (continuous)

### Physical Characteristics

#### 0737-0101-99 (sensor)

Length	29 mm (1.13")
Diameter	8 mm (0.33")
Lead Length	381 mm (15.0")
Wire Gauge	30 AWG
Weight	4 g

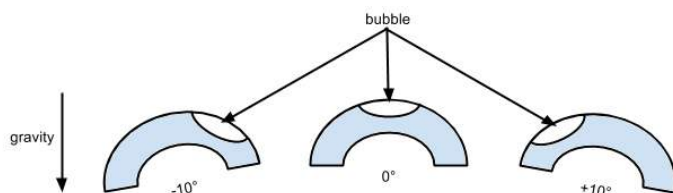
#### 0719-3705-99 (encapsulated sensor)

Length	41 mm (1.63")
Width	13 mm (0.5")
Height	16 mm (0.625")
Post Diameter	2 mm (0.086")
Post Height	9 mm (0.37")
Lead Length	381 mm (14.0")
Wire Gauge	30 AWG
Weight	21 g

### Benefits

- Extremely high accuracy, resolution, and repeatability
- Very low power consumption
- Extremely long life
- Minimal drift over lifetime compared to MEMS devices
- Excellent customer support
- Manufactured in the United States of America

### Functional Diagram



### Description

The 0737-0101-99 mid-range electrolytic tilt sensor provides extremely high accuracy position measurements in one axis over a ±10° angle range. This sensor can also be encapsulated (PN 0719-3705-99) to simplify integration into a larger system.

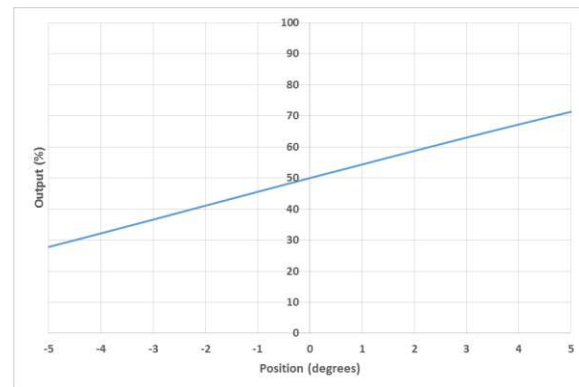
This is a passive sensor that requires signal conditioning electronics to provide an output. For a list of compatible signal conditioners, see the Related Products section on page 2.

### Applications

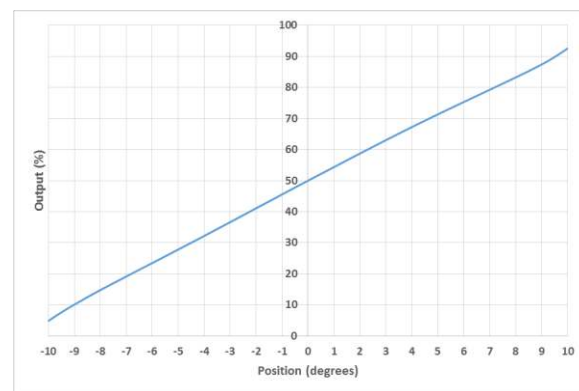
- Geotechnical and geophysical monitoring
- Structural monitoring
- Tilt meters, tilt beams, and horizontal inclinometers
- Railway track monitoring
- Machine tool leveling
- Zero reference

View a full list of applications for our sensors on our website at [www.frederickscompany.com](http://www.frederickscompany.com).

### Linear and Operating Range Behavior



Linear Range



Operating Range

### Certifications and Ratings

- RoHS Compliant

<sup>1</sup> See application note AN1002 for operating specification definitions.

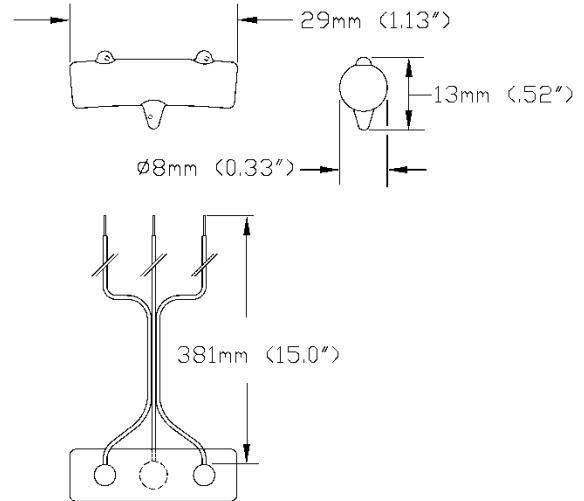
## Mid-Range Glass Electrolytic Tilt Sensor

Part Number: 0737-0101-99 and 0719-3705-99

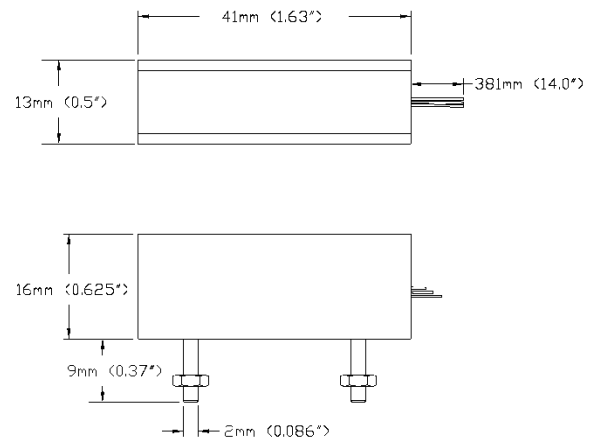


### Dimensional Drawings

#### 0737-0101-99



#### 0719-3705-99



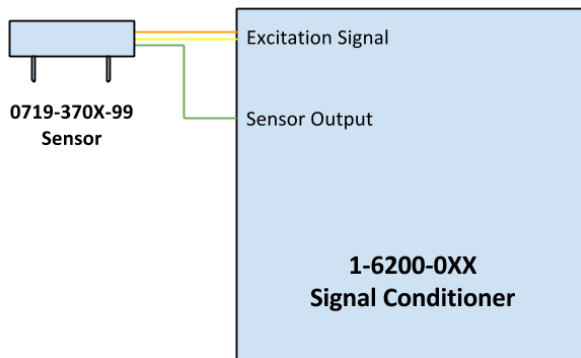
When using an excitation circuit not designed by The Fredericks Company, ensure that no direct current passes through the sensor. Direct current will lead to sensor damage, output drift, and general instability. For a description of hardware and software design for this sensor, see application note AN1000.

The 0737-0101-99 and 0719-3705-99 must be mounted horizontally (parallel to the surface of the earth and perpendicular to the force of gravity). For best performance, isolate the sensor from vibrations when mounting it.

Further information on electrolytic tilt sensor basics is provided on our website at [www.frederickscompany.com](http://www.frederickscompany.com).

### Test Circuit

All data was acquired with a Fredericks Company Dual Axis 6200 Series Signal Conditioner in single axis mode at 20° C. A general schematic of our signal conditioners is provided below. Further information on sensor excitation and excitation circuitry is provided on The Fredericks Company website and in the application note AN1000.



### Related Products

#### Signal Conditioners (PCB, no sensors)

1-6200-005	SPI interface
1-6200-006	RS-232 interface
1-6200-007	Analog/PWM interface
1-6200-008	RS-485 interface
1-6200-012	Analog/RS-232 interface, high accuracy

Visit our website at [www.frederickscompany.com](http://www.frederickscompany.com) for a full list of products.

### Contact Us

The Fredericks Company  
 2400 Philmont Avenue  
 Huntingdon Valley, PA 19006  
 tel: +1 215 947 2500  
 fax: +1 215 947 7464  
 email: [sales@frederickscompany.com](mailto:sales@frederickscompany.com)  
 web: [www.frederickscompany.com](http://www.frederickscompany.com)

Disclaimer: Specifications subject to change without notice. The Fredericks Company assumes no responsibility for inaccuracies in product specifications or any liability arising from product use.  
 © 2016 The Fredericks Company