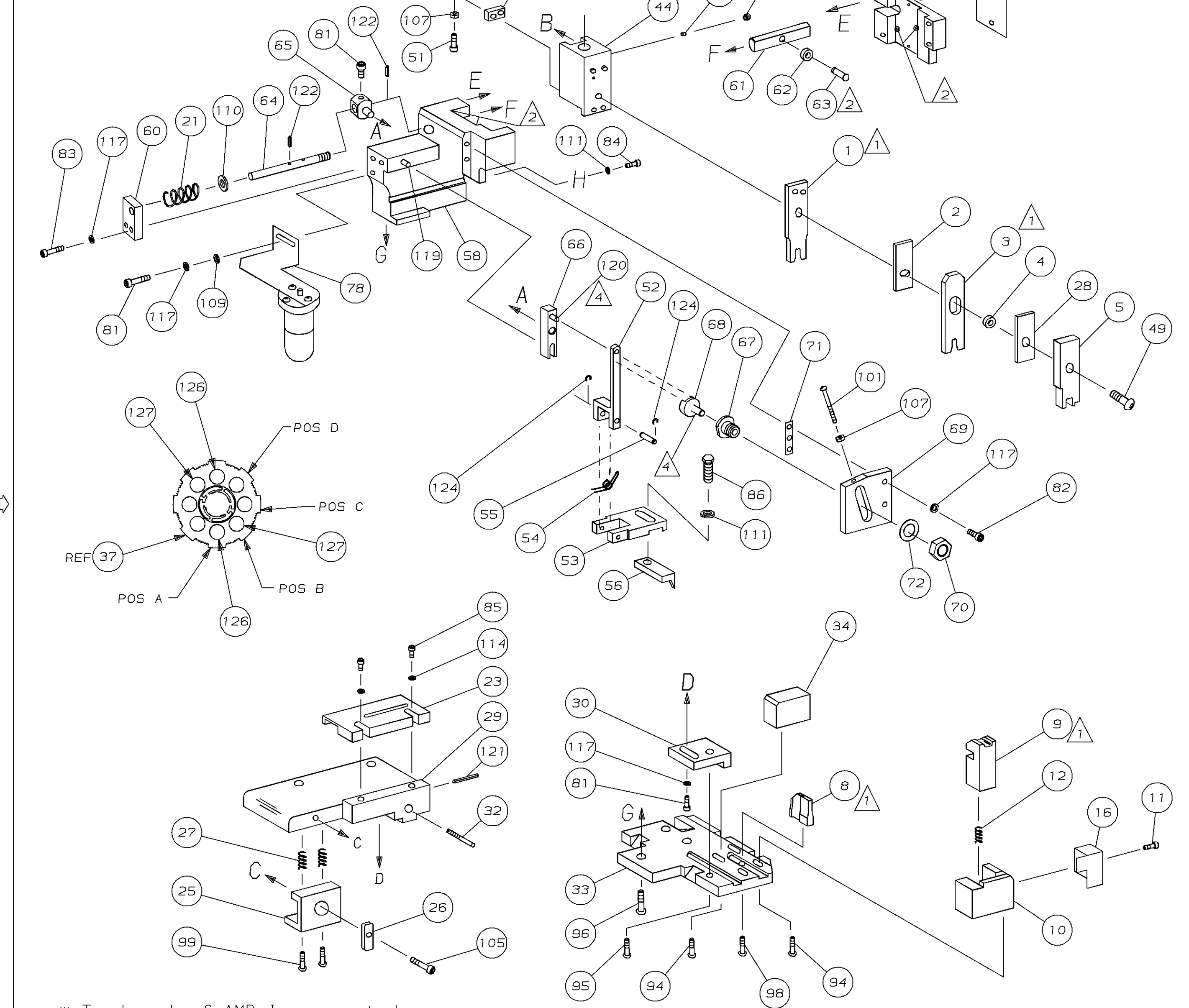
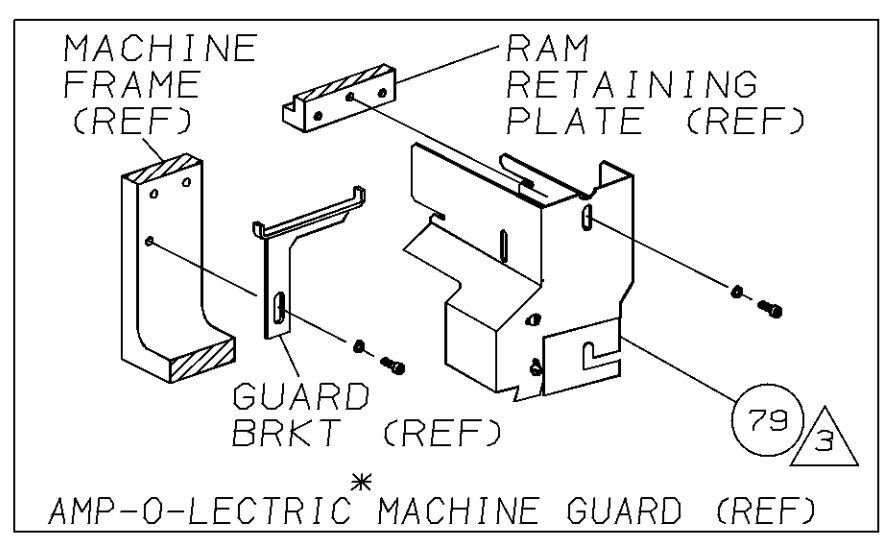
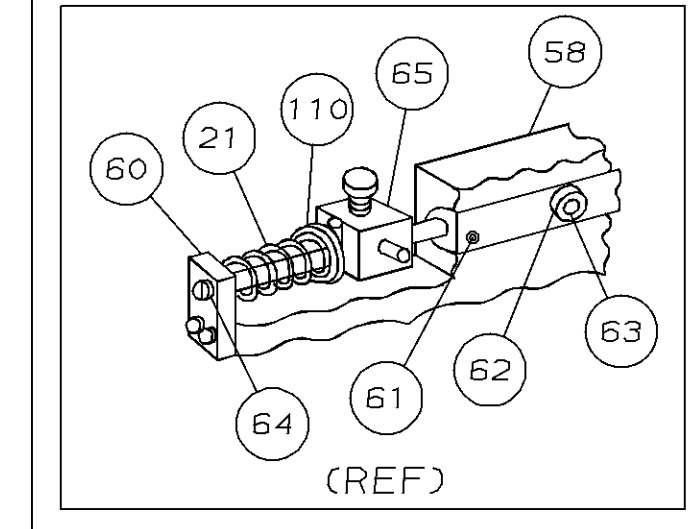
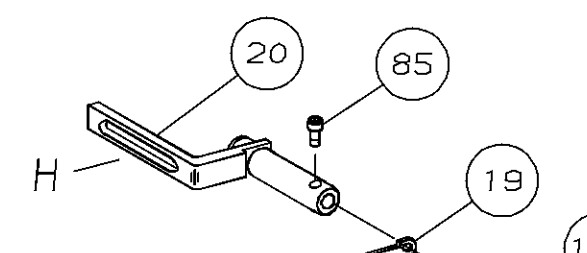
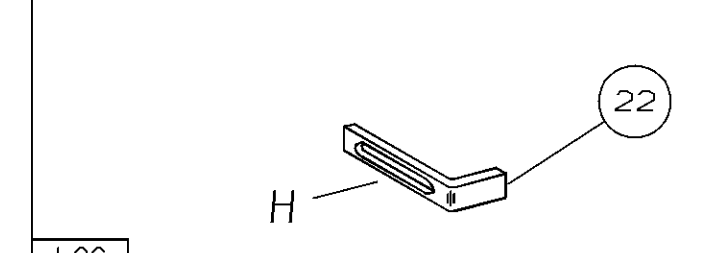
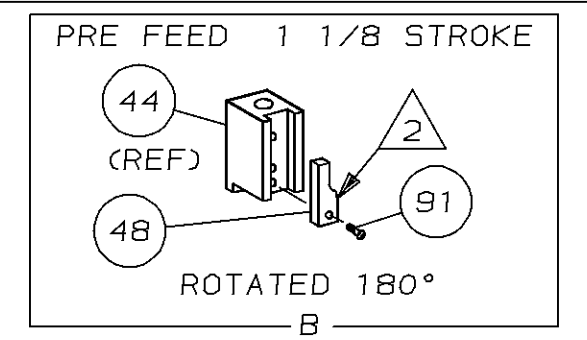
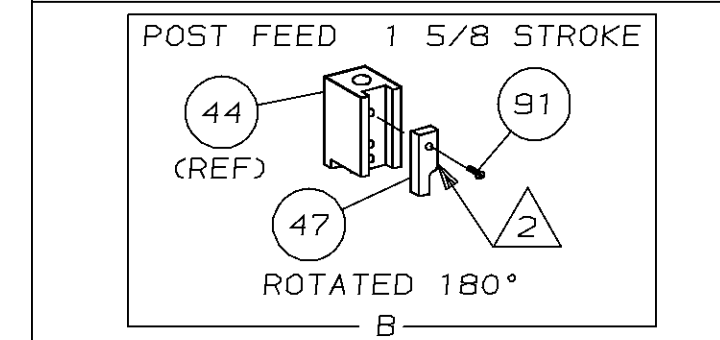


PART NUMBER	REV	FIRST USED
680029-1	B	854400-1
680029-2	B	565435-5

PRELIMINARY



\* Trademark of AMP Incorporated



- 1 RECOMMENDED SPARE PARTS.
- 2 GREASE LIGHTLY.
- 3 GUARD MUST BE IN PLACE WHEN OPERATING APPLICATOR IN AMP-O-LECTRIC MACHINE.
- 4 LUBRICATE DAILY USING NO. 20 MACHINE OIL.

TERMINAL NAME:		CONTACT PIN & SOCKET	
PIN	SOCKET	PAD LTR	CRIMP HEIGHT
786966	786964	A	.116 ±.002
		B	.098 ±.002
		C	NOT USED
		D	NOT USED
WIRE		CRIMP	SIZE
			TYPE
			RANGE
		WIRE	.160 F 12-10
		INSUL	.230 0 .180-.200
		FEED	APPL INST SET UP GAGE LAYOUT
		.800	408-8040 458637-1 L1521
TERM APPL SPEC -		WIRE STRIP LENGTH -	

CRIMPING DATA			
PAD LTR	CRIMP HEIGHT	WIRE SIZE	
A	.116 ±.002	10	
B	.098 ±.002	12	
C	NOT USED		
D	NOT USED		
CRIMP	SIZE	TYPE	RANGE
WIRE	.160	F	12-10
INSUL	.230	0	.180-.200
FEED	APPL INST	SET UP GAGE	LAYOUT
.800	408-8040	458637-1	L1521
TERM APPL SPEC -		WIRE STRIP LENGTH -	

QTY	REV	U/M	DWG SIZE	PART NO	DESCRIPTION	ITEM NO
1	1	-				129
1	1	-				128
2	2	-	C	2-354778-5	PIN, WIRE DISC (.2620)B	127
2	2	-	C	1-354778-1	PIN, WIRE DISC (.2550)A	126
1	1	-	A	986950-1	WASHER, FLAT PRECISION	125
2	2	-	A	21045-3	RING, RET "C" (Ø.187)FD FING PIN	124
						123
2	2	-	A	5-21028-1	PIN, SLT SPR (Ø.125x.50)ADJ ROD	122
1	1	-	A	4-21028-0	PIN, SLT SPR (Ø.093x.75)ST GDE PL	121
1	1	-	A	1-21030-1	PIN, DOWEL (Ø.187x.50)LEVER	120
1	1	-	A	1-21030-6	PIN, DOWEL (Ø.187x1.25)HOUSING	119
						118
6	5	-	A	21024-5	WASHER, LOCK (#10)ADJ BLOCK	117
						116
						115
2	2	-	A	21024-2	WASHER, LOCK (#4)FRONT STP GUIDE	114
						113
						112
4	4	-	A	21024-4	WASHER, LOCK (#8)STRIPPER	111
1	1	-	A	21899-4	WASHER, FLAT (Ø5/16) SCREW ADJ	110
1	REF	-	A	21899-2	WASHER, FLAT (NO. 10)LUB ASSY	109
						108
2	2	-	A	21018-5	NUT, HEX (6-32)FEED ADJ	107
						106
1	1	-	A	22353-8	SCR, SHLD (Ø.187x.25)DRAG LEVER	105
1	-	-	A	992031-1	PIN, CLEVIS	104
1	1	-	A	21009-2	SCR, SKT SET (1/4-20x.25 LW)RAM	103
2	2	-	A	21017-2	SCR, DRIVE (#2x.19)ID PLATE	102
1	1	-	A	6-23715-5	SCR, PAN HD (6-32x1.50)FEED ADJ	101
1	1	-	B	461264-1	PLATE, IDENTIFICATION	100
2	2	-	A	3-21002-0	SCR, BHC (10-32x.88)DRAG	99
1	1	-	A	22733-8	SCR, BHC (8-32x.38 LW)ANVIL	98
2	2	-	A	2-21002-9	SCR, BHC (10-32x.75)CAP	97
3	3	-	A	2-22733-8	SCR, BHC (1/4-20x.62)HOUSING	96
1	1	-	A	2-21002-7	SCR, BHC (10-32x.50)SG ADJ BLOCK	95
4	4	-	A	2-21002-2	SCR, BHC (8-32x.50)SHEAR	94
						93
						92
						91
1	1	-	A	1-21002-7	SCR, BHC (6-32x.38)CAM	90
						89
						88
2	2	-	A	2-21000-9	SCR, SHC (8-32x.75)HOLD DOWN	87
1	1	-	A	2-22603-0	SCR, HEX HD (8-32x.31)FEED FINGER	86
3	2	-	A	1-21000-6	SCR, SHC (4-40x.62)F ST GUIDE	85
1	1	-	A	2-21000-7	SCR, SHC (8-32x.50)STRIPPER	84
2	2	-	A	3-21000-7	SCR, SHC (10-32x.75)FEED ROD GD	83
2	2	-	A	3-21000-6	SCR, SHC (10-32x.62)FEED ADJ BLK	82
3	2	-	A	3-21000-4	SCR, SHC (10-32x.38)SG ADJ BL	81
						80
1	-	-	D	455755-3	GUARD ASSY	79
1	REF	-	C	1-465184-0	LUBRICATOR ASSY	78
						77
						76
						75
1	1	-	A	690603-1	SPRING, ASSIST	74
1	1	-	A	23030-1	SCR, SKT CAP (6-32x.25)CP DSC	73
1	1	-	A	458109-1	WASHER, SPECIAL	72
1	1	-	A	690517-1	SPACER	71

△

△

△

△

△

△

LOC A  
DIST 66

DIMENSIONS IN INCHES. DO NOT SCALE PRINT. TOLERANCES UNLESS OTHERWISE SPECIFIED.			MATERIAL LIST		
DR	DATE	APP	HT TR	FIN	
M. O'BRINE	8/30/93	B. WOLFE	-	-	
CHK	9-7-93	REL			
2 PLC DEC	C. ERISMAN	B. MORGAN			
3 PLC DEC					
4 PLC DEC					
REMOVE BURRS, BREAK SHARP EDGES R.015 MAX					
NAME: SIDE FEED HDM APPLICATOR			MACHINE REF: MINI APPL		
SCALE: -	DWG NO: 680029	SHEET: 1 of 1	REV: B		

THIS DRAWING IS A CONTROLLED DOCUMENT FOR AMP INCORPORATED. IT IS SUBJECT TO CHANGE AND THE CONTROLLING ENGINEERING ORGANIZATION SHOULD BE CONTACTED FOR THE LATEST REVISION.

THIS INFORMATION IS CONFIDENTIAL AND IS DISCLOSED TO YOU ON CONDITION THAT NO FURTHER DISCLOSURE IS MADE BY YOU TO OTHER THAN AMP PERSONNEL WITHOUT WRITTEN AUTHORIZATION FROM AMP INCORPORATED, HARRISBURG, PA.