REV	DIST	REVISIONS				
AA	22	#	LTR	DESCRIPTION	DATE	BY	APVD
			B	REV PER ECO-08-018510	06JUL2008	QL	TX

MECHANICAL:

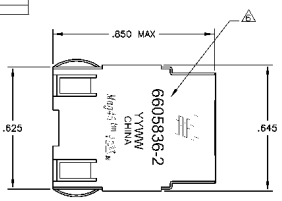

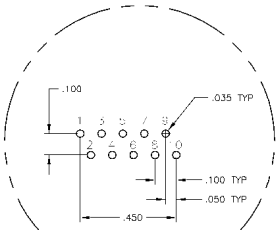

Pin Designations

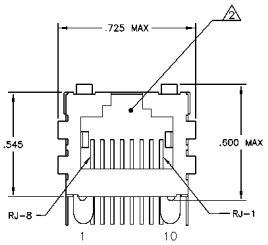

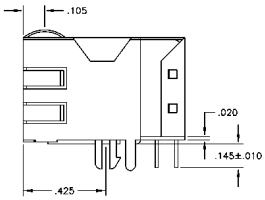

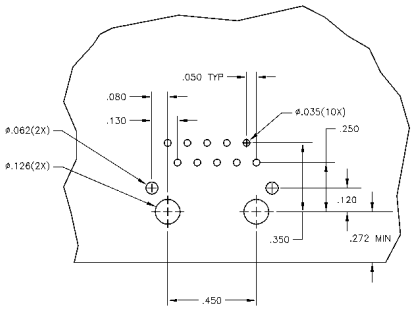

Suggested PCB Layout
(Component Side)

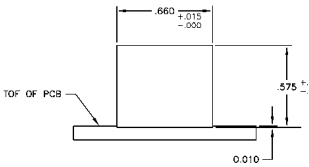

Suggested Panel Cutout

7D15P1 SERIES MAGNETIC CIRCUIT 3 5

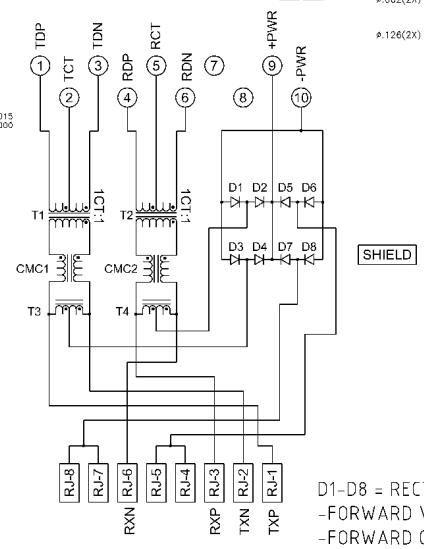

D1-D8 = RECTIFIER DIODE:
-FORWARD VOLTAGE, VF = 1.2V MAX @ IF=0.5A
-FORWARD CURRENT, IF = 0.5A MAX
-REVERSE VOLTAGE, VR = 80V MAX

1 MATERIALS
- HOUSING - THERMOPLASTIC PBT POLYESTER FLAMMABILITY RATING UL 94V-0
- SHIELD - .010" THICK, C75800 BRASS PREPLATED WITH 50µ(INC) MIN SEMI-BRIGHT NICKEL, SOLDER TABS POST DIPPED WITH 100µ(INC) MIN SAC SOLDER.
- PIN - MAX CONTACT 5 - 0.015", 0.013" PHOSPHOR BRONZE - 50µ(INC) MIN OVERALL NICKEL UNDERPLATE WITH SELECT 50µ(INC) MIN MATTE GOLD MINIMUM PLATE SOLDER AREA WITH 100µ(INC) MIN MATTE TIN AND/OR SAC SOLDER DIP

2 RJ45 JACK CAVITY CONFORMS TO FCC RULES AND REGULATIONS PART 68, SUBPART F

3 MAGNETICS
- TYPE NAME - 7D15P1S
- JUMBO RJ45 10 COMPATIBLE 1X1 TE EX 11
- SPECIFICATION INDUCTANCE SOLDER 350µH PER IEEE802.3 CLAUSE 14
  8mA DC BIAS FROM 0°C TO 70°C, TX AND RX
  TOTAL CURRENT 350 mADC MAX
- PERFORMANCE @ 25°C
  INSERTION LOSS (1-100) 0.5dB MAX FROM 0.3MHZ TO 100MHZ
  RETURN LOSS (1-100) 16dB MIN FROM 0.3MHZ TO 30MHZ
  18-20LOG(F/80)dB MIN FROM 30.1MHZ TO 60MHZ
  14dB MIN FROM 60.1MHZ TO 80MHZ
  CROSSTALK ATTENUATION 35dB MIN FROM 0.3MHZ TO 30MHZ
  33.7LOG(F/60)dB MIN FROM 30.1MHZ TO 100MHZ
  COMMON MODE REJECTION RATIO 0.3MHZ 40dB MIN FROM 0.3MHZ TO 60MHZ
  ISOLATION VOLTAGE COMPLIES WITH IEEE802.3af 2003, PARA 33.4.1 ITEM 15

4 OPERATING TEMPERATURE RANGE FROM 0°C TO 70°C

5 INDICATOR LED COMPONENTS ARE FOR NO CONFIGURATION, THE MAGNETICS ARE SYMMETRIC AND THEREFORE ARE AUTO MDI/MDIX CAPABLE

6 VCCI-EMI ELECTRONICS DOC PART NUMBER DATA CODE COUNTRY OF ORIGIN MAY ACCURACY APPROVAL MARKING APPROXIMATE LOCATION SHOWN.

7 THE PARTS REFLOW WAVE SOLDERING PROCESS PEAK WAVE SOLDERING TEMPERATURE 260°C 10SECONDS MAX

6605836-2
PART NUMBER

THIS DRAWING IS A CONTROLLED DOCUMENT.	DRN L. VARELA – 01MAR2000	Tyco Electronics	Tyco Electronics Corporation Changsha, China
UNCLASSIFIED INCHES	CHK D. FARDLE – 01MAR2000		
	APVD D. FARDLE – 01MAR2000	NAME	1X1 MAG45(TM), 7DN2P1 SCHEMATIC, 715 SERIES CIRCUIT, PoE APPLICATION, SHIELDED, WITH NO LEDS
	PRODUCT SPEC 108-2100		
	APPLICATION SPEC —	SIZE A1	CAGE CODE 00779 DRAWING NO C-6605836
MATERIAL	WEIGHT —	CUSTOMER DRAWING	SCALE NTS SHEET 1 OF 1 REV B

RESTRICTED TO —