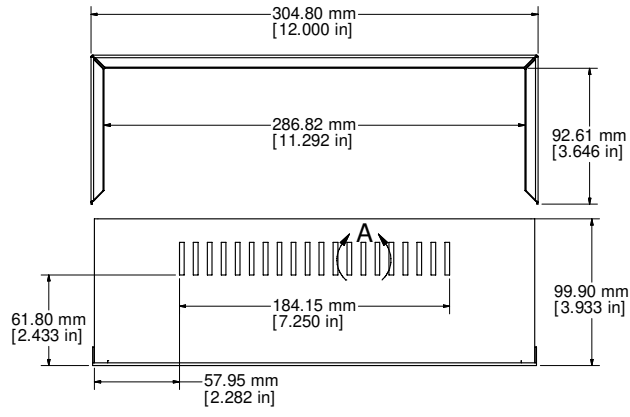
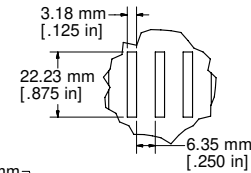
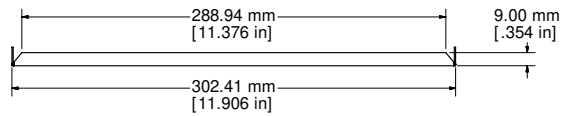
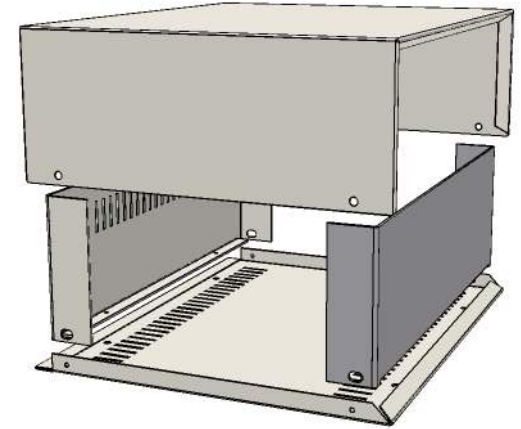


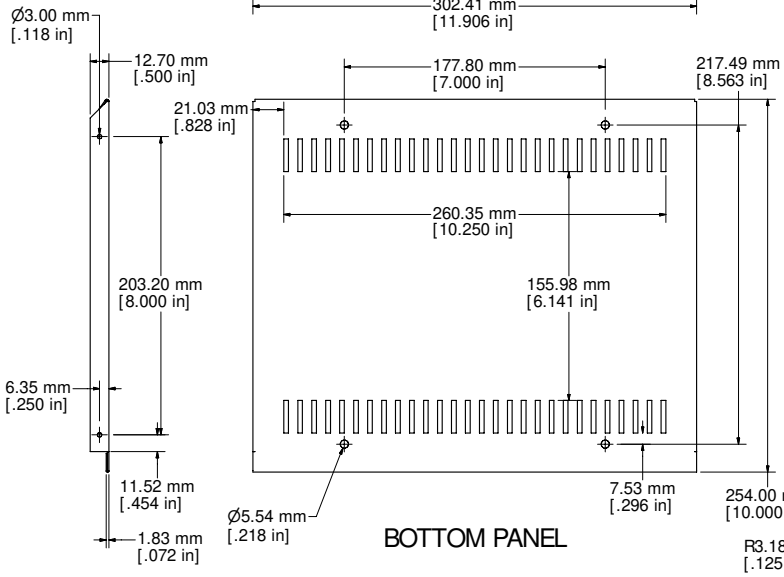
ASSEMBLY - SIDE VIEW EXPLODED



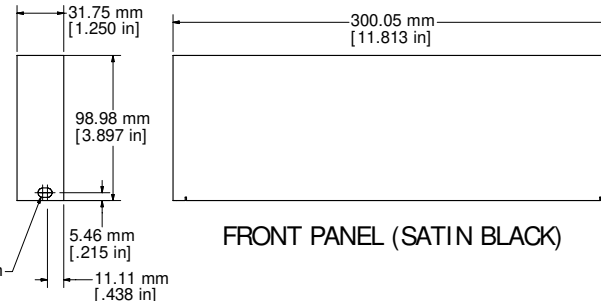
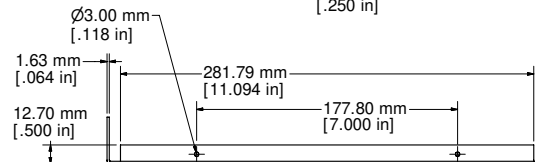
ASSEMBLY - REAR VIEW EXPLODED



DETAIL A



BOTTOM PANEL



FRONT PANEL (SATIN BLACK)

Enclosures can be Factory Modified ( Milling, Drilling, Printing etc. )  
 Contact Factory [mjm@hammondmfg.com](mailto:mjm@hammondmfg.com) for quotes  
 Solid models of this enclosure available in STEP or IGES.

1426W / 1426W-B	
1426W - Case/Rear Panel Off White	
1426W-B - Case/Rear Panel Satin Blue	
Screws / Feet	
Screws	4 - 6-32 x 1/4 self tapping
Feet	4 - Self Adhesive Rubber Feet
Replacement Screws	1421J6
Replacement Rubber Feet	1421T9

