



ANATECH ELECTRONICS INC
RF & Microwave Filters & Products

1550.42-1600.42 MHz Ceramic Band Pass Filter

Part Number: AM1575B1706



Electrical Specifications

Center Frequency: 1575.42 MHz
Bandwidth: Fo ± 25 MHz
Pass Band: 1550.42-1600.42 MHz
Insertion Loss in Bandwidth: 4.5 dB Max
Ripple in Bandwidth: 2.3 dB Max
Ripple (1555.42-1595.42 MHz): 1.5 dB Max
Return Loss: 12 dB Min
Group Delay Variation in (1555.42-1595.42 MHz): 20 ns
Attenuation: >15 dB @ 1542 MHz
 >15 dB @ 1608 MHz
 >50 dB @ 1530 MHz
 >50 dB @ 1620 MHz
 >60 dB @ 1626 MHz
In/Out Impedance: 50 Ω

Mechanical

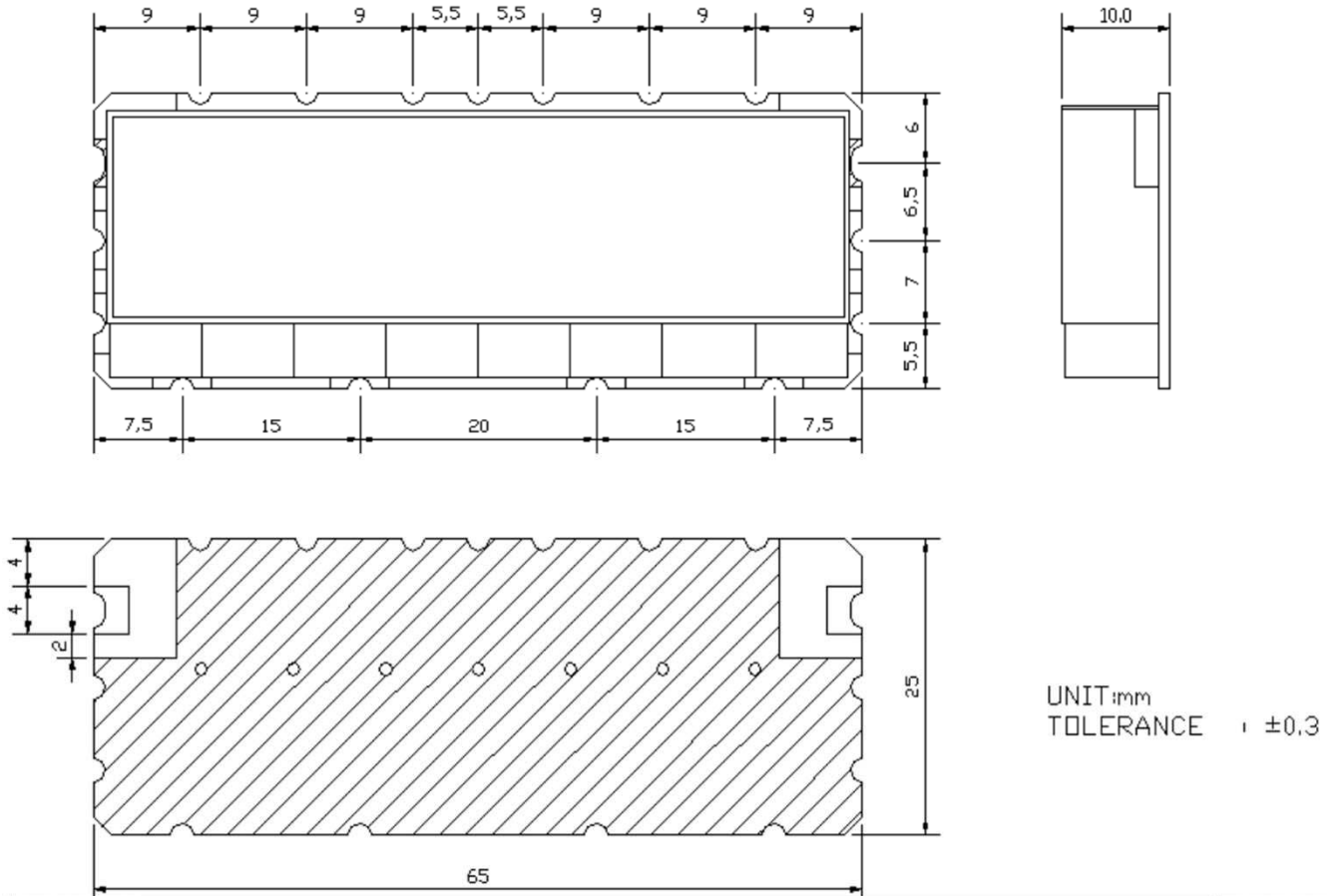
Mounting Method: SMT
Dimensions: 65 x 25 x 10 mm

Environmental

Operating Temperature: -20 to +70° C
Storage Temperature: -40 to +85° C
Shock: 20 G. 11 ms
Vibration: 20 G. 5 to 200 MHz

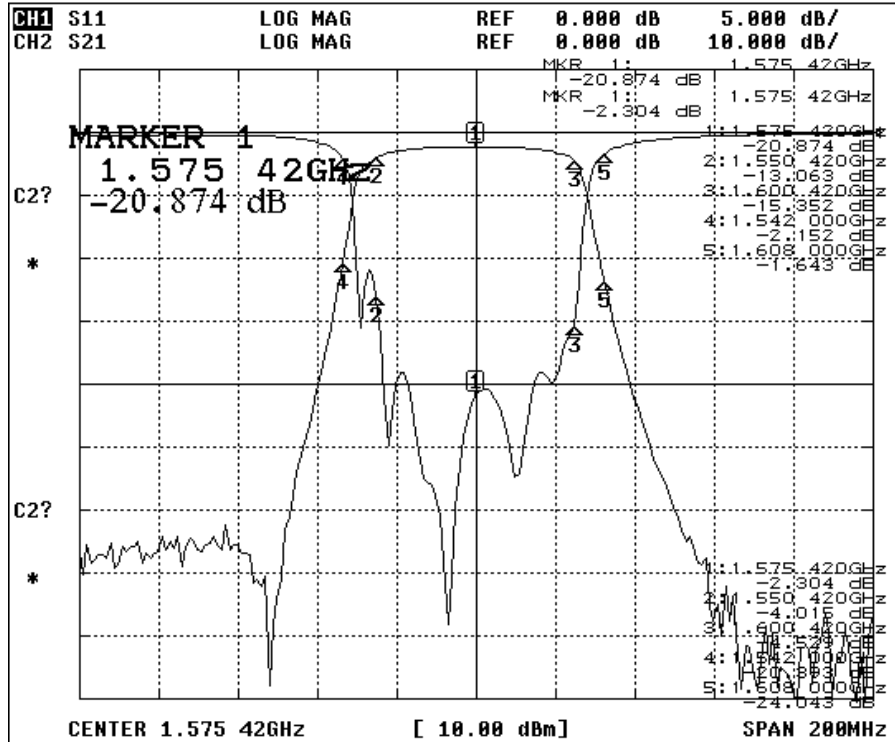
This product is RoHs compliant.

Outline Drawing:





Response Plot:



ACTIVATE MARKER

MARKER 1

MARKER 2

MARKER 3

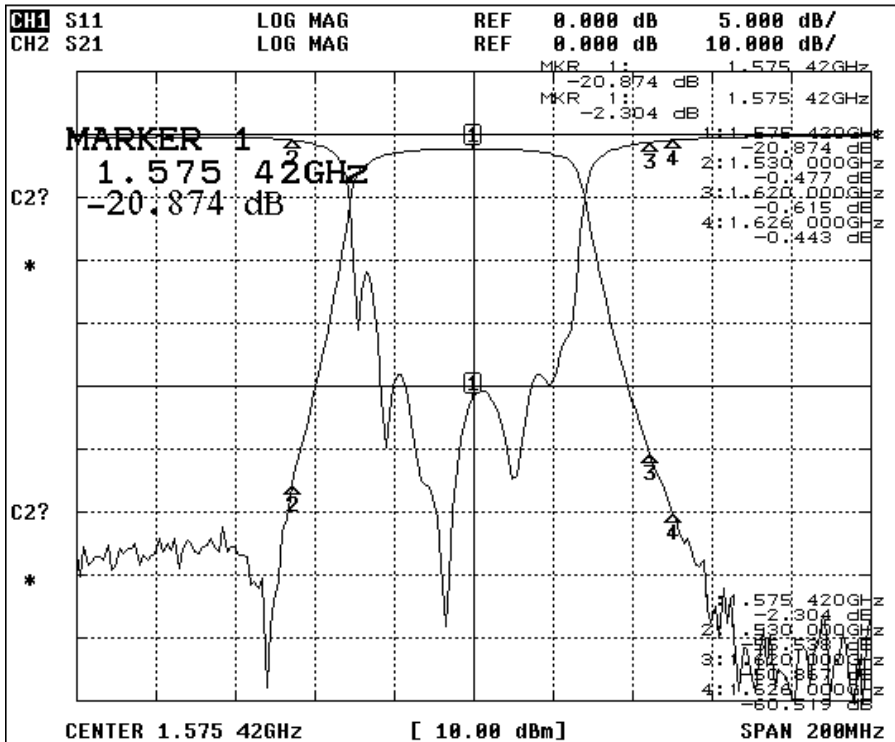
MARKER 4

MARKER 5

ACTIVATE MKR OFF

Return

More 1/2



BITMAP FILE

SAVE TO DISK

COMPRESSION ON OFF

TRUNCATE ON OFF

Return



ANATECH ELECTRONICS INC
RF & Microwave Filters & Products

1550.42-1600.42 MHz Ceramic Band Pass Filter

Part Number: AM1575B1706



Response Plot:

