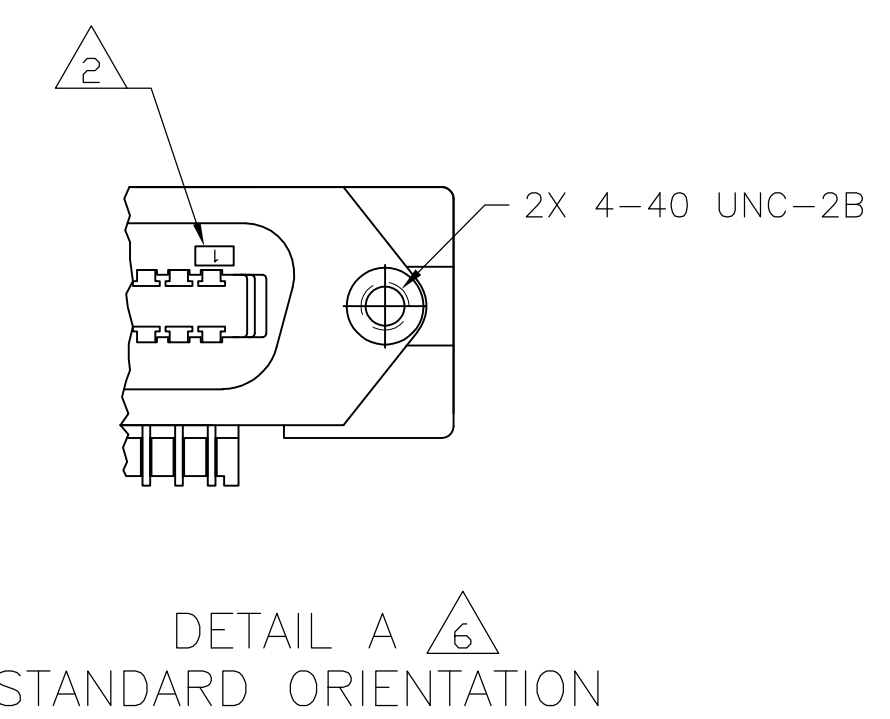
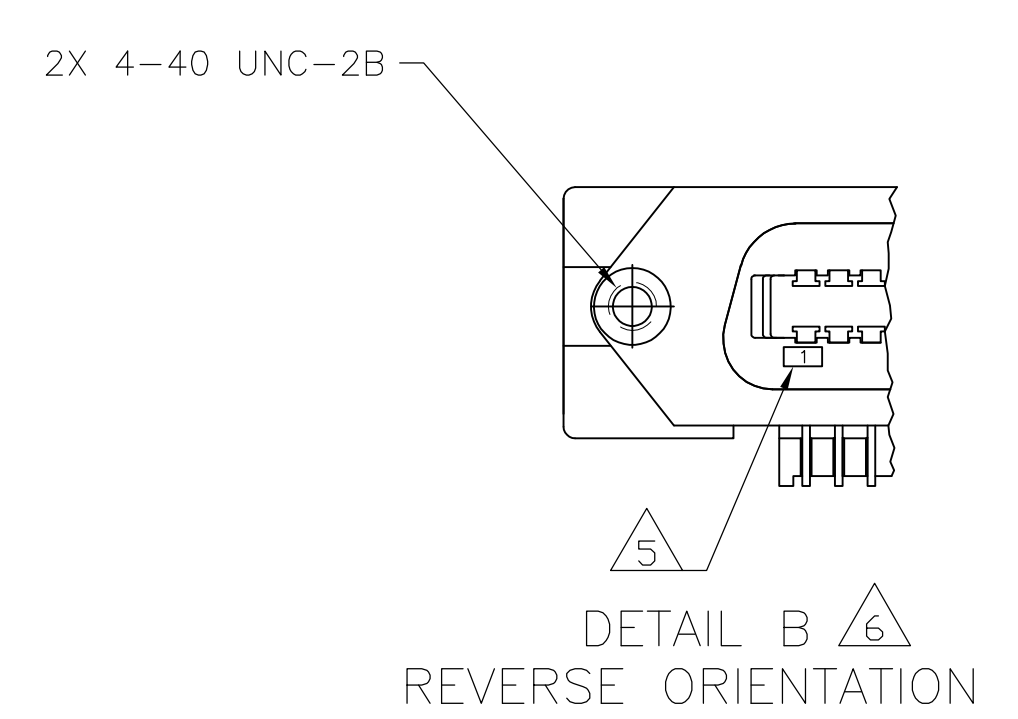
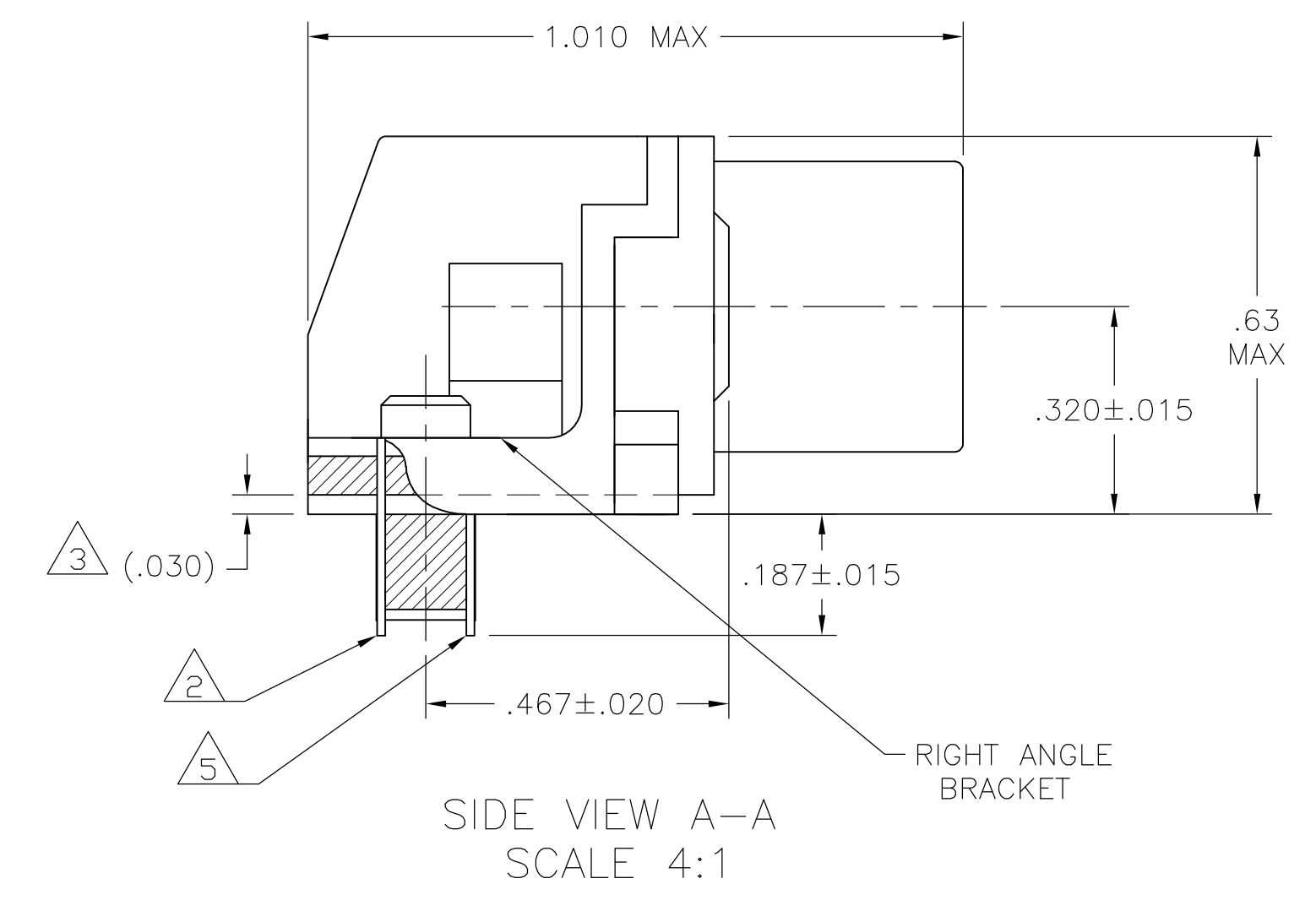
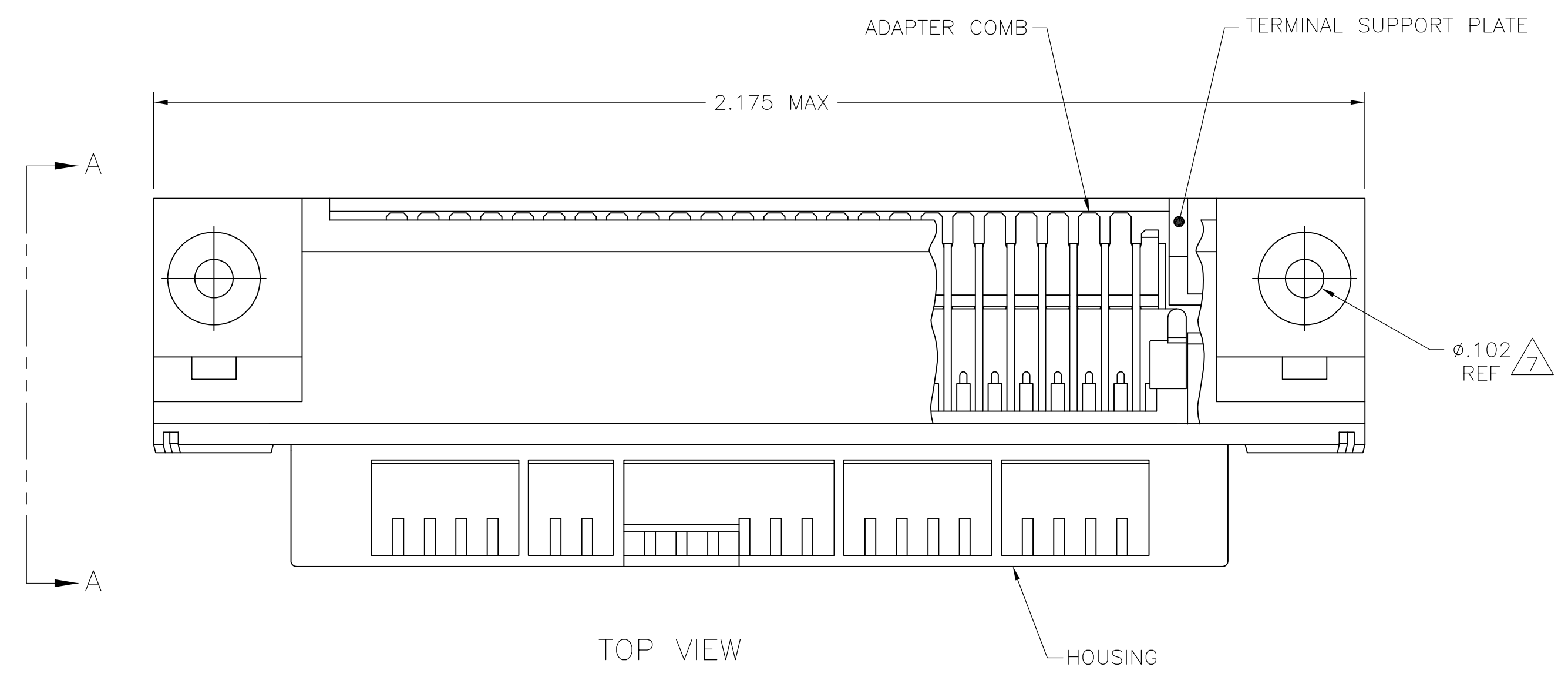


- 1 MATERIAL:
HOUSING, BRACKET, ADAPTER COMB & PLATE - THERMOPLASTIC, BLACK, 94V-0 RATED
TERMINALS - HIGH STRENGTH COPPER ALLOY PLATED WITH EITHER .000030 MIN GOLD PLATE OR GOLD FLASH OVER PALLADIUM NICKEL PLATE, .000030 MIN TOTAL ON MATING SURFACE. .000120 MIN TIN PLATE ON TAILS. ALL OVER .000050 MIN NICKEL UNDERPLATE OVER ENTIRE TERMINAL.
- 2 TERMINAL 1 IS LOCATED IN THIS ROW FOR 5552740-1.
- 3 TERMINAL SUPPORT PLATE CLEARANCE FOR TERMINAL STRAIN RELIEF AND FLUX REMOVAL.
- 4 PANEL THICKNESS RANGE: .062 MAX.
- 5 TERMINAL 1 IS LOCATED IN THIS ROW FOR 5552740-2.
- 6 DETAILS A & B ARE VIEWED FROM MATING SIDE OF RECEPTACLE ASSEMBLY.
- 7 FOR USE WITH A NO. 4 BT TYPE SELF TAPPING SCREW.



OBSELETE	SELF-TAPPING	SEE DETAIL B	5552740-2
	SELF-TAPPING	SEE DETAIL A	5552740-1
	TYPE OF MOUNTING	DESCRIPTION	PART NUMBER

THIS DRAWING IS A CONTROLLED DOCUMENT.		DIN	15AUG05	Tyco Electronics Corporation	
DIMENSIONS: INCHES		BY	15AUG05	Harrisburg, PA 17105-3608	
TOLERANCES UNLESS OTHERWISE SPECIFIED:		CHK	15AUG05	Tyco Electronics Corporation	
0 PLC	± -	W	15AUG05	NAME	
1 PLC	± -	M	15AUG05	RECEPTACLE ASSEMBLY, 24 POSN.	
2 PLC	± -			RIGHT ANGLE, PRINTED CIRCUIT BOARD	
3 PLC	± -			(CHAMP-LOK, THRU-BOLT & SELF-TAPPING)	
4 PLC	± -			APPLICATION SPEC	
ANGLES	± -			SIZE	
	± -			CAGE CODE	
	± -			DRAWING NO	
MATERIAL	FINISH	WEIGHT		SCALE	
				2:1	
				SHEET	
				1 of 1	
				REV	
				D	