

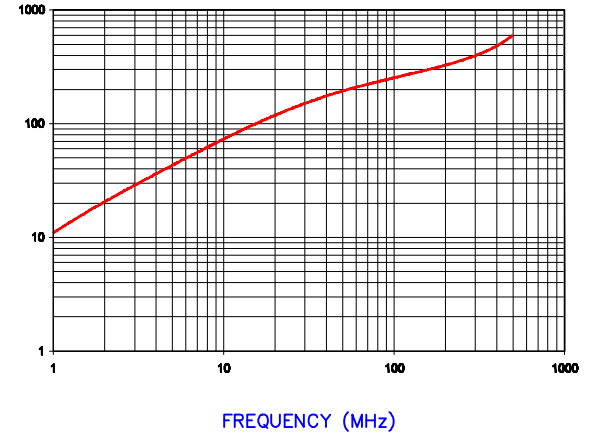
**CORE DIMENSIONS:**

A	25.91 [1.020]	+	0.46 [.018]
B	13.06 [.514]	+	0.25 [.010]
C	28.58 [1.125]	+	0.64 [.025]
D	12.95 [.510]	+	0.18 [.007]

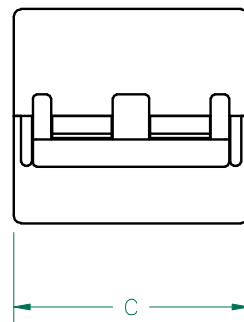
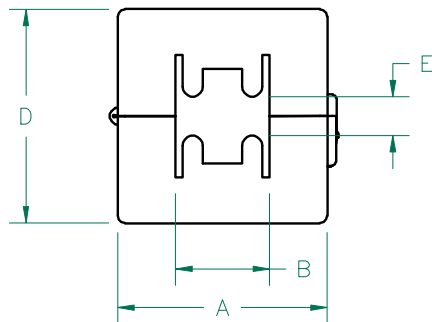
**UNCONTROLLED DOCUMENT**

IMPEDANCE (Z)			
Frequency	25 MHz	100 MHz	300 MHz
Nominal (REF)	140 Ω	260 Ω	400 Ω
Minimum	- Ω	234 Ω	- Ω

Z vs. FREQUENCY  
(REF. ONLY)



AGILENT E4991A Impedance/Material Analyzer  
HP 16092A-Test Fixture, REF 3366



**CASE DIMENSIONS:**

A	29.01 [1.142]	+	REF.
B	13.00 [.512]	+	REF.
C	32.51 [1.280]	+	REF.
D	29.62 [1.166]	+	REF.
E	5.64 [.222]	+	REF.

**NOTES:**

- ASSEMBLED PART #: 27A2024-0A2
- CASE COLOR: BLACK.

DIMENSIONS ARE IN mm[INCHES].				This print is the property of Laird Tech. and is loaned in confidence subject to return upon request and with the understanding that no copies shall be made without the written consent of Laird Tech. All rights to design or invention are reserved.			
REV	DESCRIPTION	DATE	INT				
K	UPDATE COMPANY LOGO	06/22/09	JRK	PROJECT/PART NUMBER: <b>27A2024-0A2</b>	K	CASE ASSEMBLY	JRK
J	UPDATE COMPANY LOGO	04/16/07	TMB				
H	CHANGE CASE TOLERANCES TO REF. UPDATE "D" DIM ON CASE AND ADD E DIM TO CASE REMOVE CORE & CASE P/N REFERENCE REVISE NOTES	12/06/06	TMB	DATE: 07/11/01	SCALE: NTS	MATERIAL: FERRITE	
G	UPDATE MIN Z SPEC @100 MHZ	12/10/04	JRK	CAD # 27A2024-0A2-K	TOOL # -		
F	CHG P/N FROM 0A*, UPDATE NOTES	06/24/04	JRK				
E	ADD CURVE, UPDATE Z SPECS, UPDATE PRINT FORMAT, REMOVE V2 NOTE	06/23/03	JRK				
REV	DESCRIPTION	DATE	INT				