

BS,C ,202788,060

D

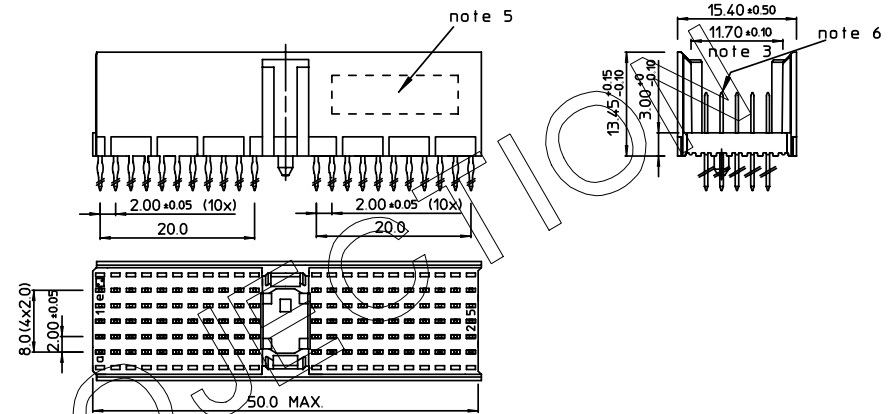
GEN. ST.	01	02	03	04	05	06	07	08	0D	50	60	70	80	90																	
INT. ST.	10	11	12	13	14	18	20	31	32	33	34	38	39	40	42	43	44	45	46	48	56	70	72	73	75	76	81	82	83	84	88

REV.	DATE	DESCRIPTION	BY	C'K'D'
A	2001-09-14	CONVERSION REVISION 02	KN	
B	2002-05-28	EC B20086	MF	
C	2005-11-11	I05-0227	VIVEK	BKP
D	2006-08-09	I06-0145	VIVEK	BKP

LOADING PATTERN MATING SIDE

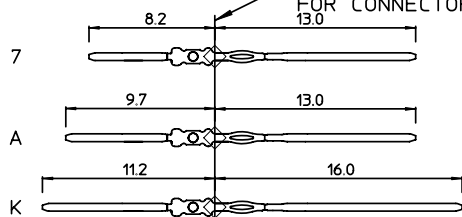
f	K	K	K	K	K	K	K	K	K	K		K	K	K	K	K	K	K	K	K	K	K	K	K	K	K	K	K	K	K	K	K		
e	7	7	7	7	7	7	7	7	7	7		7	7	7	7	7	7	7	7	7	7	7	7	7	7	7	7	7	7	7	7	7	7	
d	7	7	7	7	7	7	7	7	7	7		7	7	7	7	7	7	7	7	7	7	7	7	7	7	7	7	7	7	7	7	7	7	
c	7	7	7	7	7	7	7	7	7	7		7	7	7	7	7	7	7	7	7	7	7	7	7	7	7	7	7	7	7	7	7	7	
b	7	7	A	A	7	7	7	7	7	7		7	7	7	7	7	7	7	7	7	7	7	7	7	7	7	7	7	7	7	7	7	7	
a	7	7	7	7	7	7	7	7	7	7		7	7	7	7	7	7	7	7	7	7	7	7	7	7	7	7	7	7	7	7	7	7	
Z	K	K	K	K	K	K	K	K	K	K		K	K	K	K	K	K	K	K	K	K	K	K	K	K	K	K	K	K	K	K	K	K	
0 P	0	5	1	5	2	0	5					0	5	1	5	2	0	5																
1	1	5	1	5	2	0	5					0	5	1	5	2	0	5																

LOADED CONNECTOR ASSEMBLY
(FOR EXAMPLE)

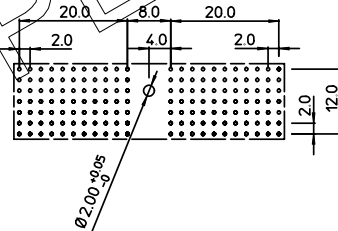


CONTACT OVERVIEW

SEATING PLANE
FOR CONNECTOR
13.0



LAY-OUT P.C.B.-HOLE



LEAD FREE INDICATOR : LF = LEAD FREE
(DIGIT 15 & 16)

HM2P07PKN214

PLATING CODE (DIGIT 13 AND 14)
(REF DWG No. BS,C ,201844,003)

NOTES:

1. THIS PRODUCT IS CSA APPROVED.
2. THIS PRODUCT IS UL RECOGNIZED.
3. MEASURED AT THE BOTTOM.
4. MATERIAL CONTACT: PHOSPHORBRONZE
HOUSING: CREAM WHITE GLASSFILLED
POLYESTER UL-94V0
5. CONNECTOR PRINTED WITH P/N AND DATE CODE.
6. FOR ACTUAL CONTACT LOADINGS, SEE LOADING PATTERN MATING SIDE.
7. SHAPE OF CONNECTOR HOUSING CAN ALTER DEPENDING ON PRODUCTION LOCATION.
8. THE PRODUCT (LF) MEETS EUROPEAN UNION DIRECTIVES AND OTHER COUNTRY REGULATIONS AS DESCRIBED IN GS-22-008
9. FOR RECOMMENDED PTH DIMENSIONS REFER DRAWING : BS,A ,201572,001

THIS IS OUR EXCLUSIVE PROPERTY. IT IS NOT TO BE COPIED, REPRINTED OR DISCLOSED TO A THIRD PARTY, NOR USED FOR MANUFACTURING WITHOUT OUR WRITTEN CONSENT, AND HAS TO BE RETURNED TO US IN CASE OF NO USAGE

DIT IS ONZE EIGENDOM EN MAG HOCH MADEMAAKT, HERDRUKT, OVERGEHAAKT AM DEZEN, NOCH VOOR FABRIKATIE GEBRUIKT WORDEN, ZONDER ONZE SCHRIFTELIJKE TOELATING. BIJ NIET GEBRUIK IS TERUGZENDEN VERPLICHT.

1DEC ±0.2 2DEC ±0.1 ANGLES ±1°	APPR. DRAFT CHECKED	DATE 2000-10-25	SIGN. M.Fret	MPACS 5+2R STR HDR SG PF ASSY TYPE A
WE RESERVE THE RIGHT TO CHANGE DIMENSIONS OR REQUIREMENTS WITHOUT PRIOR NOTICE.	PROD. MGR. PR. ENG. MGR. PR. MGT. MGR.			CAT. No. HM2P07PKN214----
ALL DIMENSIONS IN MM				SCALE
				www.fciconnect.com
				BS,C ,202788,060
				D
				DRAWING No. CUSTOMER DRAWING REVISION



REFERENCES

BS,C ,202788,060 D
DRAWING No. CUSTOMER DRAWING REVISION

PDM: Rev:D

STATUS: Released

Printed: Dec '03, 2007