

# PCV 6/ 5-GL3-7,62 P26THR - PCB header



1192613

<https://www.phoenixcontact.com/us/products/1192613>

Please be informed that the data shown in this PDF document is generated from our online catalog. Please find the complete data in the user documentation. Our general terms of use for downloads are valid.



PCB headers, nominal cross section: 6 mm<sup>2</sup>, color: black, nominal current: 41 A, rated voltage (III/2): 630 V, contact surface: Tin, contact connection type: Pin, number of rows: 1, number of positions: 5, product range: PCV 6/..-GL-THR, pitch: 7.62 mm, mounting: THR soldering, pin layout: Linear pinning, solder pin [P]: 2.6 mm, number of solder pins per potential: 3, plug-in system: COMBICON PC 6, Pin connector pattern alignment: Standard, locking: Snap-in locking, mounting: Self-locking flange, type of packaging: packed in cardboard

## Your advantages

- Designed for integration into the SMT soldering process
- Intuitive locking mechanism prevents accidental disconnection
- Increased touch protection in the pin connector pattern for maximum safety even when not plugged in
- Easy PCB replacement thanks to plug-in modules

## Commercial data

Item number	1192613
Packing unit	1 pc
Minimum order quantity	50 pc
Note	Made to order (non-returnable)
Sales key	AA04
Product key	AADTDJ
GTIN	4063151245320
Weight per piece (including packing)	14.4 g
Weight per piece (excluding packing)	14.4 g
Customs tariff number	85366930
Country of origin	CN

1192613

<https://www.phoenixcontact.com/us/products/1192613>

## Technical data

### Product properties

Product line	COMBICON Connectors L
Product type	PCB headers
Product family	PCV 6/..-GL-THR
Number of positions	5
Pitch	7.62 mm
Number of rows	1
	1
Mounting flange	Self-locking flange
Pin layout	Linear pinning
Solder pins per potential	3

### Electrical properties

Nominal current $I_N$	41 A
Nominal voltage $U_N$	630 V
Degree of pollution	3
Contact resistance	0.7 mΩ
Rated voltage (III/3)	630 V
Rated surge voltage (III/3)	6 kV
Rated voltage (III/2)	630 V
Rated surge voltage (III/2)	6 kV
Rated voltage (II/2)	1000 V
Rated surge voltage (II/2)	6 kV

### Mounting

Mounting type	THR soldering
Pin layout	Linear pinning

### Processing notes

Process	Reflow/wave soldering
Moisture Sensitive Level	MSL 1
Classification temperature $T_c$	260 °C
Solder cycles in the reflow	3

### Material specifications

#### Material data - contact

Note	WEEE/RoHS-compliant, free of whiskers according to IEC 60068-2-82/JEDEC JESD 201
Contact material	Cu alloy
Surface characteristics	Tin-plated
Metal surface contact area (top layer)	Tin (3 - 6 μm Sn)
Metal surface contact area (middle layer)	Nickel (1.3 - 3 μm Ni)

# PCV 6/ 5-GL3-7,62 P26THR - PCB header



1192613

<https://www.phoenixcontact.com/us/products/1192613>

Metal surface soldering area (top layer)	Tin (3 - 6 $\mu$ m Sn)
Metal surface soldering area (middle layer)	Nickel (1.3 - 3 $\mu$ m Ni)

## Material data - housing

Color (Housing)	black (9005)
Insulating material	LCP
Insulating material group	IIIa
CTI according to IEC 60112	175
Flammability rating according to UL 94	V0

## Notes

Notes on operation	In accordance with IEC 61984, COMBICON connectors have no switching power (COC). During designated use, they must not be plugged in or disconnected when carrying voltage or under load.
--------------------	--

## Dimensions

Dimensional drawing	
Pitch	7.62 mm
Width [w]	46.12 mm
Height [h]	30.8 mm
Length [l]	13 mm
Installed height	28.2 mm
Solder pin length [P]	2.6 mm

## Mechanical tests

### Visual inspection

Specification	IEC 60512-1-1:2002-02
Result	Test passed

### Dimension check

Specification	IEC 60512-1-2:2002-02
Result	Test passed

### Resistance of inscriptions

Specification	IEC 60068-2-70:1995-12
Result	Test passed

### Polarization and coding

Specification	IEC 60512-13-5:2006-02
Result	Test passed

### Contact holder in insert

# PCV 6/ 5-GL3-7,62 P26THR - PCB header



1192613

<https://www.phoenixcontact.com/us/products/1192613>

Specification	IEC 60512-15-1:2008-05
Contact holder in insert Requirements >20 N	Test passed

## Insertion and withdrawal forces

Result	Test passed
No. of cycles	25
Insertion strength per pos. approx.	5 N
Withdraw strength per pos. approx.	6 N

## Electrical tests

### Thermal test | Test group C

Specification	IEC 60512-5-1:2002-02
Tested number of positions	6

### Insulation resistance

Specification	IEC 60512-3-1:2002-02
Insulation resistance, neighboring positions	> 5 MΩ

### Air clearances and creepage distances |

Specification	IEC 60664-1:2007-04
Insulating material group	IIIa
Comparative tracking index (IEC 60112)	CTI 175
Rated insulation voltage (III/3)	630 V
Rated surge voltage (III/3)	6 kV
minimum clearance value - non-homogenous field (III/3)	5.5 mm
minimum creepage distance (III/3)	10 mm
Rated insulation voltage (III/2)	630 V
Rated surge voltage (III/2)	6 kV
minimum clearance value - non-homogenous field (III/2)	5.5 mm
minimum creepage distance (III/2)	6.3 mm
Rated insulation voltage (II/2)	1000 V
Rated surge voltage (II/2)	6 kV
minimum clearance value - non-homogenous field (II/2)	5.5 mm
minimum creepage distance (II/2)	10 mm

## Environmental and real-life conditions

### Vibration test

Specification	IEC 60068-2-6:2007-12
Frequency	10 - 150 - 10 Hz
Sweep speed	1 octave/min
Amplitude	0.35 mm (10 Hz ... 60.1 Hz)
Sweep speed	5g (60.1 Hz ... 150 Hz)
Test duration per axis	2.5 h

# PCV 6/ 5-GL3-7,62 P26THR - PCB header



1192613

<https://www.phoenixcontact.com/us/products/1192613>

## Durability test

Specification	IEC 60512-9-1:2010-03
Impulse withstand voltage at sea level	7.3 kV
Contact resistance R <sub>1</sub>	0.7 mΩ
Contact resistance R <sub>2</sub>	0.7 mΩ
Insertion/withdrawal cycles	25
Insulation resistance, neighboring positions	> 5 MΩ

## Climatic test

Specification	ISO 6988:1985-02
Corrosive stress	0.2 dm <sup>3</sup> SO <sub>2</sub> on 300 dm <sup>3</sup> /40 °C/1 cycle
Thermal stress	100 °C/168 h
Power-frequency withstand voltage	3.31 kV

## Shocks

Specification	IEC 60068-2-27:2008-02
Pulse shape	Semi-sinusoidal
Acceleration	30g
Shock duration	18 ms
Test directions	X-, Y- and Z-axis (pos. and neg.)

## Ambient conditions

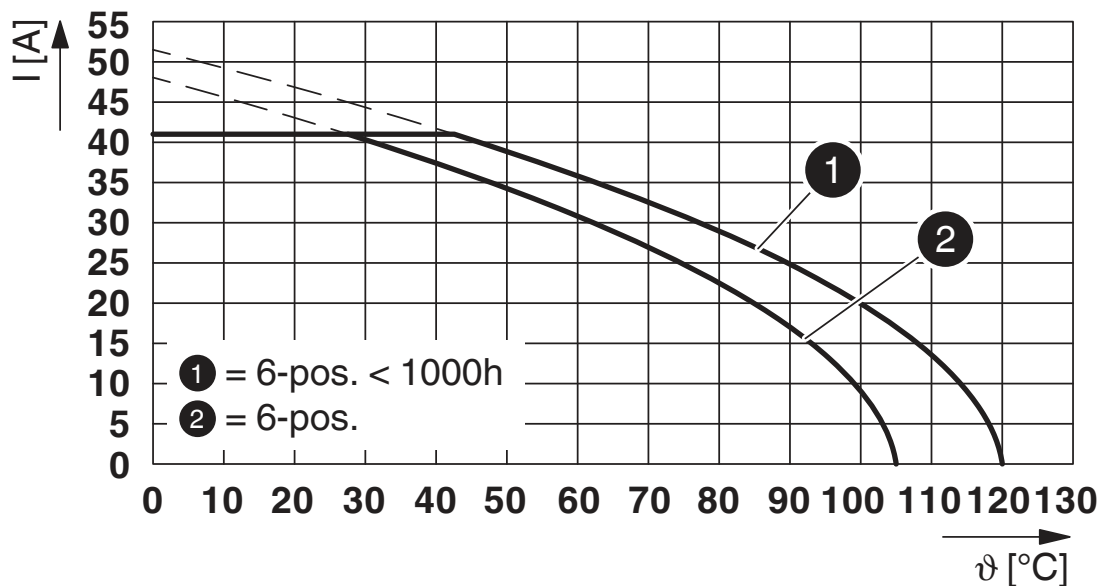
Ambient temperature (operation)	-40 °C ... 105 °C (dependent on the derating curve)
Ambient temperature (storage/transport)	-40 °C ... 70 °C
Relative humidity (storage/transport)	30 % ... 70 %
Ambient temperature (assembly)	-5 °C ... 100 °C

## Packaging specifications

Type of packaging	packed in cardboard
-------------------	---------------------

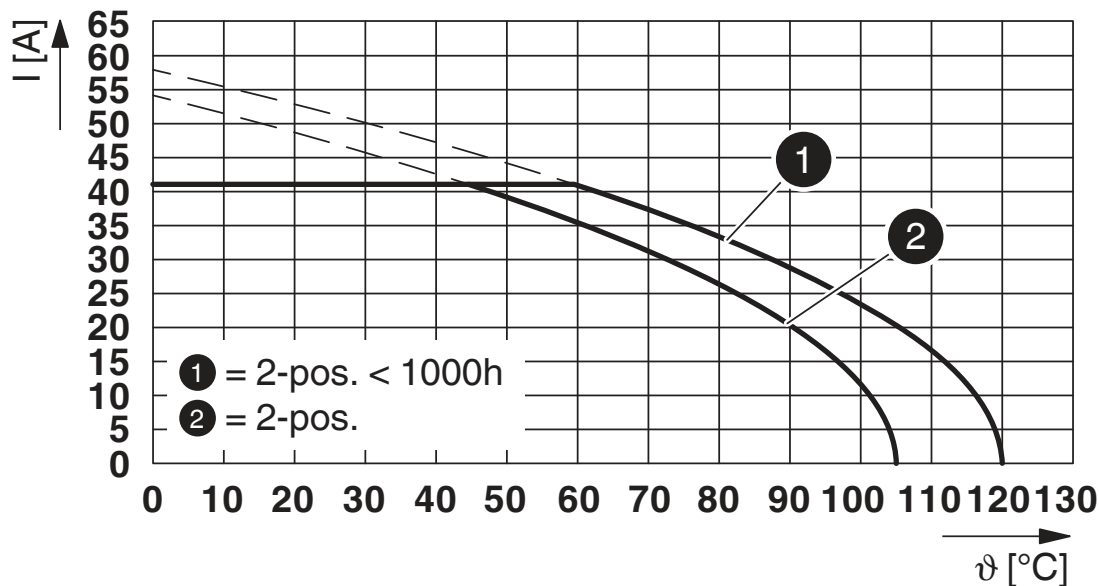
Drawings

Diagram



Type: LPC 6/...-STL...-7,62 with PCV 6/...-GL...-7,62 P...THR

Diagram



Type: LPC 6/...-STL...-7,62 with PCV 6/...-GL...-7,62 P...THR

# PCV 6/ 5-GL3-7,62 P26THR - PCB header





1192613

<https://www.phoenixcontact.com/us/products/1192613>

## Approvals

To download certificates, visit the product detail page: <https://www.phoenixcontact.com/us/products/1192613>

 <b>VDE Zeichengenehmigung</b> Approval ID: 40050635				
	Nominal voltage $U_N$	Nominal current $I_N$	Cross section AWG	Cross section $mm^2$
	630 V	41 A	-	-

 <b>cULus Recognized</b> Approval ID: E60425-20010727				
	Nominal voltage $U_N$	Nominal current $I_N$	Cross section AWG	Cross section $mm^2$
Use group B	300 V	35 A	-	-
Use group C	300 V	35 A	-	-
Use group F	600 V	35 A	-	-
Use group D	600 V	5 A	-	-

# PCV 6/ 5-GL3-7,62 P26THR - PCB header



1192613

<https://www.phoenixcontact.com/us/products/1192613>

## Classifications

### ECLASS

ECLASS-11.0	27460201
ECLASS-12.0	27460201
ECLASS-13.0	27460201

### ETIM

ETIM 8.0	EC002637
----------	----------

### UNSPSC

UNSPSC 21.0	39121400
-------------	----------



# PCV 6/ 5-GL3-7,62 P26THR - PCB header



1192613

<https://www.phoenixcontact.com/us/products/1192613>

## Environmental product compliance

China RoHS	Environmentally friendly use period: unlimited = EFUP-e
	No hazardous substances above threshold values

# PCV 6/ 5-GL3-7,62 P26THR - PCB header



1192613

<https://www.phoenixcontact.com/us/products/1192613>

## Accessories

### LPC 6/ 5-STL3-7,62 - PCB connector

1716942

<https://www.phoenixcontact.com/us/products/1716942>



PCB connector, nominal cross section: 6 mm<sup>2</sup>, color: green, nominal current: 41 A, rated voltage (III/2): 1000 V, contact surface: Tin, contact connection type: Socket, number of potentials: 5, number of rows: 1, number of positions: 5, number of connections: 5, product range: LPC 6/..-STL, pitch: 7.62 mm, connection method: Lever Push-in connection, conductor/PCB connection direction: 0 °, locking clip: - without locking clip, plug-in system: COMBICON PC 6, locking: Snap-in locking, mounting: Self-locking flange, type of packaging: packed in cardboard

---

Phoenix Contact 2023 © - all rights reserved  
<https://www.phoenixcontact.com>

Phoenix Contact USA  
586 Fulling Mill Road  
Middletown, PA 17057, United States  
(+717) 944-1300  
[info@phoenixcon.com](mailto:info@phoenixcon.com)