

Molded SMD Power Inductor



ASPIAIG-Q1510

Request Samples



Check Inventory



17.5 x 16.5 x 9.7 mm
RoHS/RoHS II Compliant
MSL Level = 1

Features

- PPAP ready and supported
- TS16949 certified production lines
- AEC-Q200 Grade 0 qualified (-55°C ~ +155°C)
- Shielded construction
- Soft saturation
- Low DCR, High Efficiency

Applications

- Body electronics and comfort system
- Infotainment and entertainment
- Electric vehicles
- Lighting
- Solar inverters and power
- Industrial and robotics
- Medium and high power switch mode power supplies.

Electrical Specifications

Part Number	Inductance	Tolerance	DC Resistance	Saturation Current	Temperature Rise Current
	0.1MHz/0.1V		Max	Max	Max
Units	μH	%	mΩ	A	A
Symbol	L		DCR	Isat	Irms
ASPIAIG-Q1510-4R7	4.7	M	3.80	39.0	30.0
ASPIAIG-Q1510-5R6	5.6	M	4.20	34.0	28.0
ASPIAIG-Q1510-6R8	6.8	M	4.60	31.0	26.0
ASPIAIG-Q1510-8R2	8.2	M	7.20	28.0	25.0
ASPIAIG-Q1510-100	10.0	M	8.60	26.0	24.0
ASPIAIG-Q1510-150	15.0	M	11.50	20.0	18.0
ASPIAIG-Q1510-220	22.0	M	15.80	18.0	16.0
ASPIAIG-Q1510-330	33.0	M	20.00	16.7	13.0

Test Conditions

Isat: DC current at which the inductance drops 30% from its value without current.

Irms: DC current that causes the temperature rise (ΔT , approximate 40 °C) from 20°C ambient

Operating Temperature: -55°C ~ +155°C (including self-temperature rise)

Storage Condition: -55°C ~ +155°C (PCB mounted) and R.H. 60 max

Operating Voltage: 40V (across inductor)

ASPIAIG-Q1510 Series is **RoHS Compliant and Pb free**

ASPIAIG-Q1510 is AEC-Q200 Grade 0 qualified (-55°C ~ +155°C)

MSL level: 1



5101 Hidden Creek Ln Spicewood TX 78669
Phone: 512-371-6159 | Fax: 512-351-8858
For terms and conditions of sales, please visit:
www.abracon.com

REVISED: 02-08-21

ABRACON IS
ISO9001-2015
CERTIFIED

Molded SMD Power Inductor



ASPIAIG-Q1510

Request Samples



Check Inventory



17.5 x 16.5 x 9.7 mm
RoHS/RoHS II Compliant
MSL Level = 1

Part Number Identification

ASPIAIG – Q1510 - [] [] - []

Inductance Code

See Electrical Specification table

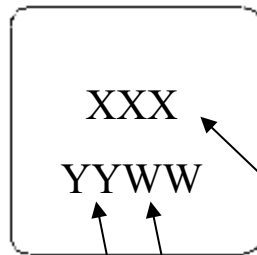
Tolerance

M = ± 20%

Packaging

T: Tape and Reel (150 pcs / reel)

Marking



Inductance Code

e.g. 6R8

W: Week: E.g. 05 for the 5th week of the year.

Y: Year: E.g. 20 for 2020

Marking Method = Ink Marking



5101 Hidden Creek Ln Spicewood TX 78669
Phone: 512-371-6159 | Fax: 512-351-8858
For terms and conditions of sales, please visit:
www.abracon.com

REVISED: 02-08-21

ABRACON IS
ISO9001-2015
CERTIFIED

Molded SMD Power Inductor



ASPIAIG-Q1510

Request Samples

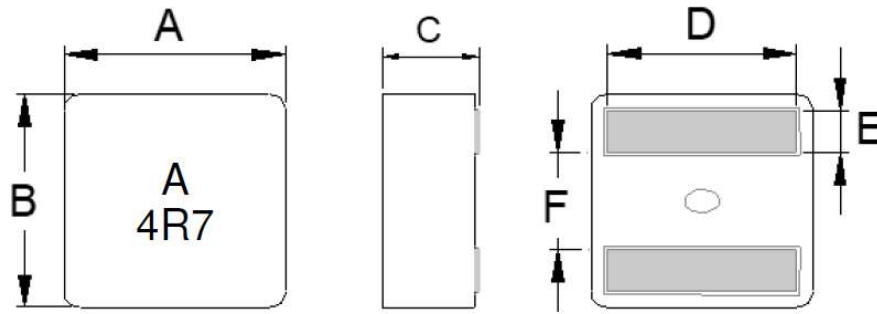


Check Inventory

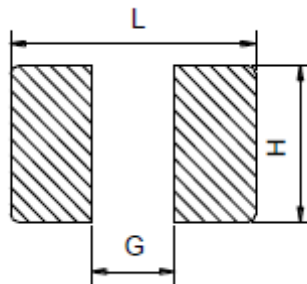


17.5 x 16.5 x 9.7 mm
RoHS/RoHS II Compliant
 MSL Level = 1

Mechanical Dimensions



Series	A	B	C	D	E	F
ASPIAIG-Q1510	17.5 ± 0.3	16.5 ± 0.3	9.7 ± 0.3	13.2 ± 0.5	3.2 ± 0.2	7.0 ± 0.2



L	G	H
15.0 Ref.	6.0 Ref.	15.0 Ref.

Dimensions: mm

Molded SMD Power Inductor



ASPIAIG-Q1510

Request Samples

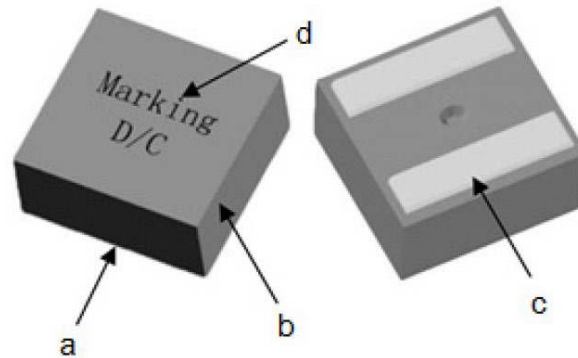


Check Inventory



17.5 x 16.5 x 9.7 mm
RoHS/RoHS II Compliant
MSL Level = 1

Materials



	Components	Material
a	Core	Alloy powder
b	Wire	220 deg. C Flat Wire
c	Solder	100% Pb free solder
d	Ink	Halogen-free ketone

Molded SMD Power Inductor



ASPIAIG-Q1510

Request Samples

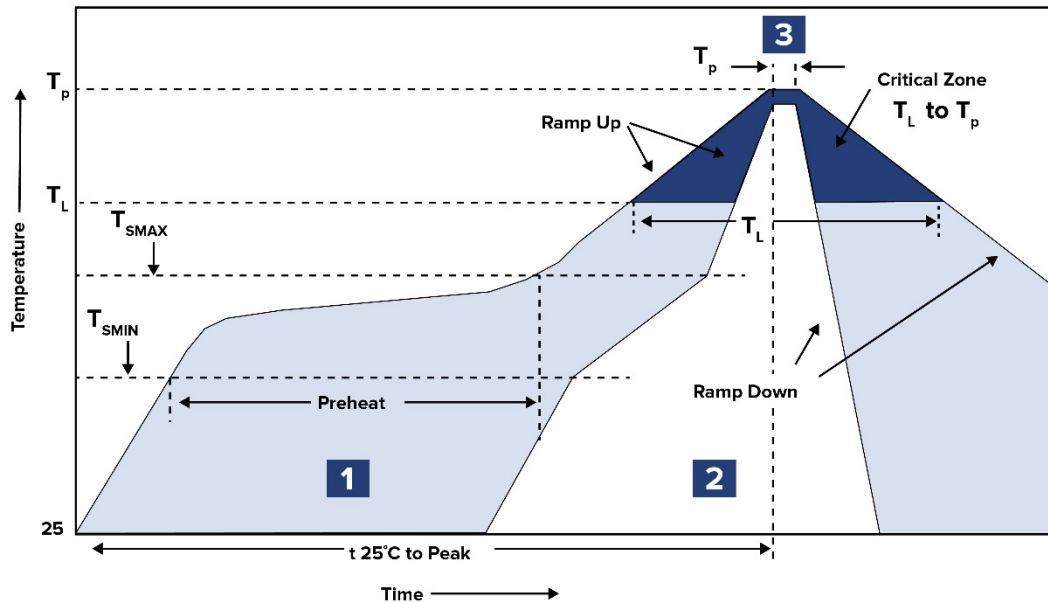


Check Inventory



17.5 x 16.5 x 9.7 mm
RoHS/RoHS II Compliant
MSL Level = 1

Reflow Profile



Zone	Description	Temperature	Times
1	Preheat	$T_{SMIN} \sim T_{SMAX}$ 150°C ~ 200°C	60 ~ 120 sec.
2	Reflow	T_L 217°C	60 ~ 150 sec.
3	Peak heat	T_P 260°C	< 30 sec.

Molded SMD Power Inductor



ASPIAIG-Q1510

Request Samples



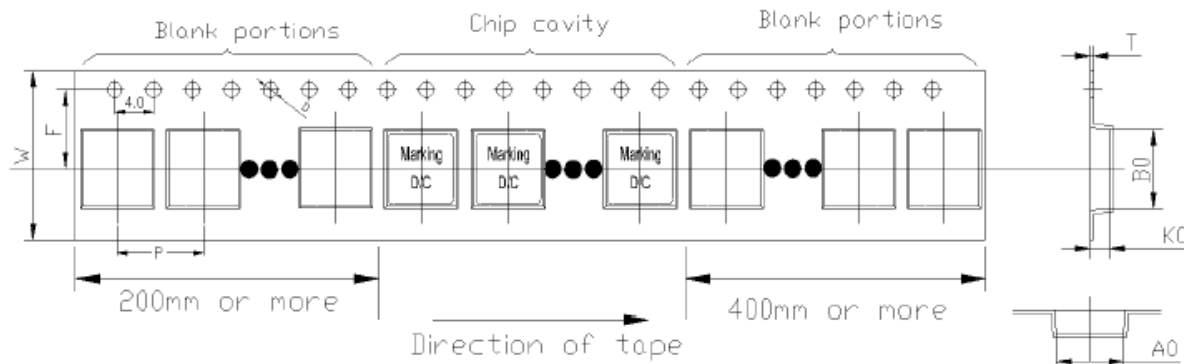
Check Inventory



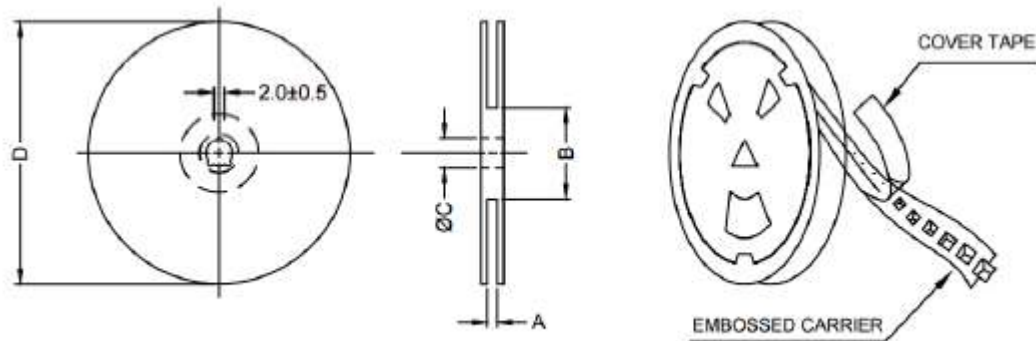
17.5 x 16.5 x 9.7 mm
RoHS/RoHS II Compliant
 MSL Level = 1

Packaging

Tape & Reel: 150 pcs/reel



W	F	P	D	A ₀	B ₀	T	K ₀
32.0±0.3	14.2±0.1	24.0±0.1	1.5±0.1	18.0±0.1	17.0±0.1	0.5±0.05	10.5±0.1



A	B	C	D
34.4+2/-0	100 ± 2	13.0+0.5/-0.2	330

ATTENTION: Abracon LLC's products are COTS – Commercial-Off-The-Shelf products; suitable for Commercial, Industrial and, where designated, Automotive Applications. Abracon's products are not specifically designed for Military, Aviation, Aerospace, Life-dependent Medical applications or any application requiring high reliability where component failure could result in loss of life and/or property. For applications requiring high reliability and/or presenting an extreme operating environment, written consent and authorization from Abracon LLC is required. Please contact Abracon LLC for more information.



5101 Hidden Creek Ln Spicewood TX 78669
 Phone: 512-371-6159 | Fax: 512-351-8858
 For terms and conditions of sales, please visit:
www.abracon.com

REVISED: 02-08-21

ABRACON IS
 ISO9001-2015
 CERTIFIED