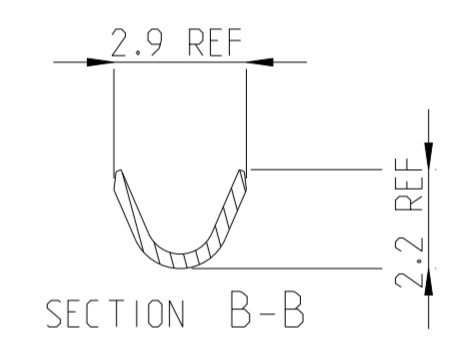
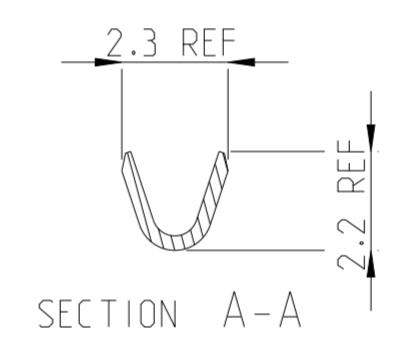
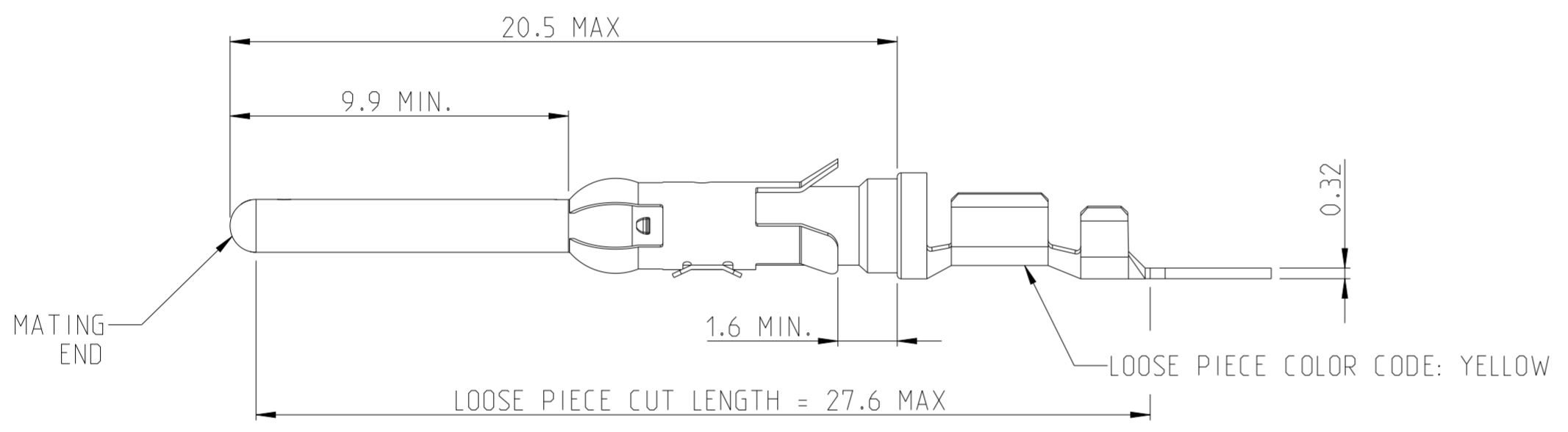
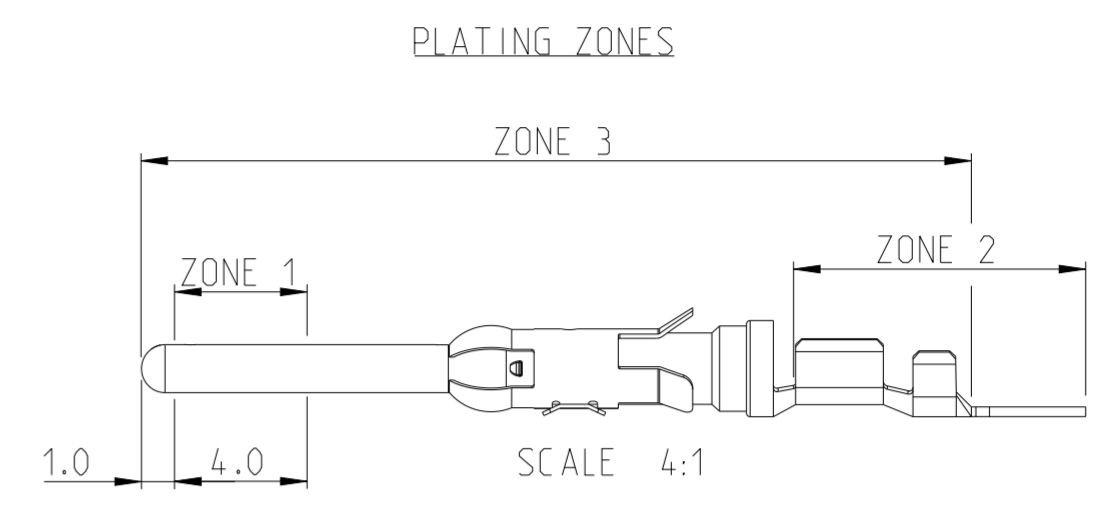
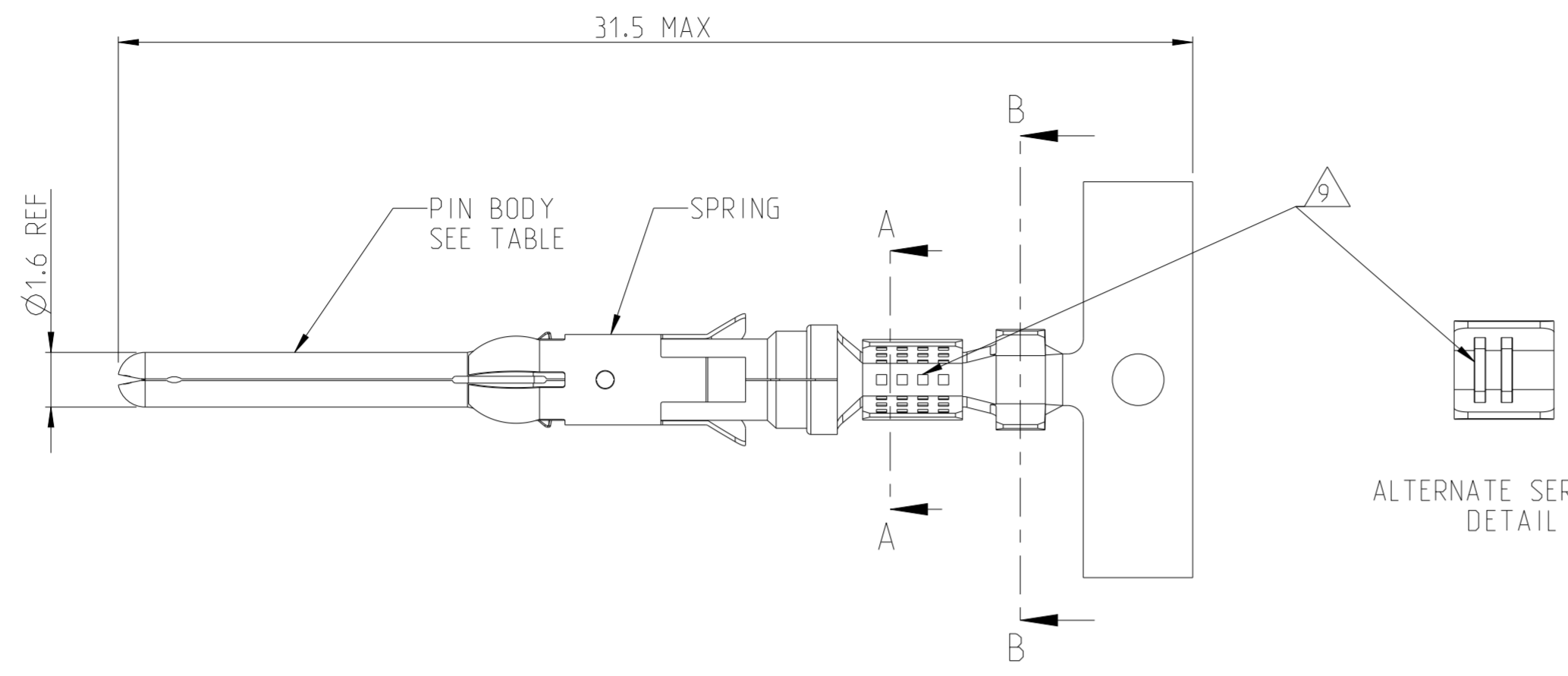
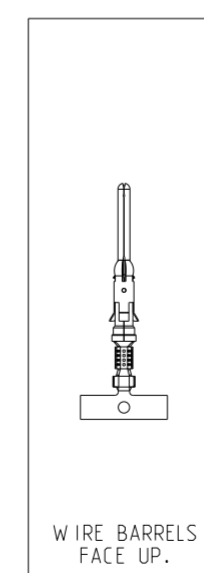


REVISIONS					
P	LTR	DESCRIPTION	DATE	DWN	APVD
AE		ECO-21-006960	26 JUL 2021	RK	MZ
AF		PLATING THICKNESS CHANGED REFER NOTE 7	29 JUN 2022	DM	SM



NOTES:

- 1. 1.27 MICRON MIN NICKEL PLATE OVER ZONE 3.
0.76 MICRON MIN PRECIOUS METAL PLATE OVER ZONE 1.
1 MICRON MIN TIN PLATE OVER ZONE 2.
CONFORMS TO THE REQUIREMENTS OF TE CONNECTIVITY PRODUCT SPEC 108-10042
BASED ON EIA/ECA-364-1000.01A (CONTROLLED ENVIRONMENT APPLICATIONS)
- 2. 1.27 MICRON MIN NICKEL PLATE OVER ZONE 3.
0.76 MICRON MIN PRECIOUS METAL PLATE OVER ZONE 1.
0.076 MICRON MIN GOLD FLASH PLATE OVER THE REMAINDER OF ZONE 3.
CONFORMS TO THE REQUIREMENTS OF TE CONNECTIVITY PRODUCT SPEC 108-10042
BASED ON EIA/ECA-364-1000.01A (CONTROLLED ENVIRONMENT APPLICATIONS)
- 3. 1.54 - 2.54 MICRON SILVER PLATE OVER ZONE 3.
0.76 MICRON MIN NICKEL PLATE OVER ZONE 3.
- 4. 1.27 MICRON MIN NICKEL PLATE OVER ZONE 3.
0.76 MICRON MIN GOLD PLATE OVER ZONE 1.
0.076 MICRON MIN GOLDFLASH PLATE OVER THE REMAINDER OF ZONE 3.
- 5. 1.27 MICRON MIN NICKEL PLATE OVER ZONE 3.
0.76 MICRON MIN GOLD PLATE OVER ZONE 1.
1 MICRON MIN TIN PLATE OVER ZONE 2.
- 6. HOT-DIPPED PRETIN
- 7. 1.27 MICRONS MIN NICKEL PLATE OVER ZONE 3.
2.5 - 5.1 MICRON ELECTRO-TIN PLATE OVER ZONE 3
- 8. 0.76 MICRON MIN NICKEL PLATE OVER ZONE 3 PER QQ-N-290
1.5 - 2.54 MICRON SILVER PLATE OVER ZONE 3.
- 9. SERRATIONS CAN BE MULTILOCK OR TWO SLOTS
- 10. WIRE RANGE: 0.20 - 0.50 mm² (24-20 AWG)
- 11. INSULATION RANGE: 1.1 - 1.8 mm (.043-.070) DIA
- 12. OMISSION OF 6 CONTACTS MAX PER REEL OF 5000PCS



REELING DIRECTION
(C) AS DIRECTION 'A' BUT BARRELS DOWN
(A)
(B)

REELING	FINISH	SPRING MATERIAL	PIN BODY	LOOSE PIECE	PART NUMBER
C	1	STAINLESS STEEL	BRASS		5-163085-2
A	1	STAINLESS STEEL	BRASS	1-163086-0	1-163085-1
A	7	STAINLESS STEEL	BRASS	163086-1	163085-9
A	1	STAINLESS STEEL	BRASS	163086-2	163085-8
B	1	STAINLESS STEEL	BRASS		163085-2
B	7	STAINLESS STEEL	BRASS		163085-1

THIS DRAWING IS A CONTROLLED DOCUMENT.

DIMENSIONS: mm	TOLERANCES UNLESS OTHERWISE SPECIFIED:	DWN J.BRIGHT 26/10/11	 TE Connectivity
		CHK M.GREENER 26/10/11	
		APVD D.PENNINGTON 11/06/12	
		PRODUCT SPEC 108-10042	
MATERIAL SEE TABLE	FINISH SEE TABLE	APPLICATION SPEC 114-10004	NAME TYPE III+, SIZE 16, PIN ASS'Y 24-20 AWG, 1.1-1.8mm DIA INSULATION
		WEIGHT -	SIZE A2
		CUSTOMER DRAWING	CAGE CODE 00779
			DRAWING NO C-163085
			RESTRICTED TO -
			SCALE NTS
			SHEET 1 OF 1
			REV AF