

PAGE 1/2

ISSUE 02-02-18

SERIE : SPnT

PART NUMBER : R573823405

## RF CHARACTERISTICS

Number of ways : 4  
 Frequency range : 0 - 40 GHz  
 Impedance : 50 Ohms

Frequency (GHz)	DC - 6	6 - 12.4	12.4 - 18	18 - 26.5	26.5 - 40
VSWR max	1.30	1.40	1.50	1.70	2.20
Insertion loss max	0.20 dB	0.40 dB	0.50 dB	0.70 dB	1.10 dB
Isolation min	70 dB	60 dB	60 dB	55 dB	50 dB
Average power (*)	40 W	30 W	25 W	15 W	5 W

## ELECTRICAL CHARACTERISTICS

Actuator : LATCHING  
 Nominal current \*\* : 125 mA / RESET : 500 mA \*\*\*\*  
 Actuator voltage (Vcc) : 28V (24 to 30V) / NEGATIVE COMMON  
 Terminals : 25 pins D-SUB male connector

## MECHANICAL CHARACTERISTICS

Connectors : SMA 2.9 female per MIL-C 39012  
 Life : 2 million cycles per position  
 Switching Time\*\*\* : < 15 ms  
 Construction : Splashproof  
 Weight : < 220 g

## ENVIRONMENTAL CHARACTERISTICS

Operating temperature range : -40°C to +85°C  
 Storage temperature range : -55°C to +85°C

- (\* Average power at 25°C per RF Path)
- (\*\* At 25° C ±10%)
- (\*\*\* Nominal voltage ; 25° C)
- (\*\*\*\* Reset : supply voltage time 1sec. max. / duty cycle 10%)



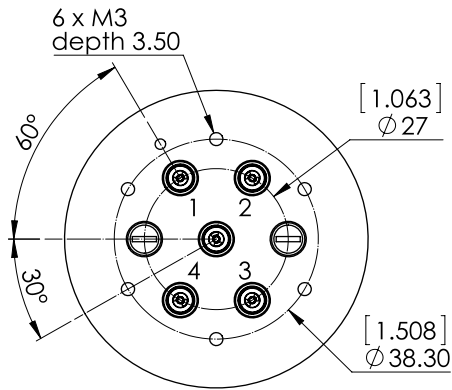
PAGE 2/2

ISSUE 02-02-18

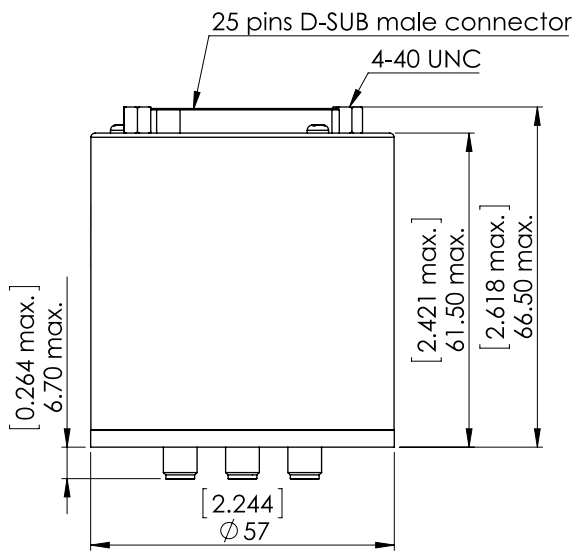
SERIE : SPnT

PART NUMBER : R573823405

DRAWING

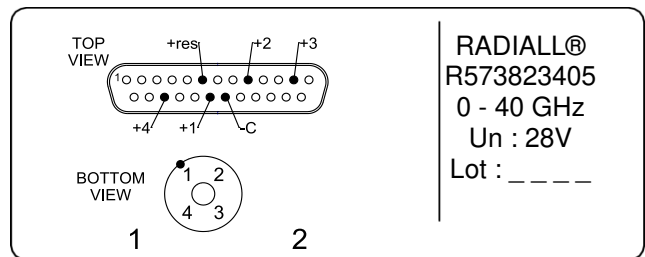


Voltage	RF Continuity
-C +RESET	All ports open
-C +1	IN ↔ 1
-C +2	IN ↔ 2
-C +3	IN ↔ 3
-C +4	IN ↔ 4



General tolerances : ±0,5 mm [0,02 in]

**LABEL**



SCHEMATIC DIAGRAM

