

THIS COPY IS PROVIDED ON A RESTRICTED BASIS AND IS NOT TO BE USED IN ANY WAY DETRIMENTAL TO THE INTERESTS OF PANDUIT CORP.

PART NUMBER	MARKER SIZE		LEGEND				MATERIAL
	LENGTH DIM. "A"	WIDTH	HEADER	HEADER COLOR	MESSAGE	MESS. COLOR	
PLD-3	1.5 [ 38.1 ]	1.0 [ 25.4 ]	CALIBRATION	WHITE/GREEN	BY _____ DATE _____ DUE _____	GREEN/WHITE	A
PLD-3F	1.5 [ 38.1 ]	1.0 [ 25.4 ]	CALIBRATION	WHITE/GREEN	PAR _____ DATE _____ Échéance _____	GREEN/WHITE	A
PLD-4	1.5 [ 38.1 ]	1.0 [ 25.4 ]	ACCEPTED	WHITE/GREEN	BY _____ DATE _____	GREEN/WHITE	A
PLD-7	1.5 [ 38.1 ]	1.0 [ 25.4 ]	TESTED	WHITE/GREEN	DATE _____ BY _____	GREEN/WHITE	A
PLD-11	1.5 [ 38.1 ]	1.0 [ 25.4 ]	DO NOT USE	WHITE/RED	AFTER _____	RED/WHITE	A
PLD-12	1.5 [ 38.1 ]	1.0 [ 25.4 ]	CIRCUIT NO.	WHITE/ORANGE	LOCATION _____	ORANGE/WHITE	A
PLD-17	1.5 [ 38.1 ]	1.0 [ 25.4 ]	NONE	NONE	BLANK - WHITE BACKGROUND	NONE	A
PLD-18	1.5 [ 38.1 ]	1.0 [ 25.4 ]	NONE	NONE	BLANK - YELLOW BACKGROUND	NONE	A
PLD-22	1.5 [ 38.1 ]	1.0 [ 25.4 ]	CALIBRATION	WHITE/BLACK	BY _____ DATE _____ DUE _____	BLACK/WHITE	A
PLD-28	1.5 [ 38.1 ]	1.0 [ 25.4 ]	INSPECTED	WHITE/BLACK	DATE _____ INITIALS _____	BLACK/WHITE	A
PLD-29	1.5 [ 38.1 ]	1.0 [ 25.4 ]	NONE	NONE	MAINTENANCE BY _____ DATE _____	BLACK/WHITE	A
PLD-30	1.5 [ 38.1 ]	1.0 [ 25.4 ]	CAUTION	YELLOW/BLACK	BLANK - YELLOW BACKGROUND	NONE	A
PLD-36	1.5 [ 38.1 ]	1.0 [ 25.4 ]	CAUTION	YELLOW/BLACK	120V	BLACK/YELLOW	B
PLD-37	1.5 [ 38.1 ]	1.0 [ 25.4 ]	CAUTION	YELLOW/BLACK	220V	BLACK/YELLOW	B
PLD-38	1.5 [ 38.1 ]	1.0 [ 25.4 ]	CAUTION	YELLOW/BLACK	240V	BLACK/YELLOW	B
PLD-43	1.5 [ 38.1 ]	1.0 [ 25.4 ]	DANGER	WHITE-RED/BLACK	HIGH VOLTAGE	BLACK/WHITE	B

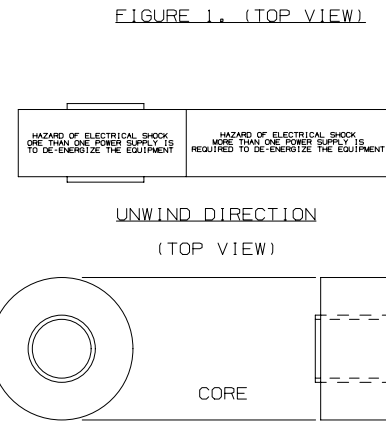
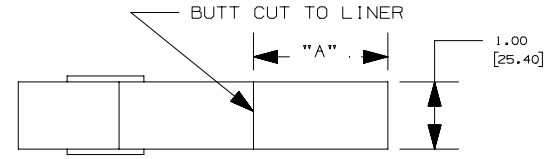


TABLE 1

ITEM NO.	MATERIAL
A	GMYOL
B	GMYOL
C	GMY4 - W

NOTES:  
1. MILLIMETER ARE IN ( ).  
2. LENGTH 309"-312".

REV	DATE	BY	CHK	APR	DESCRIPTION	ECN
4	6/16/2020	RVU	RCMC	JHAC	REMOVE FEEDPATH FROM FIG. 2 FRONT VIEW.	GAECN05699
3	6/6/19	RVU	DJW	JHAC	UPDATE VIEW OF FIG. 2 WITH BETTER DIRECTION.	GAECN04892
2	12/16/14	RVU	MJPF	MSAD	ADD NEW PN, PLD-3F TO TABLE.	GAECN02396
1	9/14/10	RVU			PDL-56, MATERIAL COLUMN, 'C' WAS 'B'.	6139
0	4/7/08	RVU			DRAWING RELEASE.	5387

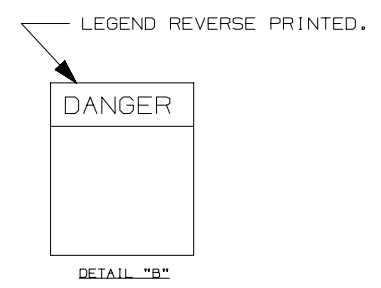
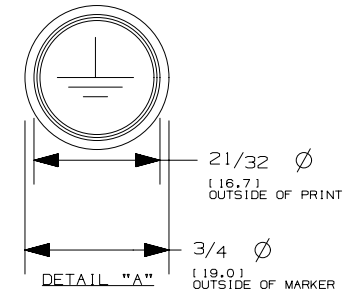
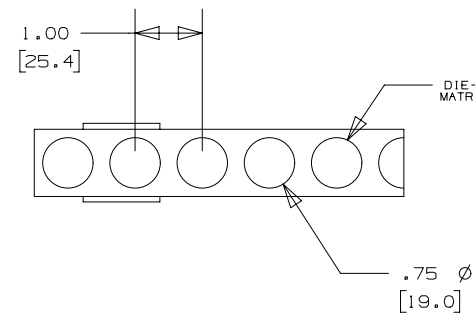
TITLE		<b>PLD CUSTOMER DRAWING</b>	
CUSTOMER DRAWING			
ITEM REVISION NAME	100619KR/24		
DATASET FILE NAME	100619KR_DC_C10689/24D		
UNLESS OTHERWISE SPECIFIED, DIMENSIONAL TOLERANCES ARE: IN ( mm )		<b>PANDUIT</b> MATERIAL: <b>SEE TABLE 1.</b>	
.x ± .075 [ 1.905 ] .xxx ± .050 [ .508 ] .xx ± .050 [ 1.27 ] ANGLES ± 5 °			
		DRAWING NUMBER: C10689	
DRAWN BY	DATE	CHK	SCALE
RVU	4/7/08	MSAD	NTS
SHT 1 OF 2			A

THIS COPY IS PROVIDED ON A RESTRICTED BASIS AND IS NOT TO BE USED IN ANY WAY DETRIMENTAL TO THE INTERESTS OF PANDUIT CORP.

PART NUMBER	MARKER SIZE		LEGEND				MATERIAL
	LENGTH	WIDTH	HEADER	HEADER COLOR	MESSAGE	MESS. COLOR	
PLD-45	1.5 [38.1]	1.0 [25.4]	CAUTION	YELLOW/BLACK	230 V	BLACK/YELLOW	B
PLD-46	1.5 [38.1]	1.0 [25.4]	CAUTION	YELLOW/BLACK	277 V	BLACK/YELLOW	B
PLD-47	1.5 [38.1]	1.0 [25.4]	CAUTION	YELLOW/BLACK	277/ 480 V	BLACK/YELLOW	B
PLD-52	1.5 [38.1]	1.0 [25.4]	NONE	NONE		BLACK/YELLOW	B
PLD-56	1.5 [38.1]	1.0 [25.4]	NONE	NONE		BLACK/YELLOW	C
PLD-57	.75 [19.0] CIRCLE		NONE	NONE	SEE DETAIL "A"	GREEN/WHITE	C
PLD-58	1.5 [38.1]	1.0 [25.4]	NONE	NONE	CAUTION SENSITIVE ELECTRONIC DEVICES DO NOT SHIP OR STORE NEAR STRONG ELECTROSTATIC, ELECTROMAGNETIC, MAGNETIC OR RADIOACTIVE FIELDS.	BLACK/YELLOW	B
PLD-60	3.0 [76.2]	1.0 [25.4]	NONE	NONE	ATTENTION OBSERVE PRECAUTIONS FOR HANDLING ELECTROSTATIC SENSITIVE DEVICES	BLACK/YELLOW	B
PLD-62	.75 [19.0] CIRCLE		NONE	NONE	NONE	RED	A
PLD-63	.75 [19.0] CIRCLE		NONE	NONE	NONE	YELLOW	A
PLD-64	.75 [19.0] CIRCLE		NONE	NONE	NONE	GREEN	A
PLD-67	1.5 [38.1]	1.0 [25.4]	DANGER	WHITE/RED	DANGER (SEE DETAIL "B") HIGH VOLTAGE	RED/WHITE	B
PLD-68	1.5 [38.1]	1.0 [25.4]	LOCKOUT	WHITE/RED	BY DATE	RED/WHITE	A
PLD-71	2.0 [50.8]	1.0 [25.4]	NONE	NONE	WARNING FOR CONTINUED PROTECTION AGAINST FIRE, REPLACE ONLY WITH SAME TYPE AND RATING OF FUSE	WHITE/BLACK	B
PLD-72	1.5 [38.1]	1.0 [25.4]	CAUTION	YELLOW/BLACK	LOCK OUT FOR SAFETY BEFORE YOU START	YELLOW/BLACK	B
PLD-74	1.5 [38.1]	1.0 [25.4]	CAUTION	YELLOW/BLACK	HAZARD OF ELECTRIC SHOCK MORE THAN ONE POWER SUPPLY IS REQUIRED TO DE-ENERGIZE THE EQUIPMENT	BLACK/YELLOW	B

PART NUMBER	MARKER SIZE		LEGEND				MATERIAL
	LENGTH	WIDTH	HEADER (2)	HEADER COLOR	MESSAGE	MESS. COLOR	
PLD-77	.75 [19.0] CIRCLE		NONE	NONE	NONE	WHITE	A
PLD-78	.75 [19.0] CIRCLE		NONE	NONE	NONE	ORANGE	A
PLD-80	1.5 [38.1]	1.0 [25.4]	NONE	NONE	INTRINSICALLY SAFE WIRING	LIGHT BLUE/WHITE	B
PLD-81	1.5 [38.1]	1.0 [25.4]	NONE	NONE	SERVICE DISCONNECT	BLACK/WHITE	B
PLD-91	1.5 [38.1]	1.0 [25.4]	CAUTION	YELLOW/BLACK	480V	BLACK/YELLOW	B

ITEM NO.	MATERIAL
A	GMYOL
B	GMYOL
C	GMY4-W



REV	DATE	BY	CHK	APR	DESCRIPTION	ECN
4	6/16/2020	RVU	RCMC	JHAC	REMOVE FEEDPATH FROM FIG. 2 FRONT VIEW.	GAECN05699
3	6/6/19	RVU	DJW	JHAC	UPDATE VIEW OF FIG. 2 WITH BETTER DIRECTION.	GAECN04892
2	12/16/14	RVU	MJPF	MSAD	ADD NEW PN, PLD-3F TO TABLE.	GAECN02396
1	9/14/10	RVU			PDL-56, MATERIAL COLUMN, 'C' WAS 'B'.	6139
0	4/7/08	RVU			DRAWING RELEASE.	5387

TITLE		<b>PLD CUSTOMER DRAWING</b>	
		CUSTOMER DRAWING	
ITEM REVISION NAME		100619KR/24	
DATASET FILE NAME		100619KR_DC_C10689/24D	
UNLESS OTHERWISE SPECIFIED, DIMENSIONAL TOLERANCES ARE: IN [mm]		<b>PANDUIT</b>	
.x ± .075 [1.905] .xxx ± .050 [1.508] .xx ± .050 [1.27] ANGLES ± 5 °			
		THIRD ANGLE PROJECTION	
DRAWN BY	DATE	CHK	SCALE
RVU	4/7/08	MSAD	NTS
DRAWING NUMBER:		C10689	
REV		SIZE	
SHT 2 OF 2		A	