

Time Delay Relays – Interval On

R63 Series



Programmable, DPDT, 10 Amp, AC or DC, Interval Time Delay Relays.

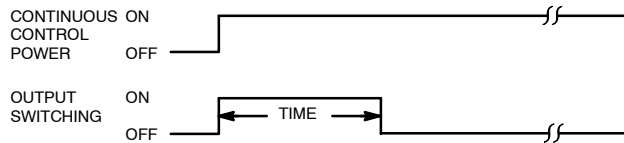
Features

- Universal Input Voltage (U-suffix)
- 16 Time Ranges in Single Timer (0.05 sec. to 100 hrs.)
- User Sets Time Ranges
No Math – Just Flip Switches
- Instructions Right on Unit
- Fine Tuning Knob for Precision Timing
- Pin for Pin Interchangeable with Timers in the Field – No Rewiring
- AC or DC Operation
- CMOS Digital Circuitry – 0.5% Repeatable Accuracy

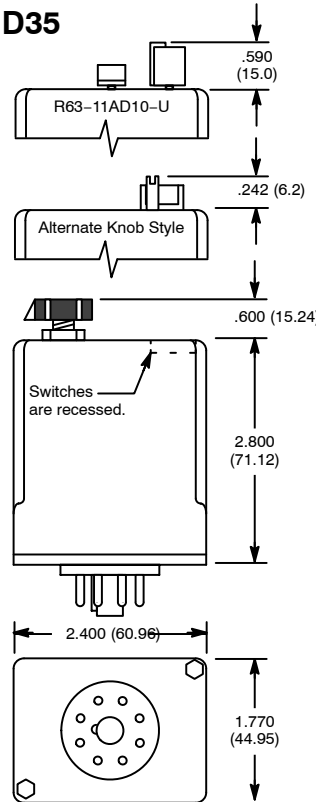


OPERATION

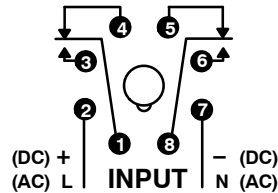
INTERVAL ON– The relay energizes and timing begins when the input voltage is applied. At the end of the time delay period the relay will de-energize. Reset is accomplished by removing, then reapplying the input voltage.



D35



DPDT, 2 Form "C"



1 2 3 4	Knob Style	TIME RANGE		Seconds
↓ ↓ ↓ ↓	A	Min	Max	
↓ ↓ ↓ ↓	B	0.15	0.5	
↓ ↓ ↓ ↓	C	0.3	1.0	
↓ ↓ ↓ ↓	D	0.5	2.0	
↓ ↓ ↓ ↓	E	1.0	4.0	
↓ ↓ ↓ ↓	F	2.0	8.0	
↓ ↓ ↓ ↓	G	4.0	15	
↓ ↓ ↓ ↓	H	8.0	30	
↓ ↓ ↓ ↓	I	15	60	
↓ ↓ ↓ ↓	J	30	120	
↓ ↓ ↓ ↓				
↓ ↓ ↓ ↓	K	1.0	4.0	Minutes
↓ ↓ ↓ ↓	L	2.0	8.0	
↓ ↓ ↓ ↓	M	4.0	15	
↓ ↓ ↓ ↓	N	8.0	30	
↓ ↓ ↓ ↓	O	15	60	
↓ ↓ ↓ ↓	P	30	120	

Universal Type

Dial Setting	TIME RANGE		Seconds
	Min	Max	
A	0.05	0.5	
B	0.1	1	
C	0.5	5	
D	1	10	
E	3	30	
F	6	60	
G	0.2	2	Minutes
H	0.5	5	
I	1	10	
J	3	30	
K	6	60	
L	0.2	2	Hours
M	0.5	5	
N	1	10	
O	2.4	24	
P	10	100	

AC or DC OPERATED

NTE Type No.	Nom. Voltage	Contact Arr.	Input Cur. Nom.	Max. Contact Cur. @ 28VDC or 120VAC	Diag No.
R63-11AD10-12	12VAC/DC	DPDT	167mA	10A	D35
R63-11AD10-24	24VAC/DC	DPDT	83mA	10A	D35
R63-11AD10-120	120VAC/DC	DPDT	17mA	10A	D35
R63-11AD10-U	24 – 240VAC 12 – 125VDC	DPDT	–	10A	D35

* These devices are being phased out and replaced by the R63-11AD10-U.

ACCESSORIES

MOUNTING STYLES	DESCRIPTION	NTE TYPE NO.
SURFACE MOUNT	8-PIN OCTAL	R95-101
PANEL MOUNT	8-PIN OCTAL	R95-118
DIN RAIL MOUNT	8-PIN OCTAL	R95-113
DIN RAIL MOUNT	8-PIN OCTAL	R95-181

Electrical Specifications

Contact

Rating: 10 Amps 240VAC or 30VDC, 1/3 HP, 240VAC or 120VAC

Pilot Duty 345VA, 120VAC or 240VAC, 50/60Hz

Life: 500,000 (100,000 U-type) operations at full load

Mechanical Life: 7,000,000 (10,000,000 U-type) operations at no load

Input

Nominal input voltage: See Chart

Steady state input current: See Chart

Timing

Timing adjustment modes available: See Timing Range Chart

Repeat Accuracy

± 0.5% – after established at steady temperature (4 hours)

Timing tolerance at high end of range: –0, +10%

Timing tolerance at low end of range: +0, –50%

Reset Time: 60 mS typ

Environmental Characteristics

Operating: –20°C to +55°C