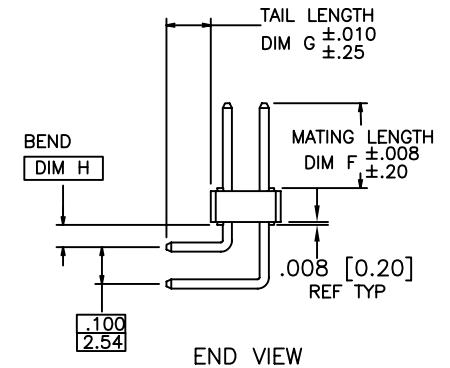
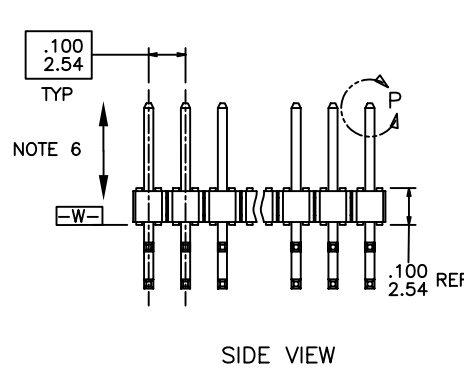
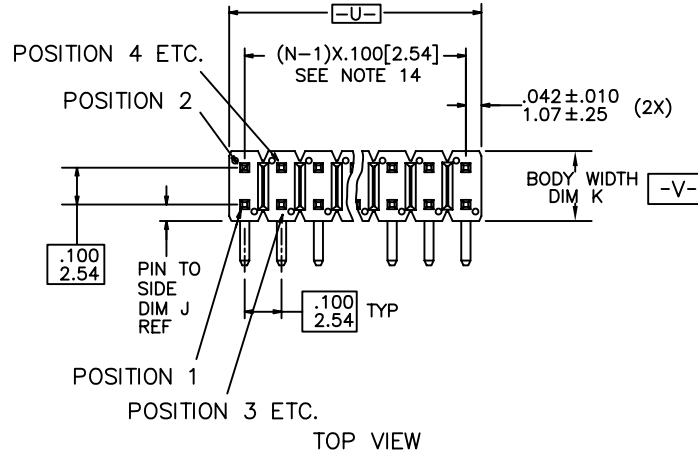


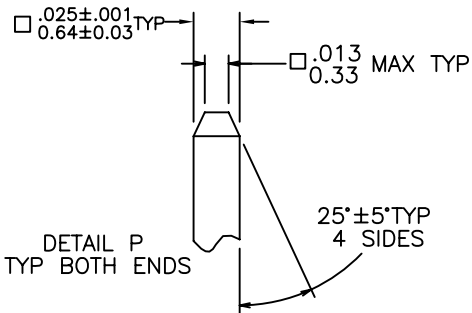
PRODUCT NUMBER

10122297-XXX XXXXLF

- LEAD FREE OPTION
SEE NOTE 1,7
- PACKAGING OPTION
SEE NOTE 1
- INDICATE DIFFERENT MATING LENGTH
AND TAIL LENGTH AND POLARIZED PIN
AND OTHER INFORMATION
- NO OF
POSITIONS
SEE NOTE 1
- PIN PLATING
SEE SHEET 2
- BASE PART NO.



⊕ ∅ .020/.51 (M) U (M) V W
NOTE 4



mat'l. code		surface		tolerance		projection		product family	
NOTES 2 & 3		ISO 1302		ISO 406		ISO 1101		BERGSTIK	
ltr	ecn	nldr	date	tolerances unless otherwise specified		INCH/MM		title	
A	-	DCS	2012/08/02	angles	linear	.XX01/.XX0.3		BERGSTIK® II HEADER	
B	ELX-N-14515	ZK	2013/08/05	0±2'		.XXX005/.XX0.13		.100/2.54cc DR R/A	
C	ELX-N-16429	ZK	2013/12/04			.XXX0020/.XX0.051		scale 1:1	
D	ELX-N-19199	JH	2014/10/27	dr	J.ZHOU	2012-12-11		dwg no	
E	ELX-N-16429	JH	2015/02/12	enr	J.ZHOU	2012-12-11		sheet 1 of 3 size	
				chr	J.ZHOU	2012-12-11		10122297 A3	
				appd	Rick Bian	2012-12-11		type Product Customer Drawing	
sheet index	revision	E	E	E					
	sheet	1	2	3					



FCIconnect.com

Copyright FCI

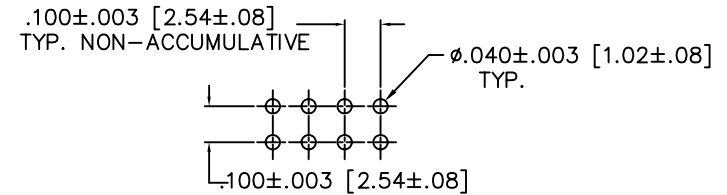
PIN PLATING CODES:

10122297-1YY	30u"/0.76u MIN (SEE NOTE 8) OVER 50u"/1.27u MIN Ni
10122297-2YY	15u"/0.38u MIN (SEE NOTE 8) OVER 50u"/1.27u MIN Ni
10122297-3YY	50u"/1.27u MIN (SEE NOTE 8) OVER 50u"/1.27u MIN Ni
10122297-4YY	100u"/2.54u MIN Sn OVER 50u"/1.27u MIN Ni (SEE NOTE 9)

- THESE PRODUCTS MEETS EUROPEAN UNION DIRECTIVES AND OTHER COUNTRY REGULATION AS DESCRIBED IN GS-22-008.
- PLATING OPTIONS:
PERFORMANCE PLATING WILL BE EITHER GOLD OR GXT ON POST OR TAIL, OPTIONALLY (78~295u"/2~7.5u) TIN ON TAIL.
- "THIS PRODUCT HAS 100% TIN PLATING IN THE INTERFACE AND HAS NOT BEEN TESTED FOR WHISKER GROWTH IN ALL INTERCONNECT ENVIRONMENTS."
- THE OAL DON'T EXCEED 31mm
OAL= MATTING DIM + TAIL DIM +4.0mm<=31mm "WHERE THE SUM OF TAIL LEGTH DON'T EXCEED 27mm" TAIL
TAIL LENGTH MIN 2.00mm TAIL LENGTH MAX 10.4mm
MATTING LENGTH MIN 1.5mm MATTING LENGTH MAX 25.4mm
- INCREMENTS BY 0.1mm IN LENGTH ONLY
- FOR ESPECIAL PACKAGING REQUEST PLEASE CONTACT PRODUCT MANAGER FOR AVAILABILITY
- BEND DIMENSION AT 1.5mm ONLY
- TO DETERMINE DIMENSIONS:
N=NUMBER OF POSITION PER ROW
EXAMPLE: 10 POS. N X .100/2.54

NOTES

- PART NUMBER OPTIONS:
PIN PLATING CODES (SEE ABOVE)
NUMBER OF POSITION:
EVEN NUMBER OF POSITIONS FROM 2 (2X1) THRU 72 (2X36).
PACKAGING:
PACKAGED IN POLY BAGS.
EIGHT DIGIT PART NUMBERS FOLLOWED BY A "T" ARE PACKAGED IN TUBES. SEE SPECIFIC PART NUMBERS FOR AVAILABILITY.
LEAD FREE:
ADD "LF" SUFFIX AT THE END OF PART NUMBER FOR LEAD FREE OPTION.
- BODY MATERIAL:
HIGH TEMP. MATERIAL:
MANUFACTURER'S OPTION OF NYLON, PCT GLASS FIBER REINFORCED, OR MINERAL FILLED LCP FLAME RETARDENT PER UL-94V-0. COLOR: BLACK.
PART NUMBERS WILL WITHSTAND EXPOSURE TO 260°C PEAK TEMPERATURE FOR 20 SECONDS IN WAVE SOLDER, INFRA-RED OR VAPOR PHASE SOLDER PROCESS.
- PIN MATERIAL: COPPER ALLOY.
- MEASURED WITH PART IN RESTRAINED CONDITION.
- TWO SIDES OF PIN TIPS NOT PLATED. TYPICAL BOTH ENDS.
- 2LBS/0.9KG MIN PIN RETENTION IN EITHER DIRECTION.



RECOMMENDED HOLE PATTERN

mat'l. code NOTES 2 & 3		surface ISO 1302 ✓		tolerance ISO 406 ISO 1101		projection INCH/MM		product family BERGSTIK	
ltr	ecn	nol	dr	date	tolerances unless otherwise specified				
E					angles	linear	.XXX01/.XXX0.3 .XXX005/.XXX0.13 .XXX0020/.XXX0.051		scale 1:1
					dr	J.ZHOU	2012-12-11	title BERGSTIK® II HEADER .100/2.54cc DR R/A	
					enr	J.ZHOU	2012-12-11	dwg no 10122297	
					chr	J.ZHOU	2012-12-11	sheet 2 of 3 size A3	
					app	Rick Bian	2012-12-11	type Product Customer Drawing	
sheet	revision								
index	sheet								

PRODUCT NUMBER	MATING LENGTH		TAIL LENGTH		BEND DIM		PIN TO SIDE		BODY WIDTH		POLARIZED PIN	LF
	DIM F	DIM F	DIM G	DIM G	DIM H	DIM H	DIM J	DIM J	DIM K	DIM K		
	ENGLISH	METRIC	ENGLISH	METRIC	ENGLISH	METRIC	ENGLISH	METRIC	ENGLISH	METRIC		
10122297-XY001LF	0.230	5.84	0.120	3.05	0.060	1.52	0.045	1.14	0.190	4.83	2,12	NOTE 1,7
10122297-XY002LF	0.230	5.84	0.120	3.05	0.060	1.52	0.045	1.14	0.190	4.83	5	
10122297-XY003LF	0.138	3.51	0.138	3.51	0.060	1.52	0.045	1.14	0.190	4.83	5,6,9,10	
10122297-XY004LF	0.138	3.51	0.138	3.51	0.060	1.52	0.045	1.14	0.190	4.83	5,6,17,18,21,22	
10122297-XY005LF	0.230	5.84	0.120	3.05	0.060	1.52	0.045	1.14	0.190	4.83	5,6,15,16	
10122297-XY006LF	0.138	3.51	0.138	3.51	0.060	1.52	0.045	1.14	0.190	4.83	3,4,7,8	
10122297-XY007LF	0.230	5.84	0.120	3.05	0.060	1.52	0.045	1.14	0.190	4.83	1	
10122297-X26008LF	0.230	5.84	0.095	2.41	0.060	1.52	0.045	1.14	0.190	4.83	3,4,7,8,11,12,15~20	
10122297-XY009LF	0.230	5.84	0.095	2.41	0.060	1.52	0.045	1.14	0.190	4.83	3	
10122297-XY010LF	0.230	5.84	0.120	3.05	0.060	1.52	0.045	1.14	0.190	4.83	1,2,12	



Copyright FCI

mat'l. code		surface		tolerance		projection		product family	
NOTES 2 & 3		ISO 1302 ✓		ISO 406				BERGSTIK	
ISO 1101		tolerances unless otherwise specified		linear		INCH/MM		title	
E		angles		0?2?		scale 1:1		BERGSTIK® II HEADER	
								.100/2.54cc DR R/A	
		dr		J.ZHOU		2012-12-11		dwg no	
		enr		J.ZHOU		2012-12-11		sheet 3 of 3	
		chr		J.ZHOU		2012-12-11		size	
		appd		Rick Bian		2012-12-11		A3	
sheet index		revision sheet						type Product Customer Drawing	