

1-1981971-2 ✓ ACTIVE




GRACE INERTIA 2.5

TE Internal #: 1-1981971-2

Rectangular Connector Housings, Wire-to-Wire, 8 Position, .098 in [2.5 mm] Centerline, 2 Row, PBT GF, Receptacle, Tab, Wire & Cable, GRACE INERTIA 2.5

[View on TE.com >](#)

Connectors > Rectangular Connectors > Rectangular Connector Housings > STD Temp Sig GRACE INERTIA Cap



Connector System: **Wire-to-Wire**

Number of Positions: **8**

Centerline (Pitch): **2.5 mm [.098 in]**

Number of Rows: **2**

Housing Material: **PBT GF**

[All STD Temp Sig GRACE INERTIA Cap \(20\)](#)

Features

Product Type Features

Connector System	Wire-to-Wire
Connector & Housing Type	Receptacle
Sealable	No
Connector & Contact Terminates To	Wire & Cable

Configuration Features

Number of Cavities	8
Number of Positions	8
Number of Rows	2

Electrical Characteristics

Operating Voltage	250 VAC
-------------------	---------

Contact Features

Contact Layout	Matrix
----------------	--------



Contact Type	Tab
--------------	-----

Mechanical Attachment

Connector Mounting Type	Cable Mount (Free-Hanging)
-------------------------	----------------------------

Housing Features

Housing Color	Red
---------------	-----

Centerline (Pitch)	2.5 mm[.098 in]
--------------------	-----------------

Housing Material	PBT GF
------------------	--------

Dimensions

Connector Height	18.8 mm[.74 in]
------------------	-----------------

Product Width	14.4 mm[.567 in]
---------------	------------------

Product Length	13.7 mm[.539 in]
----------------	------------------

Row-to-Row Spacing	7.6 mm[.3 in]
--------------------	---------------

Usage Conditions

Operating Temperature Range	-30 – 105 °C[-22 – 221 °F]
-----------------------------	----------------------------

Operation/Application

Halogen Free	No
--------------	----

Circuit Application	Signal
---------------------	--------

Identification Marking

Circuit Identification Feature	Without
--------------------------------	---------

Industry Standards

Glow Wire Rating	Standard Part - Not Glow Wire
------------------	-------------------------------

Packaging Features

Packaging Quantity	500
--------------------	-----

Packaging Method	Bag
------------------	-----

Product Compliance

[For compliance documentation, visit the product page on TE.com>](#)

EU RoHS Directive 2011/65/EU	Compliant
------------------------------	-----------

EU ELV Directive 2000/53/EC	Compliant
-----------------------------	-----------

China RoHS 2 Directive MIIT Order No 32, 2016	No Restricted Materials Above Threshold
---	---

EU REACH Regulation (EC) No. 1907/2006	Current ECHA Candidate List: JUNE 2023 (235)
--	---



Candidate List Declared Against: JUNE
2023 (235)
Does not contain REACH SVHC

Halogen Content	Not Low Halogen - contains Br or Cl > 900 ppm.
Solder Process Capability	Not applicable for solder process capability

Product Compliance Disclaimer

This information is provided based on reasonable inquiry of our suppliers and represents our current actual knowledge based on the information they provided. This information is subject to change. The part numbers that TE has identified as EU RoHS compliant have a maximum concentration of 0.1% by weight in homogenous materials for lead, hexavalent chromium, mercury, PBB, PBDE, DBP, BBP, DEHP, DIBP, and 0.01% for cadmium, or qualify for an exemption to these limits as defined in the Annexes of Directive 2011/65/EU (RoHS2). Finished electrical and electronic equipment products will be CE marked as required by Directive 2011/65/EU. Components may not be CE marked. Additionally, the part numbers that TE has identified as EU ELV compliant have a maximum concentration of 0.1% by weight in homogenous materials for lead, hexavalent chromium, and mercury, and 0.01% for cadmium, or qualify for an exemption to these limits as defined in the Annexes of Directive 2000/53/EC (ELV). Regarding the REACH Regulation, the information TE provides on SVHC in articles for this part number is based on the latest European Chemicals Agency (ECHA) 'Guidance on requirements for substances in articles' posted at this URL: <https://echa.europa.eu/guidance-documents/guidance-on-reach>

Compatible Parts



TE Part # 1-1981970-2
GIC2.5W PLUG HOUSING 8POS (2-ROW) RED




TE Part # CAT-G7534A-C1701
STD Temp Sig GRACE INERTIA Cap



TE Part # 1981970-1
GIC2.5W PLUG HOUSING 8POS (2-ROW) NAT


Also in the Series | GRACE INERTIA 2.5




Connector Contacts(2)



PCB Headers & Receptacles(138)



PCB Latches, Locks & Retainers(5)



Rectangular Connector Housings(49)



Rectangular Connector Locking(2)

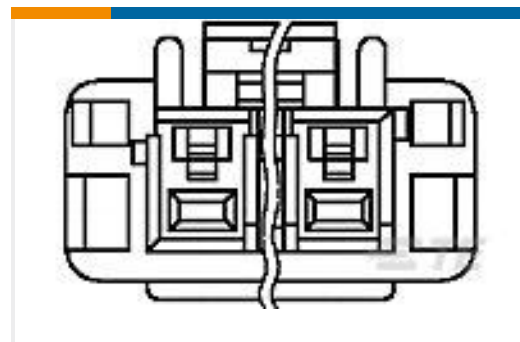



Rectangular Power Connectors(35)

Wire-to-Board Connector Assemblies
& Housings(46)

Wire-to-Board Connector Contacts(4)

Customers Also Bought

TE Part #917764-1
2.5 SIGNAL D/LOCK TAB CONT. LTE Part #2-1376393-3
5MM POWER KEY 6P PLUG HSG BLUETE Part #1-172131-1
FF 250 CAP HSG 3P NYLON NATTE Part #1747995-3
GHC EYELET 6.2 3POS PLUG
HOUSING BLUETE Part #179464-1
POWER DBL LOCK CAP HSG F/H 3PTE Part #1747995-1
GHC EYELET 6.2 3POS PLUG
HOUSING NATURALTE Part #1747996-4
GHC EYELET 12.4 2POS HEADER
ASSY YELLOW

Documents

Product Drawings

[GIC2.5W CAP HOUSING 8POS \(2-ROW\) RED](#)

English

CAD Files

[3D PDF](#)

3D

Customer View Model

[ENG_CVM_CVM_1-1981971-2_E_c-1-1981971-2-e.2d_dxf.zip](#)

English

Customer View Model

[ENG_CVM_CVM_1-1981971-2_E_c-1-1981971-2-e.3d_igs.zip](#)

English

Customer View Model

[ENG_CVM_CVM_1-1981971-2_E_c-1-1981971-2-e.3d_stp.zip](#)

English

By downloading the CAD file I accept and agree to the [Terms and Conditions](#) of use.



[Product Specifications](#)

[Application Specification](#)

English