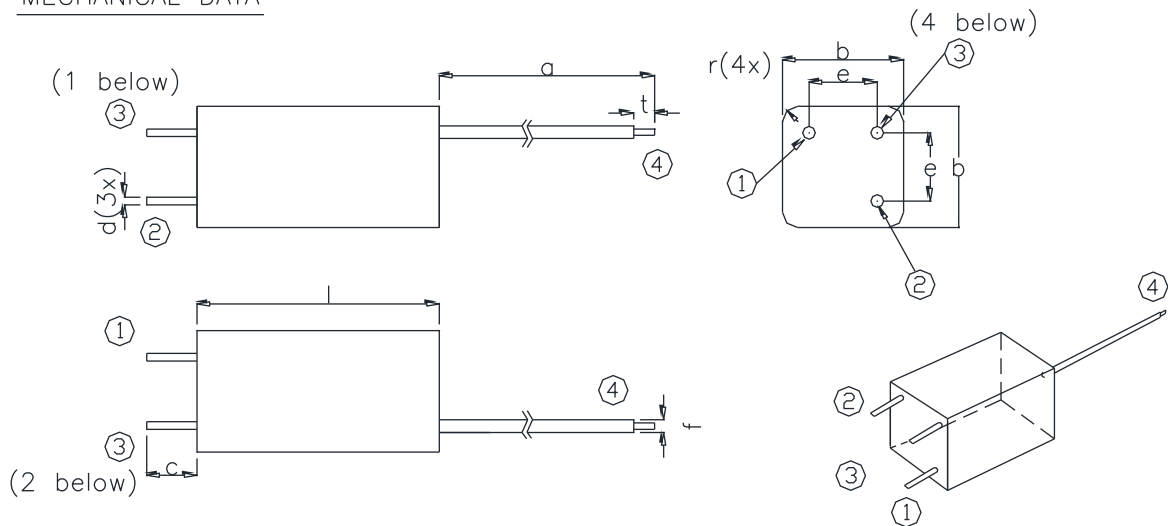


ZS1052/1UL(H) Trigger Coil

DATA SHEET

MECHANICAL DATA



Dimensions (mm)

e : 5.0±0.5	c : 3.0 min	:
l : 16.0±0.5	f : 1.0 dia	:
d : 0.42 Sq	n :	:
r : R1.5	t : 5.0±2	:
a : 50.0±5	:	:
b : 8.0±0.3	:	:

Pin no.1 Primary

Pin no.2 Primary

Pin no.3 Secondary

Pin no.4 Secondary High Voltage

Remarks :

Operating temp. : -30°C to +150°C {1}

Storage temp : -20°C to +80°C

All the solder materials with lead free

RoHS compliant

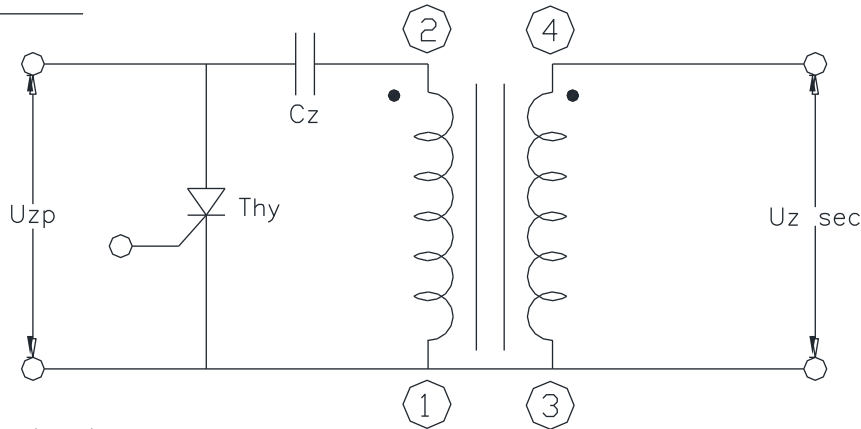
ITEMS	MATERIAL	THERMAL ENDURANCE CLASS	ITEMS
Pri. wire	AWG 31 Solderable Modified Polyester Imide	Class H	-
Sec. wire	∅0.05 mm Solderable Modified Polyurethane	Class F	-
Bobbin	Valox 420 Seo	-	UL94-V0
Housing	Polyphenylene Sulfide (Ryton R4-02)	-	UL94-V0
Potting Resin	Resin 9001A/B-11	-	UL94-V0

{2}

ZS1052/1UL(H) Trigger Coil

DATA SHEET

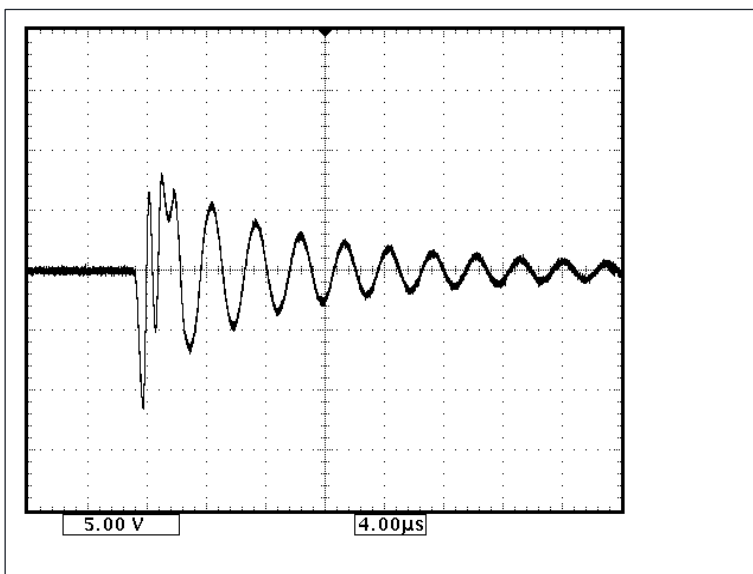
OPERATING DATA



Dimensions (mm)

ITEMS	PRIMARY	SECONDARY
Resistance	--- mohm max	145±15 ohm
Primary Voltage, U_{zp}	$U_{zp} = 300V$	---
Primary Capacitance, C_z	0.047 μF	---
Secondary Voltage, U_z	---	9.5 kV min
Polarity of 1st peak	---	1st peak Negative
Inductance @ 1kHz	20±4 μH	20±5 mH
Thyristor	TAG 620 800 or equiv.	

Typical waveform :



Unloaded high voltage output
 4 $\mu s/div$ 5 kV/div