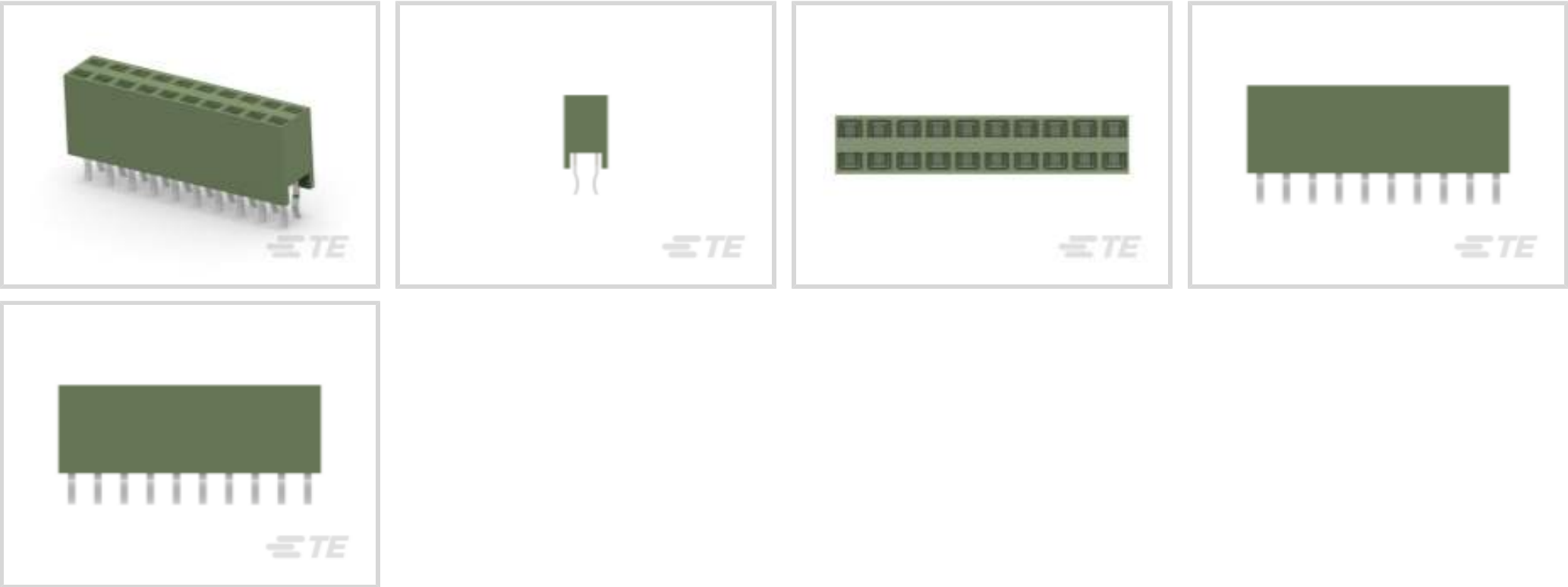




Connectors > PCB Connectors > PCB Headers & Receptacles



PCB Connector Assembly Type: **PCB Mount Receptacle**

PCB Mount Orientation: **Vertical**

Connector System: **Board-to-Board**

Number of Positions: **10**

Number of Rows: **2**

Features

Product Type Features

PCB Connector Assembly Type	PCB Mount Receptacle
Connector System	Board-to-Board
Sealable	No
Connector & Contact Terminates To	Printed Circuit Board

Configuration Features

Stackable	Yes
PCB Mount Orientation	Vertical
Number of Positions	10
Number of Rows	2

Body Features

Connector Profile	Standard
Primary Product Color	Green

Contact Features

Contact Protection Type	Closed Entry Housing
-------------------------	----------------------



Mating Square Post Dimension	.63 mm[.024 in]
PCB Contact Termination Area Plating Material Thickness	2.5 µm[98.425 µin]
Mating Pin Diameter	.63 mm[.024 in]
Contact Shape & Form	Square
PCB Contact Termination Area Plating Material	Tin
Contact Base Material	Phosphor Bronze
Contact Mating Area Plating Material	Gold
	30 µin
Contact Type	Socket
Contact Current Rating (Max)	3 A

Termination Features

Rectangular Termination Post & Tail Thickness	.2 mm[.008 in]
Rectangular Termination Post & Tail Width	.69 mm[.027 in]
Termination Post & Tail Length	3.1 mm[.122 in]
Termination Method to Printed Circuit Board	Through Hole - Solder

Mechanical Attachment

PCB Mount Retention Type	Retention Solder Tails
PCB Mount Retention	With

Housing Features

Mating Entry Location	Top
Centerline (Pitch)	2.54 mm[.1 in]
Housing Material	Polyester - GF

Dimensions

Connector Height	8.5 mm[.335 in]
Row-to-Row Spacing	2.54 mm[.1 in]
PCB Thickness (Recommended)	1.6 mm

Usage Conditions

Operating Temperature Range	-65 – 125 °C
-----------------------------	--------------

Operation/Application

Solder Process Feature	Board Standoff
------------------------	----------------

Industry Standards

UL Flammability Rating	UL 94V-0
------------------------	----------



Packaging Features

Packaging Quantity	72
--------------------	----

Product Compliance



For compliance documentation, visit the product page on TE.com>

EU RoHS Directive 2011/65/EU	Compliant
EU ELV Directive 2000/53/EC	Compliant
China RoHS 2 Directive MIIT Order No 32, 2016	No Restricted Materials Above Threshold
EU REACH Regulation (EC) No. 1907/2006	Current ECHA Candidate List: JUNE 2023 (235) Candidate List Declared Against: JUNE 2023 (235) Does not contain REACH SVHC
Halogen Content	Not Low Halogen - contains Br or Cl > 900 ppm.
Solder Process Capability	Wave solder capable to 265°C

Product Compliance Disclaimer

This information is provided based on reasonable inquiry of our suppliers and represents our current actual knowledge based on the information they provided. This information is subject to change. The part numbers that TE has identified as EU RoHS compliant have a maximum concentration of 0.1% by weight in homogenous materials for lead, hexavalent chromium, mercury, PBB, PBDE, DBP, BBP, DEHP, DIBP, and 0.01% for cadmium, or qualify for an exemption to these limits as defined in the Annexes of Directive 2011/65/EU (RoHS2). Finished electrical and electronic equipment products will be CE marked as required by Directive 2011/65/EU. Components may not be CE marked. Additionally, the part numbers that TE has identified as EU ELV compliant have a maximum concentration of 0.1% by weight in homogenous materials for lead, hexavalent chromium, and mercury, and 0.01% for cadmium, or qualify for an exemption to these limits as defined in the Annexes of Directive 2000/53/EC (ELV). Regarding the REACH Regulation, the information TE provides on SVHC in articles for this part number is based on the latest European Chemicals Agency (ECHA) 'Guidance on requirements for substances in articles' posted at this URL: <https://echa.europa.eu/guidance-documents/guidance-on-reach>

Compatible Parts

 <p>TE Part # 1-1241050-0 2x10P MOD II BREAK AWAY HDR, SMD, BLISTER</p>	 <p>TE Part # 1-826634-0 MOD2 PIN HEADER 10P</p>	 <p>TE Part # 1-826632-0 10P AMPMODU II PIN HDR.</p>	 <p>TE Part # 1-826658-0 2X10 POS AMPMODU II PIN HEADER</p>
--	--	---	--




TE Part # 1-826656-0  
10P AMPMODU II STIFT LEI



TE Part # 1-826662-0  
10P AMPMODU II STIFTLEI



TE Part # 1-826664-0  
10P MOD2 STIFT LEI



TE Part # 1-215447-0  
2X10P MOD2 STIFTLEI



TE Part # 1-966269-0  
2x10P MODII BREAK AWAY HDR,  
SMD, TUBE PKG



TE Part # 1-966709-0  
2X10P MODUII BREAK AWAY  
HEADER, SMD

Also in the Series | AMPMODU HV-100/HV-190

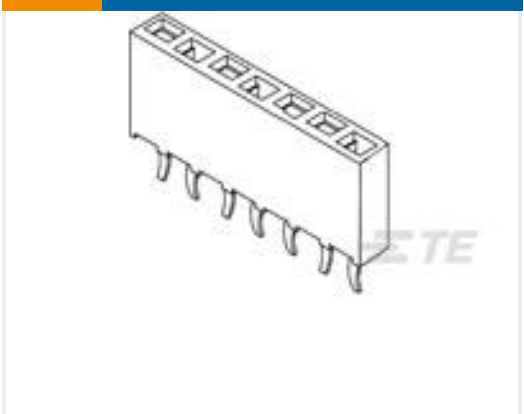


PCB Headers & Receptacles(345)

Customers Also Bought




TE Part #5102153-7  
A/L UNIV HDR 30P VERT



TE Part #1-215297-2  
12P HV100 REC CON. TE, 7.0MM



TE Part #1-1393644-6  
V42254B1100C960=PC612 MESSERLE




TE Part #1-829315-0  
2X10P MOD2 STIFTLEI




TE Part #827988-5  
2X 5P MOD2 PIN HEADER



TE Part #1-2170705-2  
CAGE ASSY, QSFP28 1X1, SPRING,  
HS, LP



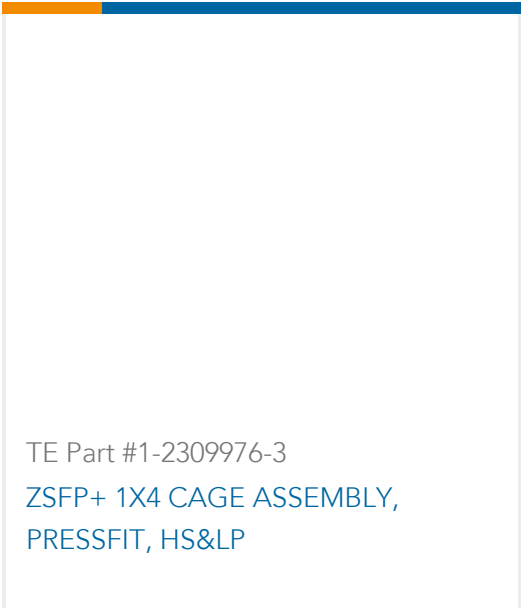
TE Part #1-2379421-4  
ASSY SLIVER 140P 076 LOW W/O  
SCREW



TE Part #2170808-8  
QSFP28, 1X2, CAGE ASSY, SPRING,  
HS, LP



TE Part #1-1393277-9  
V23076A3022D142



TE Part #1-2309976-3  
ZSFP+ 1X4 CAGE ASSEMBLY,  
PRESSFIT, HS&LP

Documents

Product Drawings

2X10P HV100 REC CON. TE, 8.5MM

English

CAD Files

3D PDF

3D

Customer View Model

ENG\_CVM\_CVM\_1-215309-0\_F.2d\_dxf.zip

English

Customer View Model

ENG\_CVM\_CVM\_1-215309-0\_F.3d\_igs.zip

English

Customer View Model

ENG\_CVM\_CVM\_1-215309-0\_F.3d\_stp.zip

English

By downloading the CAD file I accept and agree to the [Terms and Conditions](#) of use.

Product Environmental Compliance

TE Material Declaration

English